



**POSITIONING MANUAL**  
**Three Umpire System**

2212 Gladwin Crescent, Suite A7, Ottawa (Ontario) K1B 5N1  
Phone: 613-748-5606 Fax: 613-748-5767 E-Mail: [info@baseball.ca](mailto:info@baseball.ca)  
[www.baseball.ca](http://www.baseball.ca)

The information contained within this training manual was prepared for exclusively for Baseball Canada by the Baseball Alberta Umpires Committee. Baseball Canada would like to thank those individuals who contributed their time and effort to this project.

© Copyright 2003 Baseball Canada

ALL RIGHTS RESERVED

No part of this book may be reproduced in any form without permission in writing from the copyright holder.

# CONTENTS

## INTRODUCTION

## THE STRAIGHT GOODS

## BASIC POSITIONS

### NO RUNNERS ON BASE

Situation 3M—1 .....	Basic Positions
Situation 3M—2 .....	Ground Ball or Bunt to the Infield
Situation 3M—3 .....	Base Hit or Extra Base Hit to the Outfield
Situation 3M—4 .....	Responsibilities on a Fly Ball
Situation 3M—5 .....	Fly Ball Hit Directly at or Left of Center Fielder
Situation 3M—6 .....	Fly Ball Hit to the Right of Center Fielder

### RUNNER ON FIRST BASE

Situation 3M—7 .....	Basic Positions
Situation 3M—8 .....	Ground Ball or Bunt to the Infield
Situation 3M—9 .....	Base Hit or Extra Base Hit to the Outfield
Situation 3M—10 .....	Responsibilities on a Fly Ball
Situation 3M—11 .....	Fly Ball to the Outfield Directly at or Between the Left and Right Fielders
Situation 3M—12 .....	Fly Ball to the Left of Left Fielder
Situation 3M—13 .....	Fly Ball to the Right of Right Fielder
Situation 3M—14 .....	Steal of 2nd Base
Situation 3M—15 .....	Run-Down Between 1st and 2nd Base

### RUNNERS ON FIRST & THIRD BASE

Situation 3M—16 .....	Basic Positions
Situation 3M—17 .....	Ground Ball or Bunt to the Infield
Situation 3M—18 .....	Base Hit or Extra Base Hit to the Outfield
Situation 3M—19 .....	Responsibilities on a Fly Ball
Situation 3M—20 .....	Fly Ball to the Outfield Directly at or Between the Left and Right Fielders
Situation 3M—21 .....	Fly Ball to the Left of the Left Fielder
Situation 3M—22 .....	Fly Ball to the Right of the Right Fielder
Situation 3M—23 .....	Steal of 2nd Base
Situation 3M—24 .....	Run-Down Between 1st & 2nd Base
Situation 3M—25 .....	Run-Down Between 3rd Base and the Plate

### RUNNERS ON FIRST & SECOND BASE or BASES LOADED

Situation 3M—26 .....	Basic Positions
Situation 3M—27 .....	Ground Ball or Bunt to the Infield
Situation 3M—28 .....	Base Hit or Extra Base Hit to the Outfield
Situation 3M—29 .....	Responsibilities on a Fly Ball
Situation 3M—30 .....	Fly Ball to the Outfield Directly at or Between the Left and Right Fielders
Situation 3M—31 .....	Fly Ball to the Left of the Left Fielder
Situation 3M—32 .....	Fly Ball to the Right of the Right Fielder
Situation 3M—33 .....	Infield Fly
Situation 3M—34 .....	Double Steal

### RUNNER(S) ON SECOND BASE or SECOND & THIRD BASE

Situation 3M—35 .....	Basic Positions
Situation 3M—36 .....	Ground Ball or Bunt to the Infield
Situation 3M—37 .....	Base Hit or Extra Base Hit to the Outfield
Situation 3M—38 .....	Responsibilities on a Fly Ball
Situation 3M—39 .....	Fly Ball to the Outfield Directly at or Between the Left and Right Fielders
Situation 3M—40 .....	Fly Ball to the Left of the Left Fielder
Situation 3M—41 .....	Fly Ball Hit to the Right of the Right Fielder
Situation 3M—42 .....	Run-Down Between 2nd & 3rd Base
Situation 3M—43 .....	Run-Down Between 3rd Base & Home Plate

### RUNNER ON THIRD BASE

Situation 3M—44 .....	Basic Positions
Situation 3M—45 .....	Ground Ball or Bunt to the Infield
Situation 3M—46 .....	Base Hit or Extra Base Hit to the Outfield
Situation 3M—47 .....	Responsibilities on a Fly Ball
Situation 3M—48 .....	Fly Ball Hit Directly at or Left of Center Fielder
Situation 3M—49 .....	Fly Ball Hit to the Right of the Center Fielder
Situation 3M—50 .....	Run-Down Between 3rd Base & Home Plate

# INTRODUCTION

This document was created to help you understand the concepts of the two-man umpiring positioning fundamentals. Used in conjunction with classroom instruction or as a field guide to positioning, this manual should be the reference that all umpires in Canada will strive to follow in an attempt to achieve consistency throughout the country.

## Pre-game...

Let's make no mistake about it. Personal mechanics and clear signals are only half of the ingredients for a successfully officiated athletic contest. Teamwork is the other component that enhances the quality of the officiating process.

Getting to the game early is not only essential for individual game preparation, but also an outstanding opportunity to conference with your partner(s). This is the time when teamwork can be reviewed to prevent problems in key situations. Working in sync is the one item that can set apart a great crew from an average one. Umpires committed to teamwork consistently have less problems working games, are never out of work, and move up the ladder quickly to do key matchups. Team players are respected in the baseball community.

Following is a checklist for a pre-game conference...

- ☐ If necessary, **introductions**.
- ☐ **Signals**...infield fly, normal rotation, staying home, time play, number of outs, count awareness, and the importance of eye contact. Review in verbalizing such things as "*I'm going out*", "*I've got third*", and "*I've got the ball*" is also essential.
- ☐ **Fair / foul coverage**...ie: plate man's responsibility up to but not the bases.
- ☐ **Fly ball responsibilities**...there is no need to have more than one set of eyes on a fly ball. The other umpire(s) have other important items to attend to.
- ☐ **Tag-ups and touches** of bases.
- ☐ **Live ball / dead ball**...putting the ball back in play...ball hits batter in box.
- ☐ **Appeals** of check swings.
- ☐ Communication on brushing of the plate...ie — **avoiding unnecessary delays**.
- ☐ Positioning

It is important to keep the pre-game *positive* and *up-tempo* so that the crew goes into the game *confident* and *well prepared*. A good umpiring crew dresses well, moves athletically, and displays discipline at all times. They enter and exit the field as a team moving in unison and with the confidence that says, "**We are in control**".

Please Note: In this document, the pronoun *he* is used with respect to both genders and is used for simplicity only.

# THE STRAIGHT GOODS

Here are several points to ponder concerning **facts about the three umpire fundamentals**. An understanding of these facts will enable you to do your job with confidence.

- ✓ **Authority...**all umpires have equal authority on the field (except in the event of a forfeit)..
- ✓ **Responsibilities...**each umpire has singular responsibilities in each situation. There should never be a double call in any situation.
- ✓ Plate umpire stays home with 2 outs and a runner on 2nd base.
- ✓ **Base umpires set up on the foul lines...**  
and are responsible for fair / foul calls at the bag and beyond.
- ✓ **The 1<sup>st</sup> base umpire moves into the infield...** when there is a runner on 2<sup>nd</sup> only, or 2<sup>nd</sup> and 3<sup>rd</sup>, or any time there are 2 outs..
- ✓ **When a base umpire is in the infield...** he will never go out to make a catch / no catch call. Remember: **angle is primary to distance**. Go to the edge of the infield grass on a trouble ball to get the best angle but do not cross the baseline.
- ✓ **First to third situation...**with no runner on 2<sup>nd</sup> base and a runner on 1<sup>st</sup>, the plate umpire will signal that a **normal rotation** is on and will be responsible for the play at 3<sup>rd</sup>.
- ✓ **When a base umpire goes out to make a call, he will stay out until the play is complete.**
- ✓ **Being professional at all times as an individual will serve to give the umpiring fraternity as a group respect.**
- ✓ **Teamwork and communication is essential in getting the call right!**

# BASIC POSITIONS

## 1. Principle:

- ✓ Always follow ball with eyes.
- ✓ Always keep chest 90 degrees to the ball.
- ✓ Always take best possible angle. **Angle has priority over distance.**
- ✓ Make every effort possible to get as close to 90 degrees to the ball on a force play and 90 degrees to the slide on a tag play.
- ✓ Without any runners on base, the base umpire(s) must come to a set as the pitcher is preparing to deliver the ball to the batter.
- ✓ With a runner(s) on base, the base umpire(s) must come to a set as soon as the pitcher stands on the rubber.
- ✓ The **Infield Working Area** is that area behind the mound which in many situations the base umpire moves into as his first movement.

## 2. Set position...

...must be taken by the base umpire(s) with each delivery from the pitcher and before making most calls. This position consists of placing the hands on the knees and locking-in the elbows with the feet shoulder width apart. The umpire will strive to settle into this position naturally, smoothly, and athletically. It is acceptable to assume a **standing set** position prior to each pitch with no runners on base.

## 3. Field Positions:

**PU** – always behind the plate.

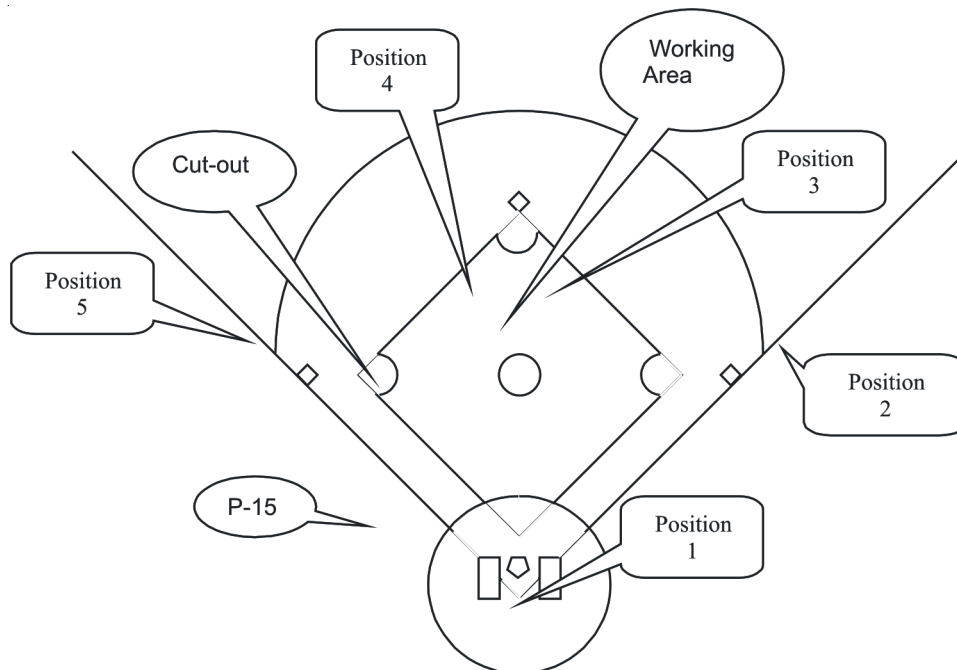
**U1 @ 2** – with no runners on base.

**U1 @ 3** – with runner(s) on 2<sup>nd</sup> base, or 2<sup>nd</sup> and 3<sup>rd</sup> bases.

**U3 @ 3 / 4** – any time a runner is on 1<sup>st</sup> base.

**U3 @ 5** – with no runners on base, runner on 3<sup>rd</sup> base only, or when U1 is in the infield.

**NOTE:** The plate umpire has overthrows and base awards in each situation except when noted.



# **UMPIRE POSITIONING MANUAL**

## **THREE UMPIRE FUNDAMENTALS**

### **NO RUNNERS ON BASE**

# Situation 3M--1

**SITUATION:** No Runners on Base

**PLAY:** Basic Positions

## **Plate Umpire...**

...stands directly behind the catcher until the batter hits the ball. The **slot** as well as the **box** and the **scissors** stance are acceptable for calling balls and strikes.

## **U1...**

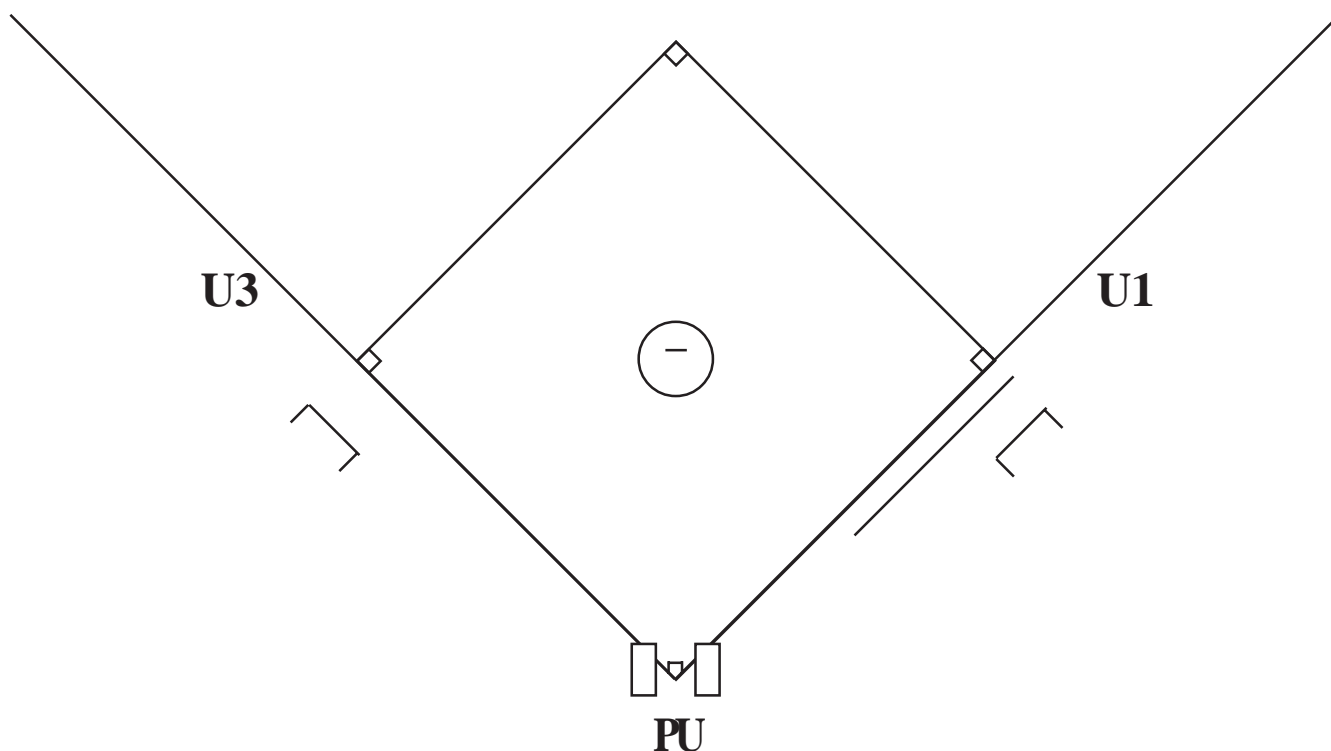
...starts every play standing approximately 12 to 15 feet behind the 1<sup>st</sup> baseman and not closer than 12 feet behind the bag if the 1<sup>st</sup> baseman is playing in. He must assume the **set position** prior to each pitch. He will develop a rhythm that gets him into the **set position** before the pitcher releases the ball, preferably at the same time the plate umpire assumes his locked-in position.

## **U3...**

...starts every play standing approximately 12 to 15 feet behind the 3<sup>rd</sup> baseman. He must assume the **set position** prior to each pitch. He will develop a rhythm that gets him into the **set position** before the pitcher releases the ball, preferably at the same time the plate umpire assumes his locked-in position.

## **NOTE:**

It is acceptable for U1 and U3 to assume a **standing set position** prior to each pitch with no runners on base.





# Situation 3M--2

**SITUATION:** No Runners on Base

**PLAY:** Ground Ball or Bunt to the Infield

## Plate Umpire...

...exits left, towards the 1<sup>st</sup> baseline, following the batter-runner to a point halfway between home plate and 1<sup>st</sup> base, straddling the foul line. His main responsibilities are any **fair / foul** call, watching for **runner's lane interference** and an overthrow at 1<sup>st</sup> base. He is responsible for all calls at home plate.

### NOTE:

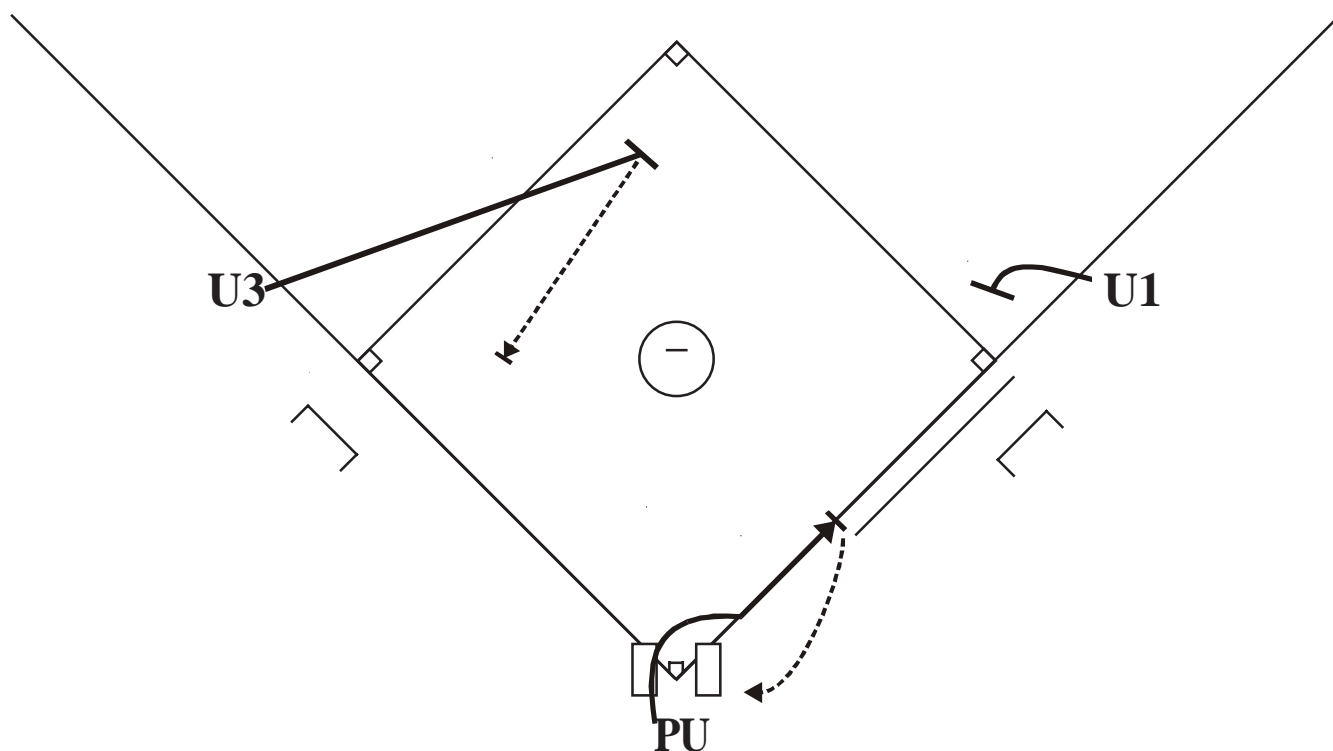
On batted balls near either foul line, PU is responsible for the **fair / foul** decision on balls up to but not including the base. PU will stop in a position straddling the foul line before making the call. On balls hit in front of the plate, he may need to take a position on the **1<sup>st</sup> or 3<sup>rd</sup> baseline extended**.

## U1...

...will **pause, read the play**, and then **react** on any ground ball to the infield. His reaction will be to get a 90 degree angle to the throw and settle in approximately 15 feet from 1<sup>st</sup> base. Before coming to the **set position**, he must make sure there will be a true throw. U1 should let the ball turn him into the play at 1<sup>st</sup> base. Be ready to take a **read step** (a step to obtain the optimum angle) on the swipe tag or pulled foot. He should always be in fair territory unless the ball is coming from foul territory between home and 1<sup>st</sup> or there is pressure from the 1<sup>st</sup> or 2<sup>nd</sup> baseman. If the ball goes through the defensive player or there is a wild throw, he will head inside the running lane between 1<sup>st</sup> and 2<sup>nd</sup> base, making his **pivot**.

## U3...

...heads towards the **cut-out** at 2<sup>nd</sup> base to take any possible play. He is responsible for all calls at 2<sup>nd</sup> and 3<sup>rd</sup> base.



# Situation 3M--3

**SITUATION:** No Runners on Base

**PLAY:** Base Hit or Extra Base Hit to the Outfield

## **Plate Umpire...**

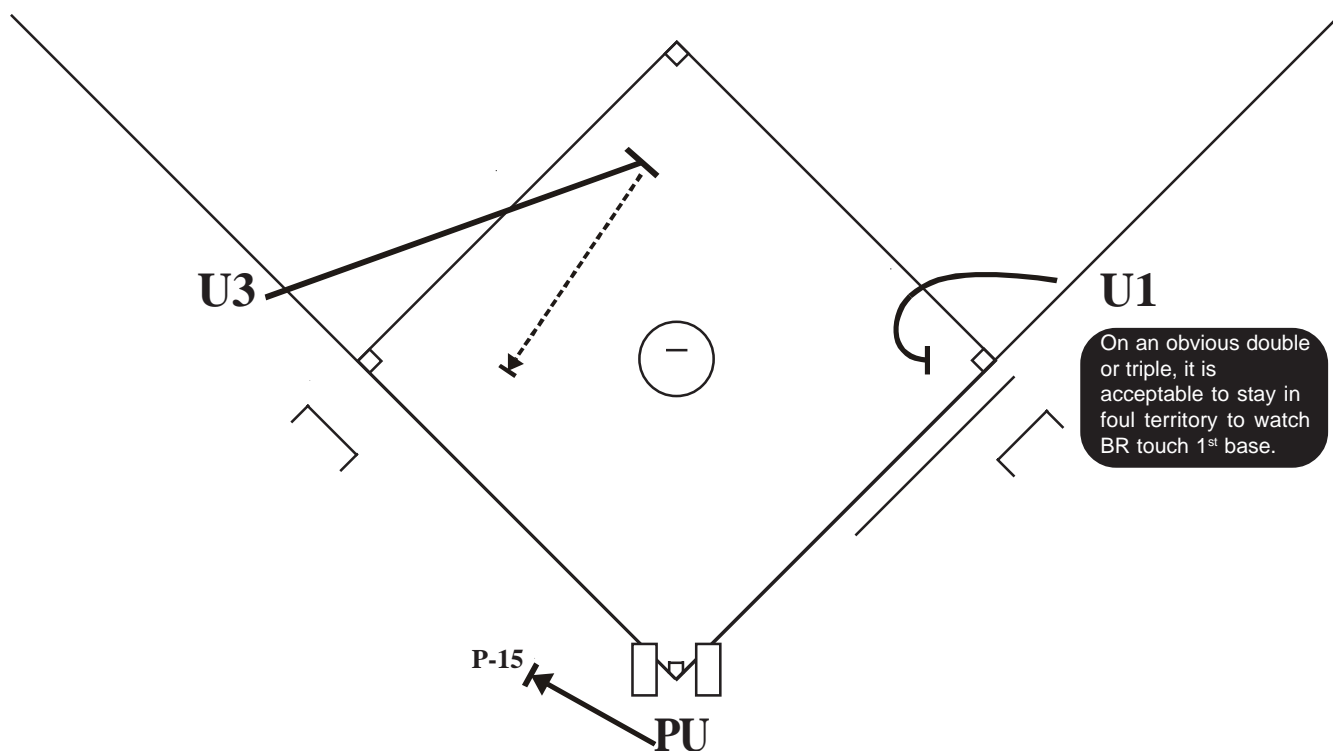
...exits left and heads to **P-15**.  
He is responsible for all calls at home plate.

## **U1...**

...is responsible for communicating **fair / foul** on balls close to the line before heading inside to make his **pivot** to watch for the batter-runner's touch of 1<sup>st</sup> base. This is his sole responsibility.

## **U3...**

...is responsible for communicating **fair / foul** on balls close to the line before heading towards the **cut-out** at 2<sup>nd</sup> base for the play on the batter-runner. He is responsible for all calls at 2<sup>nd</sup> and 3<sup>rd</sup> base.



# Situation 3M--4

**SITUATION:** No Runners on Base  
**PLAY:** Responsibilities on a Fly Ball

## **Plate Umpire...**

...is responsible for covering U1 or U3's bag when out to cover a fly ball.

## **U1...**

...is responsible for all fly balls hit from the center fielder to the right field foul line and into foul territory. These responsibilities include **fair / foul** and **catch / no catch** verbalization on the 1<sup>st</sup> baseline past 1<sup>st</sup> base, in that order.

## **U3...**

...is responsible for all fly balls hit directly at and from the center fielder to the left field foul line and into foul territory. These responsibilities include **fair / foul** and **catch / no catch** verbalization on the 3<sup>rd</sup> baseline past 3<sup>rd</sup> base, in that order.

## **NOTE:**

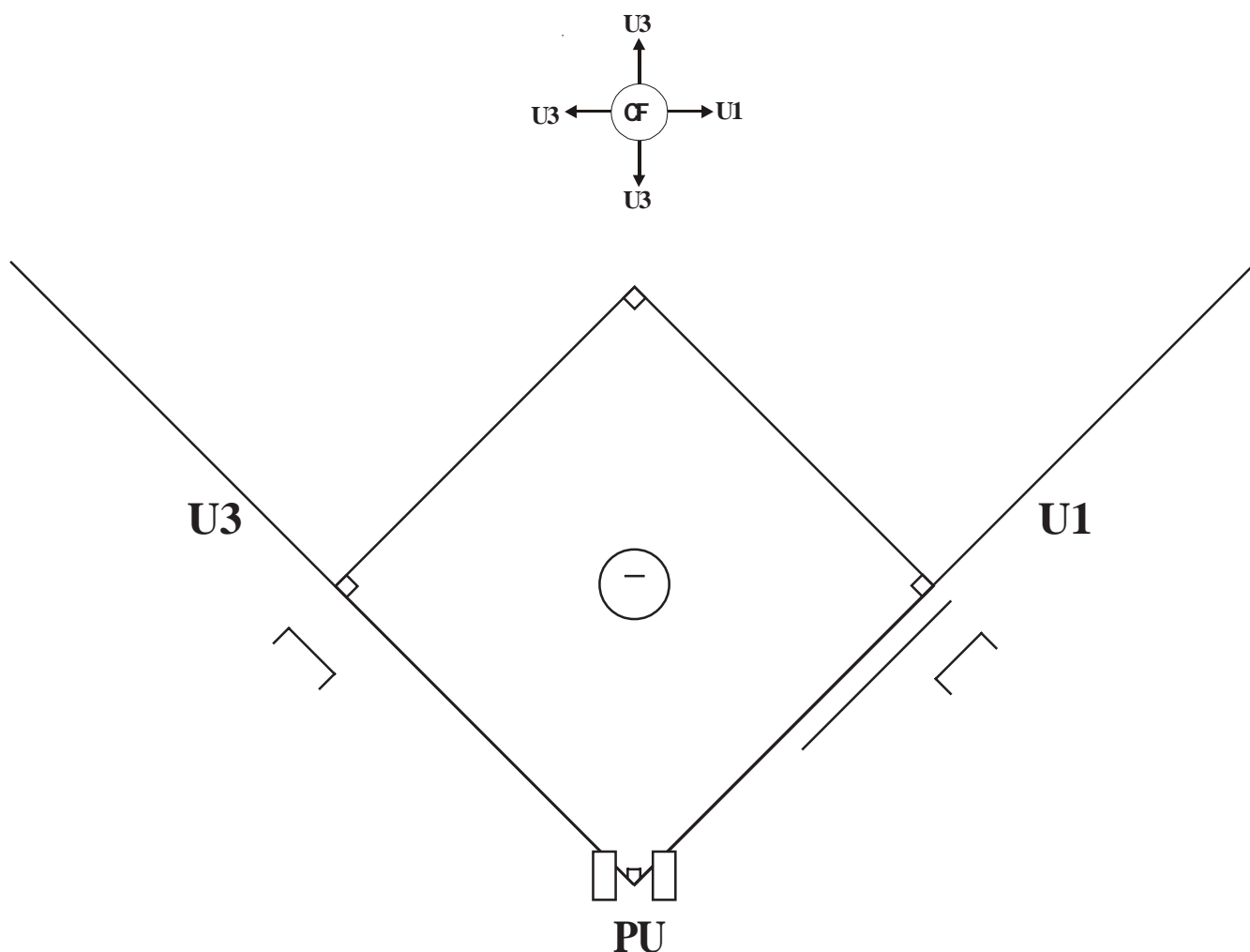
To avoid double calls on an infield line drive, the umpiring crew could set up rules of thumb such as these:

PU – Pitcher and Catcher

U1 – 1<sup>st</sup> and 2<sup>nd</sup> basemen

U3 – Shortstop and 3<sup>rd</sup> baseman

When an umpire does not have a good angle on a **catch / no catch** call, he should not hesitate to ask his partners for help.



# Situation 3M--5

**SITUATION:** No Runners on Base

**PLAY:** Fly Ball Hit Directly at or Left of Center Fielder

## **Plate Umpire...**

...exits left and heads to **P-15**.  
He is responsible for all calls at home plate on the batter-runner.

## **U1...**

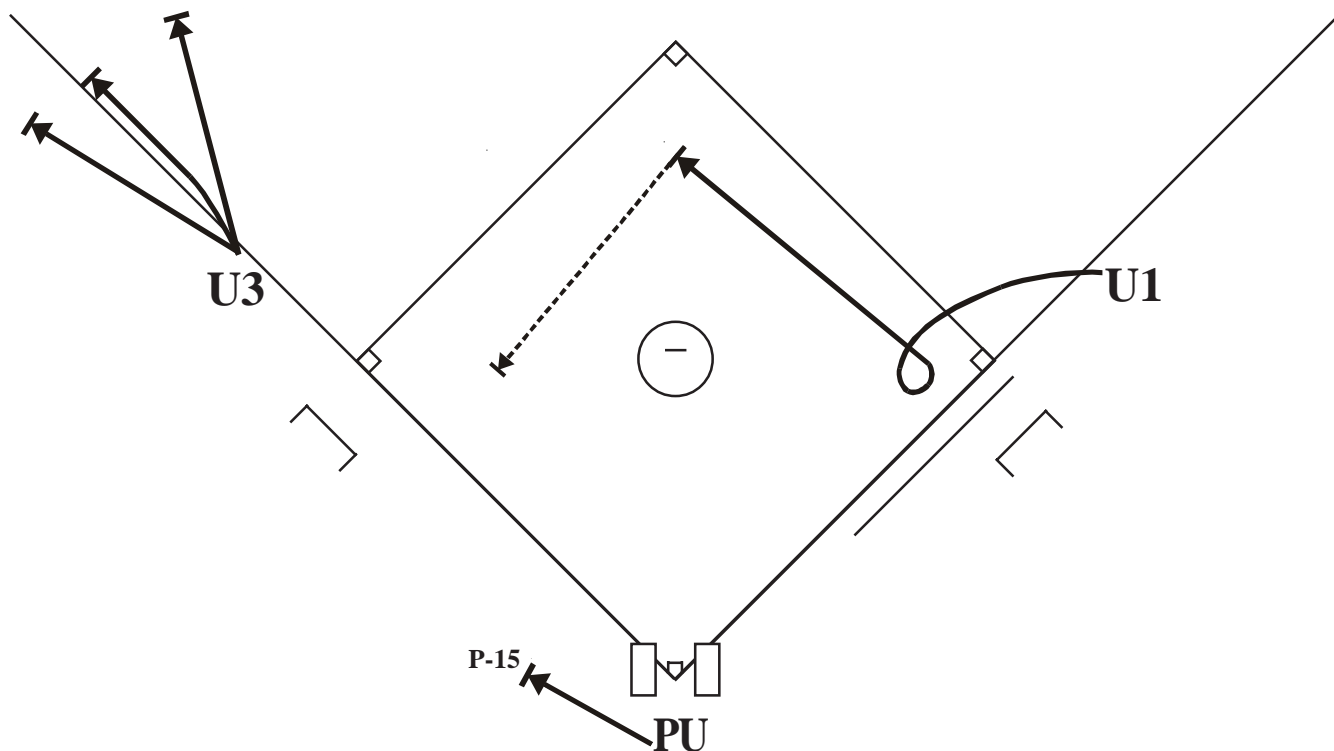
...heads inside the basepath between 1<sup>st</sup> and 2<sup>nd</sup> and makes his **pivot** watching for the batter-runner's touch of 1<sup>st</sup> base. He is responsible for all calls on the batter-runner at all bases.

## **U3...**

...lets his partners know his intention by verbalizing, "**I'm going out**". He then heads out to left field to make the **catch / no catch** call, preferably running **parallel** to the ball for the best angle and taking the **standing set** position to make the call. If the ball is near the foul line, he must stop, take the **standing set** position, **straddle** the line, make the **fair / foul** call first then signal and verbalize the **catch / no catch** call. When U3 goes out in this situation, he stays out until the play is complete.

## **NOTE:**

For foul fly balls on the 3<sup>rd</sup> base side, PU will follow the catcher to the ball as U3 follows the 3<sup>rd</sup> baseman to the ball. When determining which umpire will make the **catch / no catch** decision, a good rule of thumb to use is whichever umpire is facing the catch. However, be ready to assist your partner if his view is blocked.



# Situation 3M--6

**SITUATION:** No Runners on Base

**PLAY:** Fly Ball Hit to the Right of Center Fielder

## **Plate Umpire...**

...exits left and moves up the 1<sup>st</sup> baseline following the batter-runner, preparing to make any call on him from the **cut-out** at 1<sup>st</sup> base. He is responsible for the batter-runner's touch of 1<sup>st</sup> base. Once the batter-runner reaches 2<sup>nd</sup> base, the plate umpire heads towards home plate via foul territory and prepares himself for a potential play at the plate.

## **U1...**

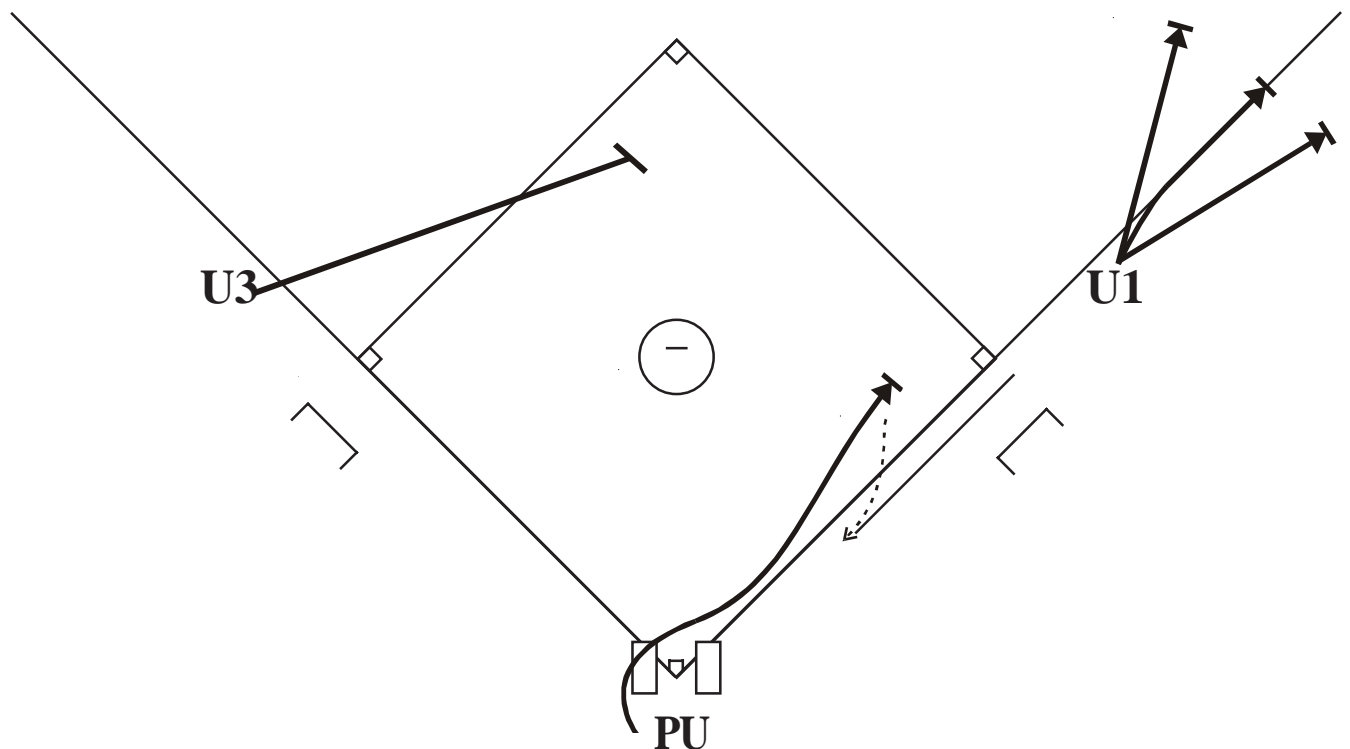
...lets his partners know his intention by verbalizing, "**I'm going out**". He then heads out to right field to make the **catch / no catch** call, preferably running **parallel** to the ball for the best angle and taking the **standing set** position to make the call. If the ball is near the foul line, he must stop, take the **standing set** position, **straddle** the line, make the **fair / foul** call **first** then signal and verbalize the **catch / no catch** call. When U1 goes out in this situation, he stays out until the play is complete.

## **U3...**

...heads towards the **cut-out** at 2<sup>nd</sup> base to take the play on the batter-runner. He is responsible for all calls at 2<sup>nd</sup> and 3<sup>rd</sup> base.

## **NOTE:**

For foul fly balls on the 1<sup>st</sup> base side, PU will follow the catcher to the ball as U1 follows the 1<sup>st</sup> baseman to the ball. When determining which umpire will make the **catch / no catch** decision, a good rule of thumb to use is whichever umpire is facing the catch. However, be ready to assist your partner if his view is blocked.



**UMPIRE POSITIONING MANUAL**  
**THREE UMPIRE FUNDAMENTALS**  
**RUNNER ON FIRST BASE**

# Situation 3M--7

**SITUATION:** Runner on 1<sup>st</sup> Base

**PLAY:** Basic Positions

## Plate Umpire...

...stands directly behind the catcher until the batter hits the ball. The **slot** as well as the **box** and the **scissors** stance are acceptable for calling balls and strikes.

## U1...

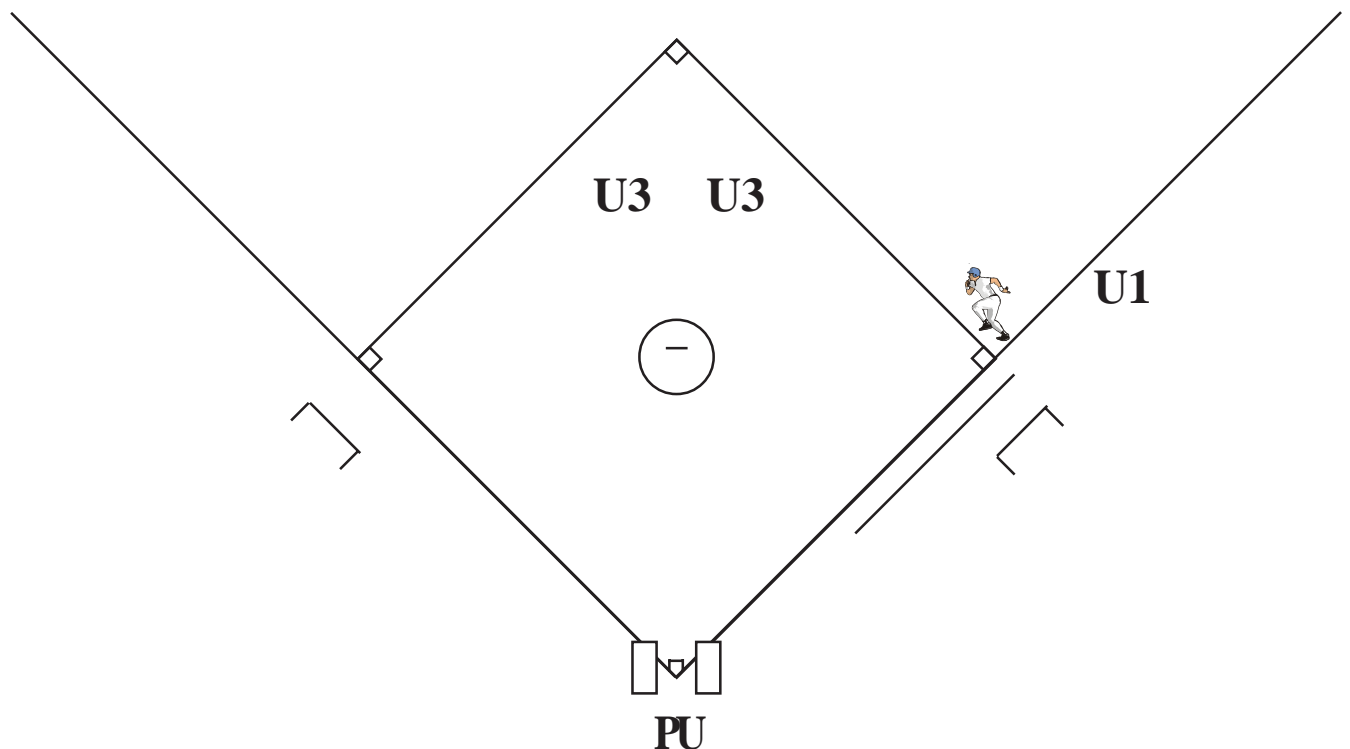
...sets up 12 to 15 feet behind the 1<sup>st</sup> baseman and completely in foul territory with the pitcher in his line of sight. He shall assume the **set position**, with his chest squared-up to the plate, before every pitch. He shall develop a rhythm so that he is locked-in to his **set position** in sync with the pitcher *touching the rubber*.

## U3...

...stands between 2<sup>nd</sup> and 3<sup>rd</sup> base, using a line from the plate past the 3<sup>rd</sup> base edge of the mound and midway between the back of the mound and the 2<sup>nd</sup> base **cut-out** as his guide. A common fundamental positioning error is setting up too close to the pitcher. He shall assume the **set position** as soon as the pitcher is *touching the rubber*.

## NOTE:

It is perfectly acceptable for U3 to set up in a similar manner on the 1<sup>st</sup> base side of the mound if he feels more comfortable. There is no rule of thumb here; it is a matter of personal preference.



# Situation 3M--8

**SITUATION:** Runner on 1<sup>st</sup> Base

**PLAY:** Ground Ball or Bunt to the Infield

## Plate Umpire...

...exits left and heads to 3<sup>rd</sup> base in foul territory. He is responsible for all calls at 3<sup>rd</sup> base as well as his end of a run-down.

### NOTE:

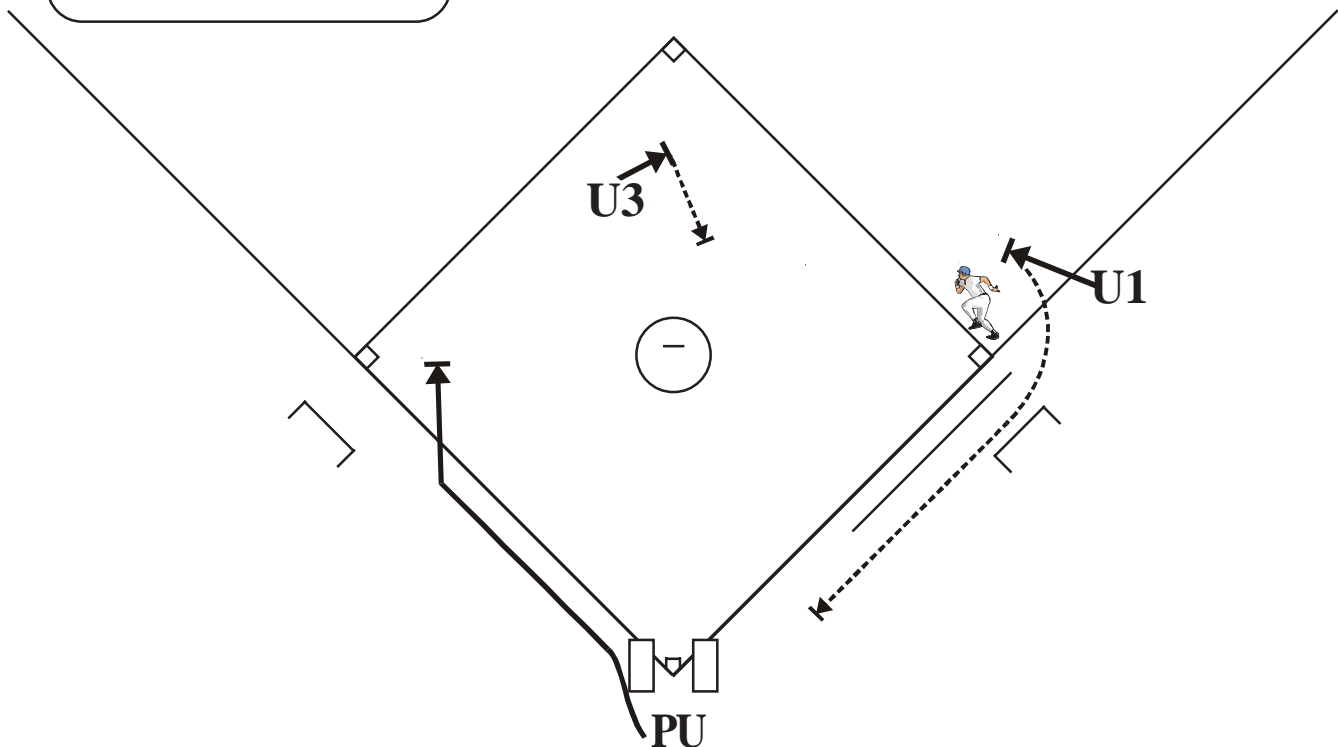
On batted balls near the 3<sup>rd</sup> baseline, PU is responsible for all **fair / foul** decisions and, on batted balls near the 1<sup>st</sup> baseline, PU is responsible for **fair / foul** decisions up to but not including 1<sup>st</sup> base. PU will stop in a position straddling the foul line before making the call. On balls hit in front of the plate, he may need to take a position on the **1<sup>st</sup> or 3<sup>rd</sup> baseline extended**. If PU is not able to cover 3<sup>rd</sup> because of his **fair / foul** decision responsibilities, U3 will be responsible for all calls at 3<sup>rd</sup> base and U1 would then cover the batter-runner at 2<sup>nd</sup> base. Visual and verbal communication between umpires is critical in this situation.

## U1...

...will **pause, read the play**, and then **react** on any ground ball to the infield. His reaction will be to get a 90 degree angle to the throw and settle in approximately 15 feet from 1<sup>st</sup> base. Before coming to the **set position**, he must make sure there will be a true throw. U1 should let the ball turn him into the play at 1<sup>st</sup> base. Be ready to take a **read step** (a step to obtain the optimum angle) on the swipe tag or pulled foot. U1 is also responsible for the batter-runner touching 1<sup>st</sup> base and his end of a run-down. However, if R1 commits to 3<sup>rd</sup> base by reaching the halfway mark between 2<sup>nd</sup> and 3<sup>rd</sup> base, U1 will head in foul territory to **set** for a call at home plate. He will notify his partners by verbalizing **"I've got the plate"**.

## U3...

...**pivots** with the ball. If there is a play at 2<sup>nd</sup> base, he will take a few steps towards the bag, **set** and make the call. His responsibilities are 2<sup>nd</sup> base, his end of a run-down, and the batter-runner as soon as R1 commits to 3<sup>rd</sup> base by reaching the halfway mark between 2<sup>nd</sup> and 3<sup>rd</sup> base.





# Situation 3M--9

**SITUATION:** Runner on 1<sup>st</sup> Base

**PLAY:** Base Hit or Extra Base Hit to the Outfield

## Plate Umpire...

...exits left and heads to 3<sup>rd</sup> base in foul territory. He is responsible for all calls at 3<sup>rd</sup> base as well as his end of a run-down.

### NOTE:

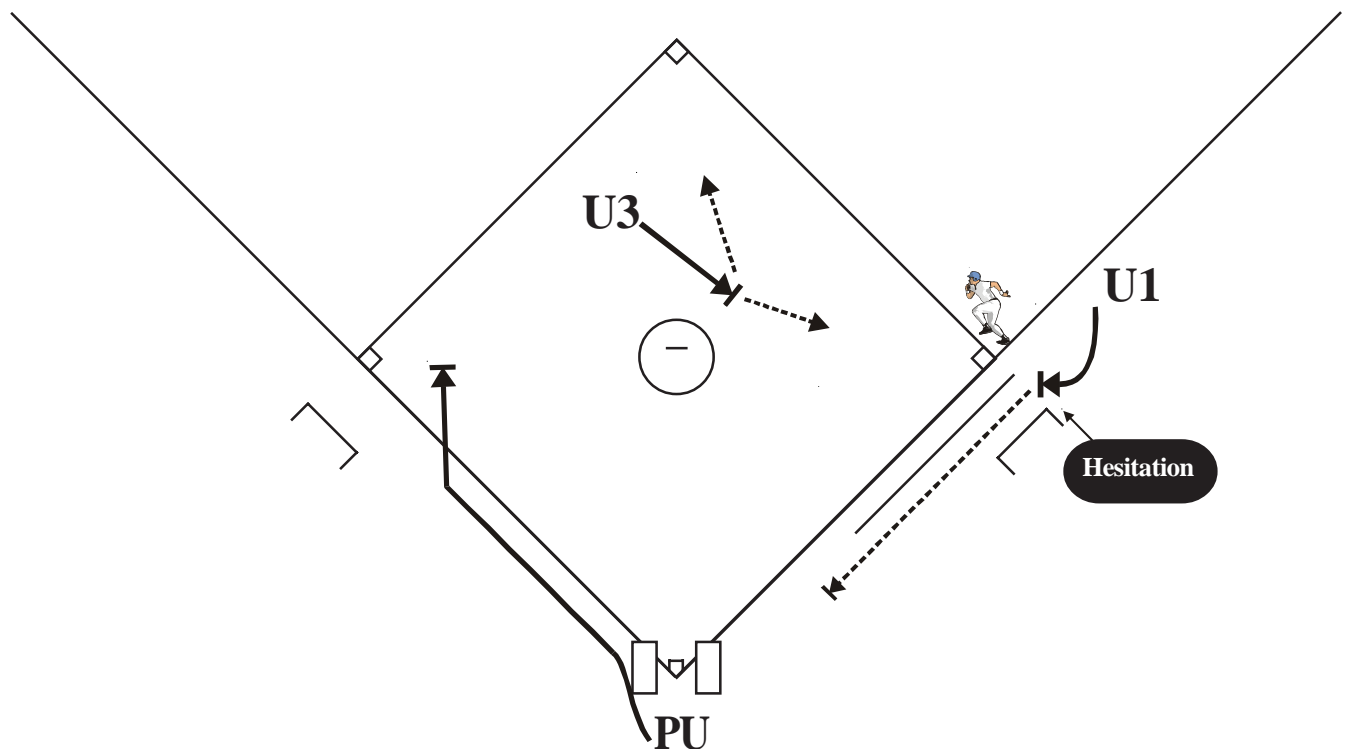
On batted balls near the 3<sup>rd</sup> baseline, PU is responsible for all **fair / foul** decisions.

## U1...

...has primary responsibility for **fair / foul** before moving down the 1<sup>st</sup> baseline to pick up the batter-runner's touch of 1<sup>st</sup> base. Here he will pause, and once R1 commits to 3<sup>rd</sup> base by reaching the halfway mark between 2<sup>nd</sup> and 3<sup>rd</sup> base, U1 will head in foul territory to **set** for a call at home plate. He will notify his partners of his position by verbalizing "**I've got the plate**".

## U3...

...moves into the **working area**, halfway between 1<sup>st</sup> and 2<sup>nd</sup> base, pivoting with the ball. His responsibilities are 2<sup>nd</sup> base, his end of a run-down and the batter-runner after R1 commits to 3<sup>rd</sup> base by reaching the halfway mark between 2<sup>nd</sup> and 3<sup>rd</sup> base.



# Situation 3M--10

**SITUATION:** Runner on 1<sup>st</sup> Base  
**PLAY:** Responsibilities on a Fly Ball

## Plate Umpire...

...is responsible for all fly balls hit from the left fielder to the left field foul line and into foul territory. These responsibilities include **fair / foul**, **catch / no catch** on the 3<sup>rd</sup> baseline and **fair / foul** up to 1<sup>st</sup> base. He is also responsible for all fly balls and line drives taking the 3<sup>rd</sup> baseman toward the 3<sup>rd</sup> baseline.

## U1...

...is responsible for all fly balls hit from the right fielder to the right field foul line and into foul territory. These responsibilities include **fair / foul** and **catch / no catch** on the 1<sup>st</sup> baseline past 1<sup>st</sup> base. On fly balls and line drives hit to the infield, he is responsible for the **catch / no catch** call on all balls taking the 1<sup>st</sup> baseman toward the 1<sup>st</sup> baseline.

## U3...

...is responsible for all fly balls between the left and right fielders, and any potential play at 2<sup>nd</sup> base. Keep in mind that the umpire in the infield will not go beyond the base-lines to make his call. On fly balls and line drives hit to the infield, he will be responsible for **catch / no catch** on balls hit directly at the 1<sup>st</sup> and 3<sup>rd</sup> baseman, and everything between them.

### Reminder:

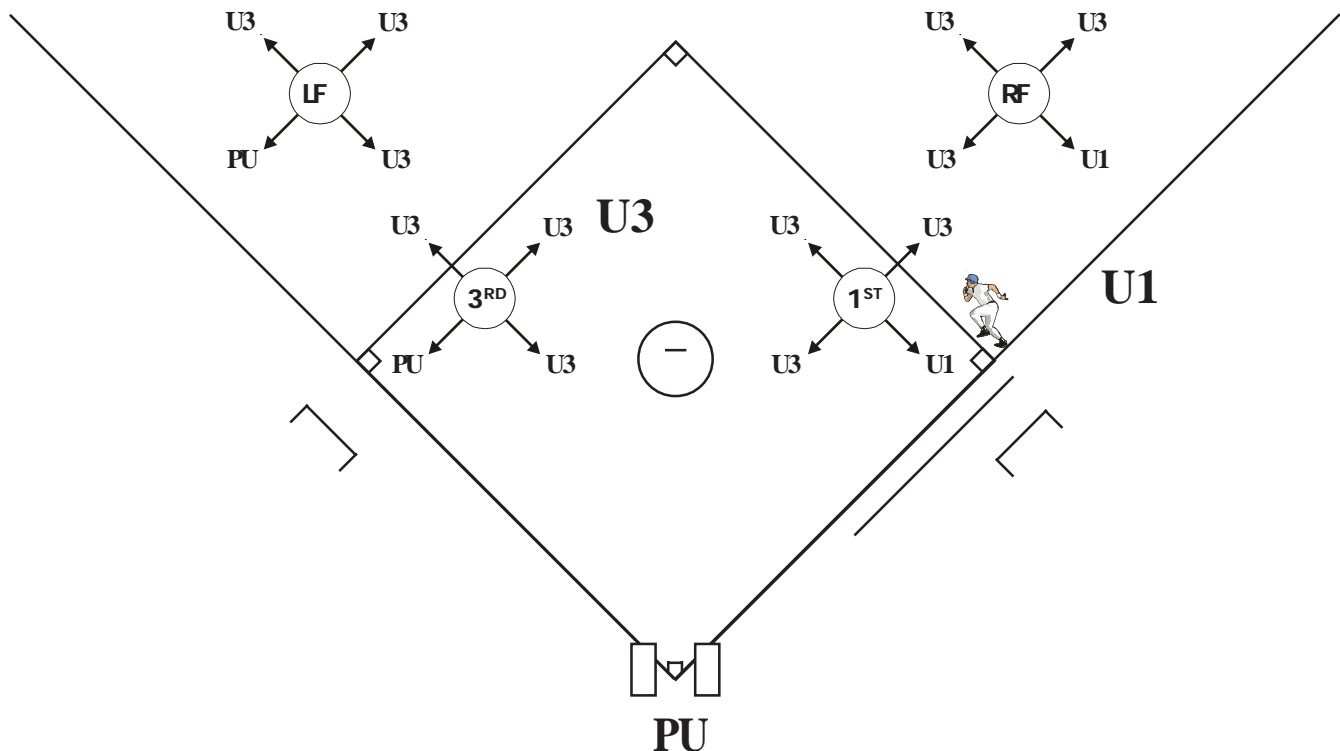
Don't forget that the pre-game conference will include a reminder that the verbalization **"I've got the ball"** will eliminate any problem in a grey area coverage situation. There may be some minor differences in handling this situation, and these will not be a problem if the coverage is made clear at the pre-game conference.

### NOTE:

It is acceptable for U1 to go out to make the **catch / no catch** call on any trouble fly balls to the right of the center fielder. Communication is critical in this situation to ensure proper coverage.

### NOTE:

If an infielder turns his back to the plate to field a pop-up, the umpire in the infield is now responsible for the **catch / no catch** call.



# Situation 3M--11

**SITUATION:** Runner on 1<sup>st</sup> Base

**PLAY:** Fly Ball to the Outfield Directly at or Between the Left and Right Fielders

## **Plate Umpire...**

...exits left and heads to 3rd base in foul territory.

## **U1...**

...drops into the best position to line-up 1<sup>st</sup> base and the fielder catching the ball. He is responsible for R1's tag-up as well as the batter-runner's touch of 1<sup>st</sup> base.

## **U3...**

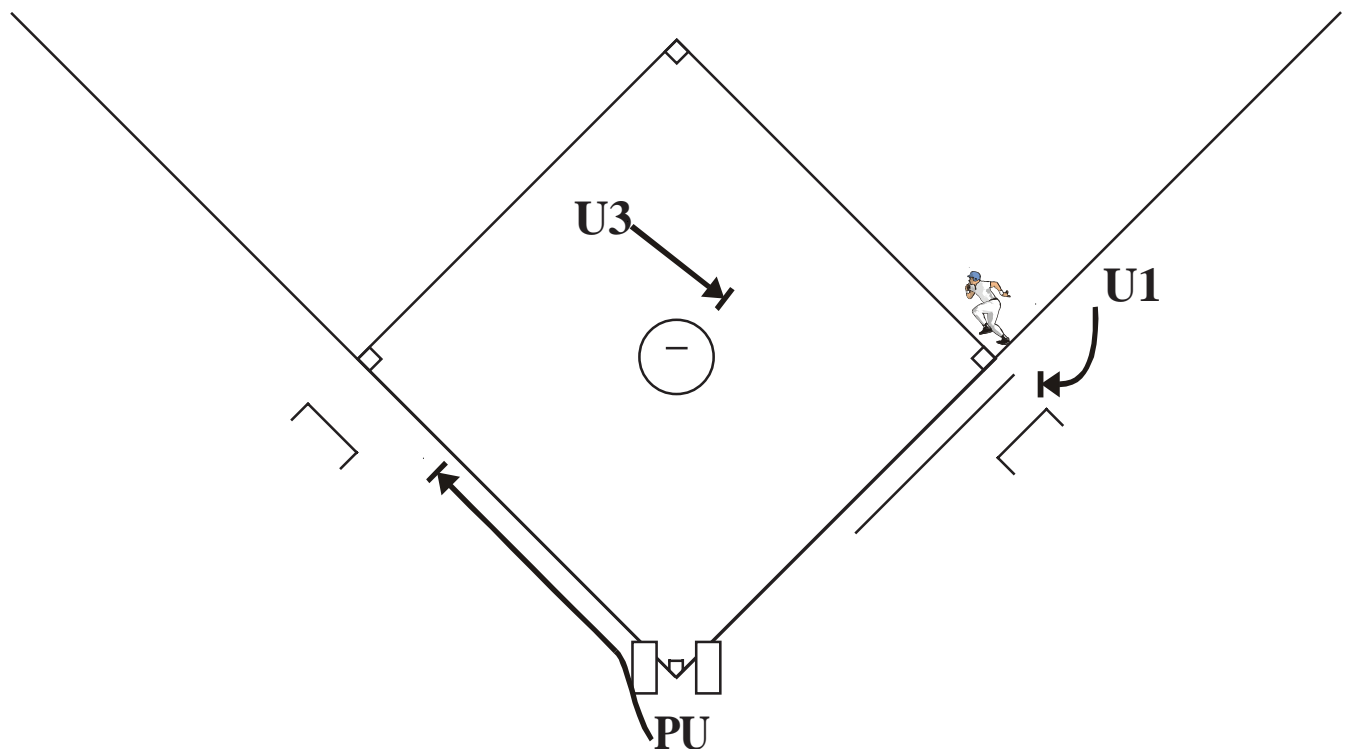
...moves into the **working area**, pivoting with his chest towards the ball. He is responsible for all **catch / no catch** calls and any calls at 2<sup>nd</sup> base. In the event of a tough **catch / no catch** call in the outfield, he will move toward the fielder, setting up for the best angle at the edge of the infield grass. He will not go beyond the baseline.

## **NOTE:**

If the ball is not caught, revert to the rotation described in Situation 3M--9.

## **NOTE:**

It is acceptable for U1 to go out to make the **catch / no catch** call on any trouble fly balls to the right of the center fielder. Communication is critical in this situation to ensure proper coverage.



# Situation 3M--12

**SITUATION:** Runner on 1<sup>st</sup> Base  
**PLAY:** Fly Ball to the Left of Left Fielder

## Plate Umpire...

...exits left towards the 3<sup>rd</sup> base side of the mound. He is responsible for the **catch / no catch** call. If the ball is near the foul line, he will straddle the line, make the **fair / foul** call first then the **catch / no catch** call. If the ball is in fair territory and is not caught, he must signal and voice “**no catch**”.

## U1...

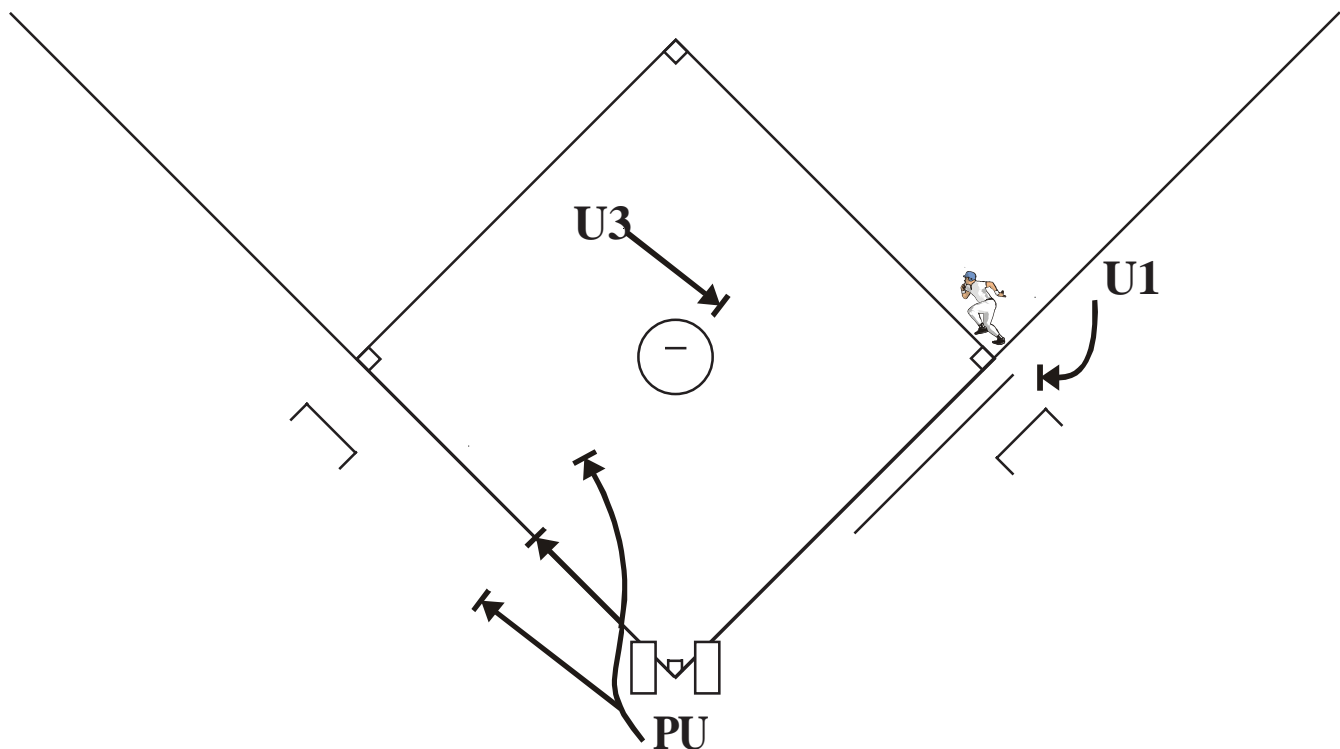
...drops into the best position to line-up 1<sup>st</sup> base and the fielder catching the ball. He is responsible for R1's tag-up as well as the batter-runner's touch of 1<sup>st</sup> base.

## U3...

...moves in to the **working area** and prepares himself for a potential call at 2<sup>nd</sup> base.

## NOTE:

If the ball is not caught, revert to the rotation described in Situation 3M--9.



# Situation 3M--13

**SITUATION:** Runner on 1<sup>st</sup> Base

**PLAY:** Fly Ball to the Right of Right Fielder

## Plate Umpire...

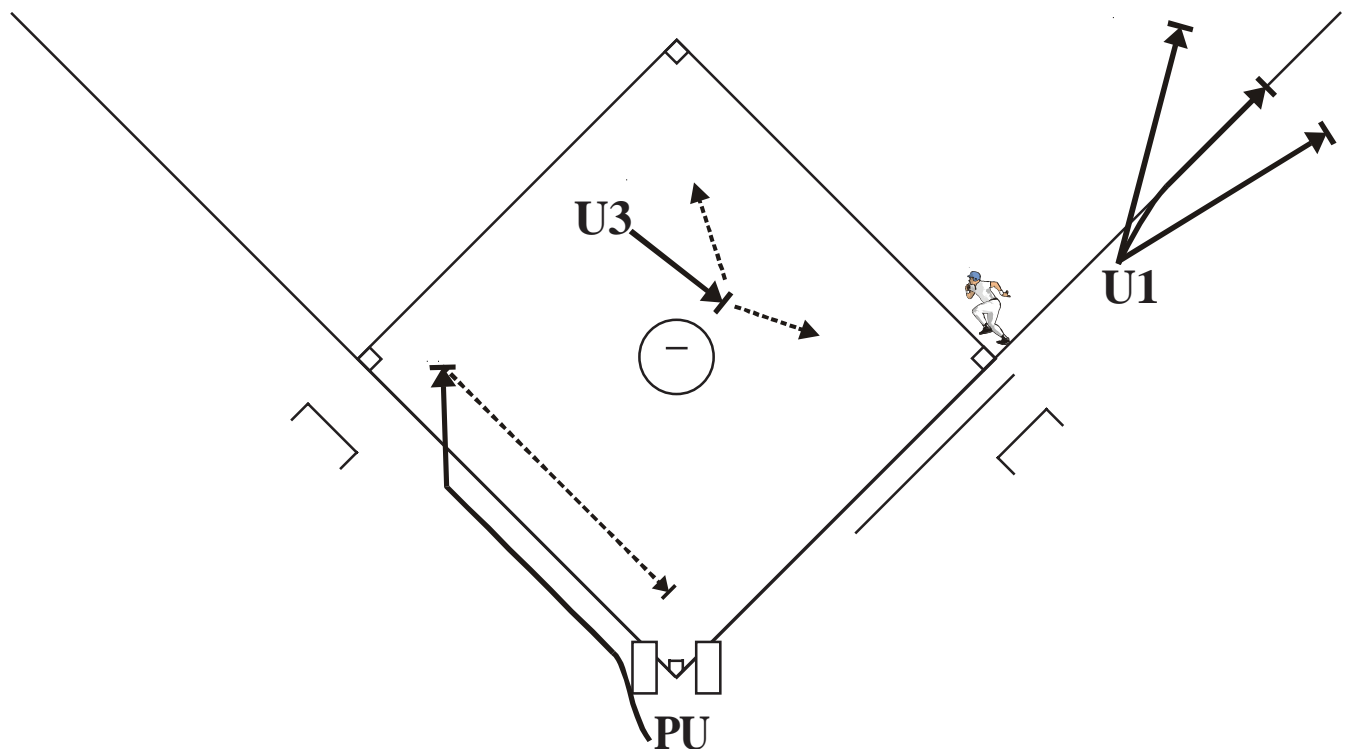
...exits left and heads to 3<sup>rd</sup> base in foul territory. He takes the call at 3<sup>rd</sup> base from the **cut-out** on the runner coming from 1<sup>st</sup> (R1). He is also responsible for all calls at home plate.

## U1...

...lets his partners know his intention by verbalizing, **"I'm going out"**. He then heads out to right field to make the **catch / no catch** call, preferably running **parallel** to the ball for the best angle and taking the **standing set** position to make the call. If the ball is near the foul line, he must stop, take the **standing set** position, straddle the line, make the **fair / foul** call first, then signal and verbalize **"catch / no catch"**. When U1 goes out in this situation, he stays out until the play is complete.

## U3...

...moves into the **working area** halfway between 1<sup>st</sup> and 2<sup>nd</sup> base, pivoting with his chest towards the ball. He is responsible for R1's tag-up at 1<sup>st</sup> base, the batter-runner's touch of 1<sup>st</sup> base and all calls at both 1<sup>st</sup> and 2<sup>nd</sup> bases. He will also take any call on the batter-runner at 3<sup>rd</sup> base.



# Situation 3M--14

**SITUATION:** Runner on 1<sup>st</sup> Base

**PLAY:** Steal of 2<sup>nd</sup> Base

## **Plate Umpire...**

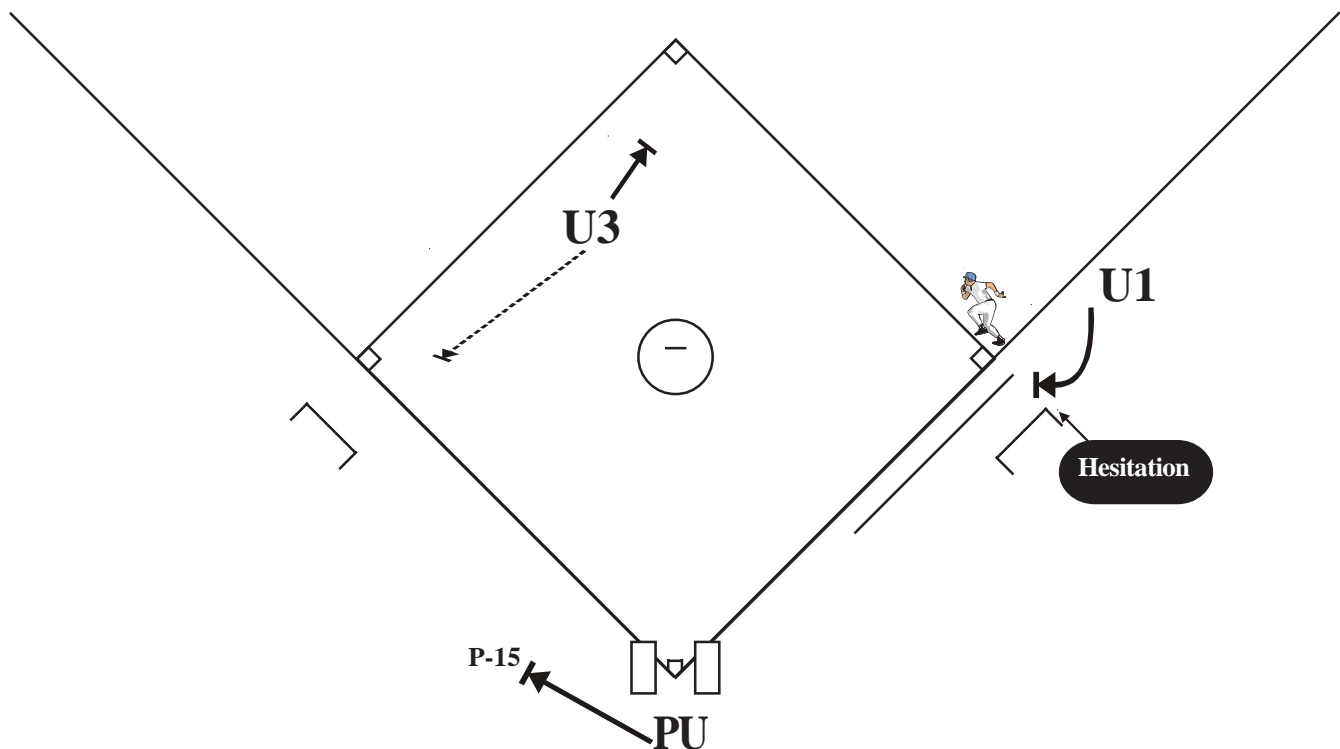
...will watch for **possible batter interference**. He will not forget to call the pitch when the runner steals, nor get in the catcher's way. He shall remember to stay with his rhythm, step back and relax after calling the pitch, then move to **P-15**.

## **U1...**

...is solely responsible for his end of a run-down.

## **U3...**

...should make sure that the runner is going by **shoulder-checking** over his left shoulder. If the runner goes, he will **drop step** and move in a direct line toward 2<sup>nd</sup> base. He will follow the throw with his eyes, and when the ball passes close to him, he will **pivot** in the direction of the ball. When it passes, he settles in and gets **set** for the call. He is also responsible for all calls at 3<sup>rd</sup> base and for his end of a run-down.



# Situation 3M--15

**SITUATION:** Runner on 1<sup>st</sup> Base

**PLAY:** Run-Down Between 1<sup>st</sup> and 2<sup>nd</sup> Base

## Plate Umpire...

...exits left and heads to **P-15**, preparing himself for a play at 3<sup>rd</sup> base.

### NOTE:

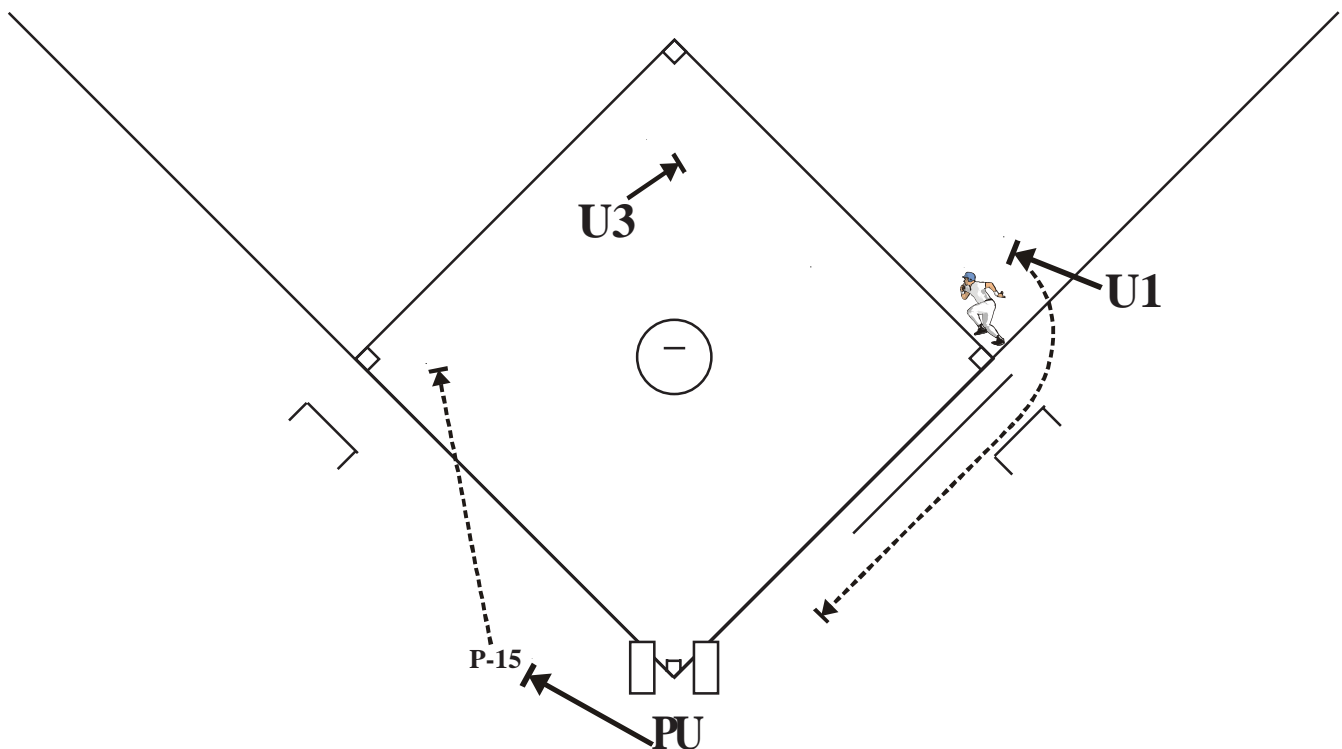
Many run-downs will begin as the result of an attempted pick-off play at 1<sup>st</sup> base. In this situation, U1 is responsible for the call on R1 at 1<sup>st</sup> base. U3 will focus on the pitcher for a possible balk and then be responsible for his end of a run-down. PU is responsible for all base awards on overthrows and possible batter interference on pick-off attempts from the catcher.

## U1...

...is responsible for his end of a run-down. Remember to stay on the outfield side of the runner. If the runner reaches the halfway mark between 2<sup>nd</sup> and 3<sup>rd</sup> base, U1 will head towards the plate. He will notify his partners by verbalizing **"I've got the plate"**.

## U3...

...is responsible for his end of a run-down. Remember to stay on the infield side of the runner.



# **UMPIRE POSITIONING MANUAL**

## **THREE UMPIRE FUNDAMENTALS**

### **RUNNERS ON FIRST & THIRD BASE**



# Situation 3M--16

**SITUATION:** Runners on 1<sup>st</sup> & 3<sup>rd</sup> Base

**PLAY:** Basic Positions

## **Plate Umpire...**

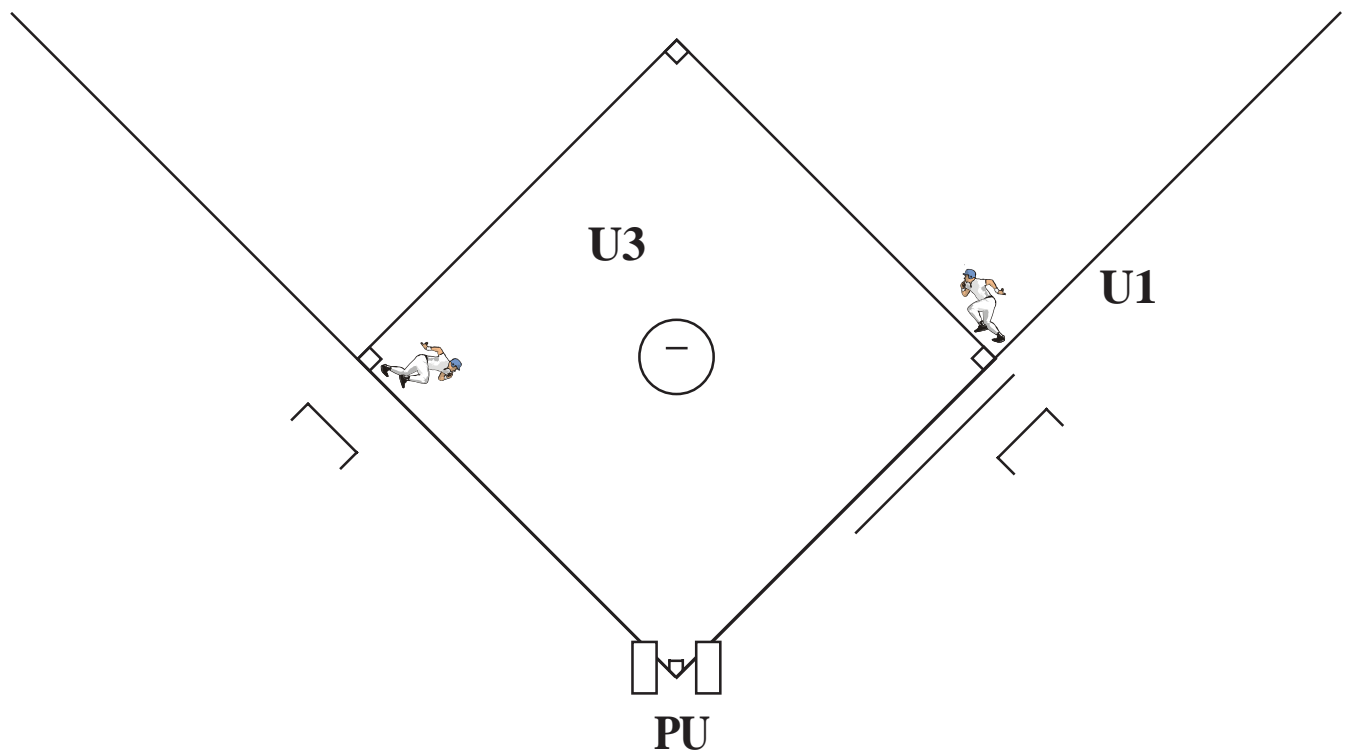
...stands directly behind the catcher until the batter hits the ball. The **slot** as well as the **box** and the **scissors** stance are acceptable for calling balls and strikes.

## **U1...**

...sets up 12 to 15 feet behind the 1<sup>st</sup> baseman and completely in foul territory with the pitcher in his line of sight. He shall assume the **set position**, with his chest squared-up to the plate, before every pitch. He shall develop a rhythm so that he is locked-in to his **set position** in sync with the pitcher *touching the rubber*.

## **U3...**

...stands between 2<sup>nd</sup> and 3<sup>rd</sup> base, using a line from the plate past the 3<sup>rd</sup> base edge of the mound and midway between the back of the mound and the 2<sup>nd</sup> base **cut-out** as his guide. He shall assume the **set position** as soon as the pitcher is *touching the rubber*.



# Situation 3M--17

**SITUATION:** Runners on 1<sup>st</sup> & 3<sup>rd</sup> Base

**PLAY:** Ground Ball or Bunt to the Infield

## Plate Umpire...

...exits left and heads to **P-15**.  
He is responsible for all calls at home plate and his end of a run-down.

### NOTE:

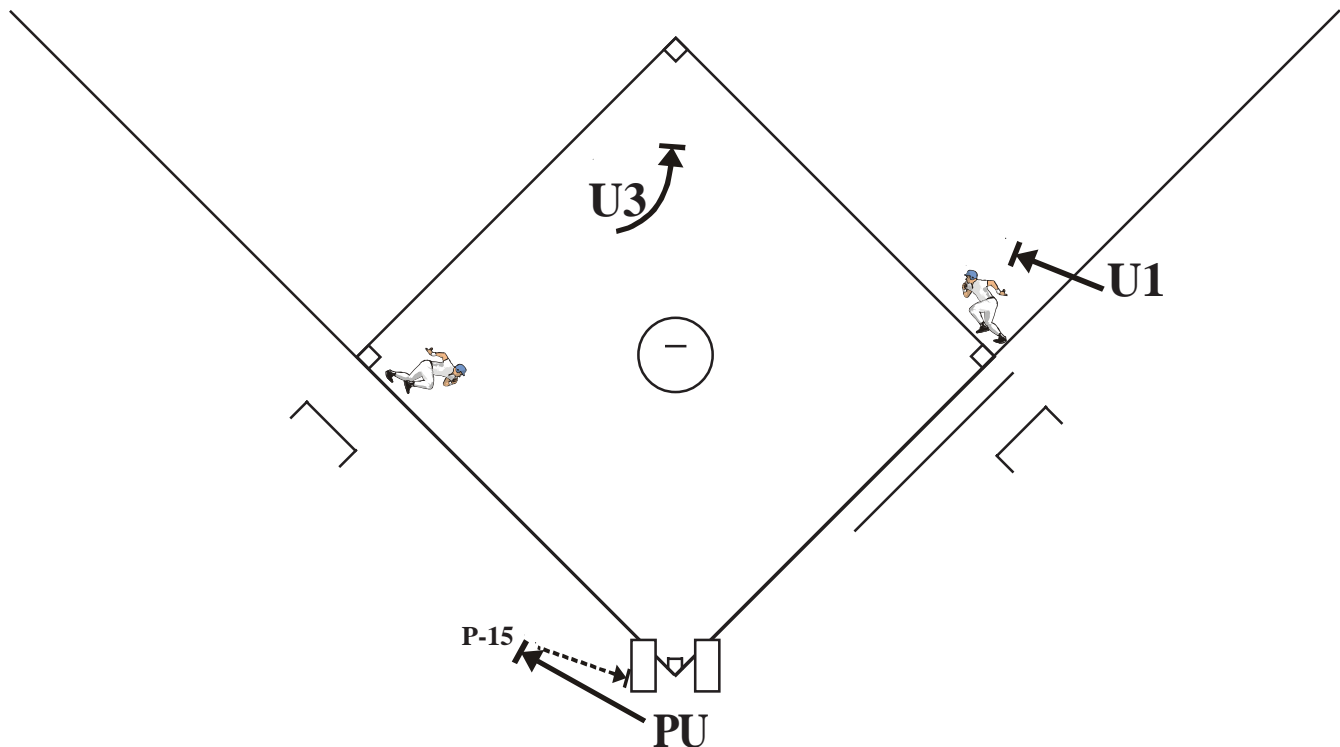
On batted balls near the 3<sup>rd</sup> baseline, PU is responsible for all **fair / foul** decisions and, on batted balls near the 1<sup>st</sup> baseline, PU is responsible for **fair / foul** decisions up to but not including 1<sup>st</sup> base. PU will stop in a position straddling the foul line before making the call. On balls hit in front of the plate, he may need to take a position on the **1<sup>st</sup> or 3<sup>rd</sup> baseline extended**.

## U1...

...will **pause, read the play**, and then **react** on any ground ball to the infield. His reaction will be to get a 90 degree angle to the throw and settle in approximately 15 feet from 1<sup>st</sup> base. Before coming to the **set position**, he must make sure there will be a true throw. U1 should let the ball turn him into the play at 1<sup>st</sup> base. Be ready to take a **read step** (a step to obtain the optimum angle) on a swipe tag or pulled foot. U1 is also responsible for the batter-runner touching 1<sup>st</sup> base and his end of a run-down.

## U3...

...pivots with the ball. If there is a play at 2<sup>nd</sup> base, he will take a few steps toward the bag, **set** and make the call. His responsibilities are for all calls at 2<sup>nd</sup> and 3<sup>rd</sup> base.



# Situation 3M--18

**SITUATION:** Runners on 1<sup>st</sup> & 3<sup>rd</sup> Base

**PLAY:** Base Hit or Extra Base Hit to the Outfield

## Plate Umpire...

...exits left and watches for R3's touch of home plate while heading to 3<sup>rd</sup> base in foul territory.

### NOTE:

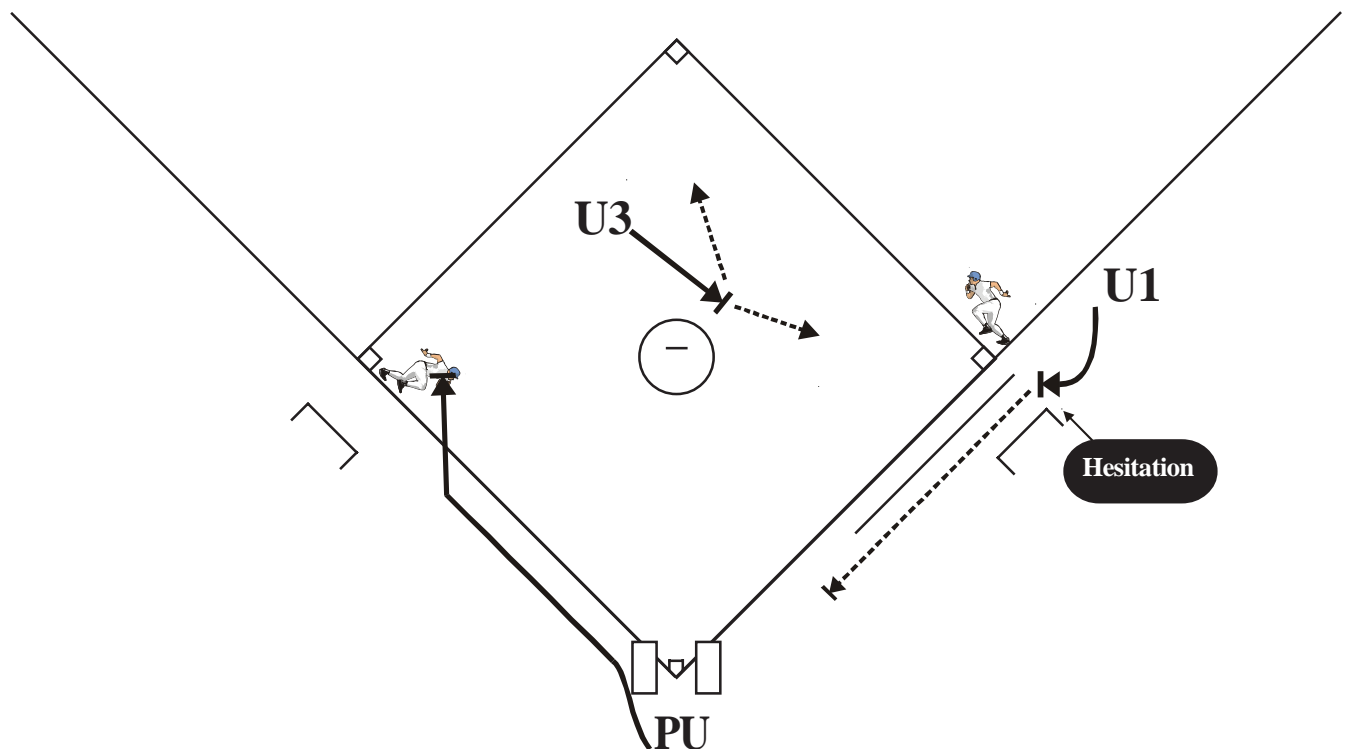
On batted balls near the 3<sup>rd</sup> baseline, PU is responsible for all **fair / foul** decisions.

## U1...

...has primary responsibility for **fair / foul** before moving down the 1<sup>st</sup> baseline to pick up the batter-runner's touch of 1<sup>st</sup> base. Here he will pause, and once R1 commits to 3<sup>rd</sup> base by reaching the halfway mark between 2<sup>nd</sup> and 3<sup>rd</sup> base, U1 will head in foul territory to **set** for a call at home plate. He will notify his partners of his position by verbalizing "**I've got the plate**".

## U3...

...moves into the **working area** halfway between 1<sup>st</sup> and 2<sup>nd</sup> base, pivoting with his chest toward the ball. His responsibilities are 2<sup>nd</sup> base, his end of a run-down, and the batter-runner after R1 commits to 3<sup>rd</sup> base by reaching the halfway mark between 2<sup>nd</sup> and 3<sup>rd</sup> base.



# Situation 3M--19

**SITUATION:** Runner on 1<sup>st</sup> & 3<sup>rd</sup> Base

**PLAY:** Responsibilities on a Fly Ball

## Plate Umpire...

...is responsible for all fly balls hit from the left fielder to the left field foul line and into foul territory. These responsibilities include **fair / foul**, **catch / no catch** on the 3<sup>rd</sup> baseline and **fair / foul** up to 1<sup>st</sup> base. He is also responsible for all fly balls and line drives which take the 3<sup>rd</sup> baseman toward the 3<sup>rd</sup> baseline.

## U1...

...is responsible for all fly balls hit from the right fielder to the right field foul line and into foul territory. These responsibilities include **fair / foul** and **catch / no catch** on the 1<sup>st</sup> baseline past 1<sup>st</sup> base. On fly balls and line drives hit to the infield, he will be responsible for **catch / no catch** on all balls which take the 1<sup>st</sup> baseman toward the 1<sup>st</sup> baseline.

## U3...

...is responsible for all fly balls between the left and right fielders and any potential play at 2<sup>nd</sup> base. Keep in mind that the umpire in the infield will not go beyond the baselines to make his call. On fly balls and line drives hit to the infield, he will be responsible for **catch / no catch** on balls hit directly at the 1<sup>st</sup> and 3<sup>rd</sup> baseman and everything between them.

### Reminder:

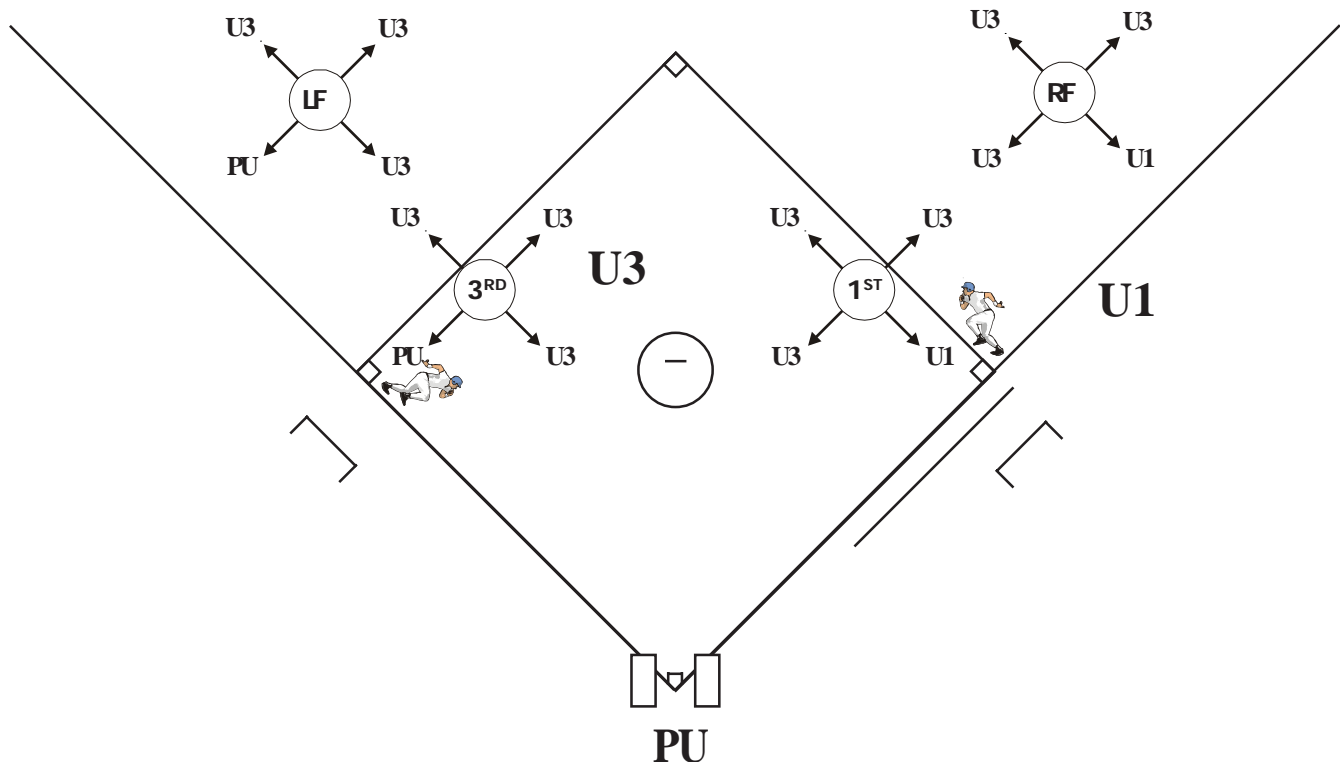
Don't forget that the pre-game conference will include a reminder that the verbalization "**I've got the ball**" will eliminate any problem in a grey area coverage situation. There may be some minor differences in handling this situation, and these will not be a problem if the coverage is made clear at the pre-game conference.

### NOTE:

It is acceptable for U1 to go out to make the **catch / no catch** call on any trouble fly balls to the right of the center fielder. Communication is critical in this situation to ensure proper coverage.

### NOTE:

If an infielder turns his back to the plate to field a pop-up, the umpire in the infield is now responsible for the **catch / no catch** call.



# Situation 3M--20

**SITUATION:** Runners on 1<sup>st</sup> & 3<sup>rd</sup> Base

**PLAY:** Fly Ball to the Outfield Directly at or Between the Left and Right Fielders

## Plate Umpire...

...exits left to get the best angle for R3's tag-up at 3<sup>rd</sup> base. He is responsible for the tag up of R3 and for all calls at home plate.

## U1...

...drops into the best position to line-up 1<sup>st</sup> base and the fielder catching the ball. He is responsible for R1's tag-up as well as the batter-runner's touch of 1<sup>st</sup> base.

## U3...

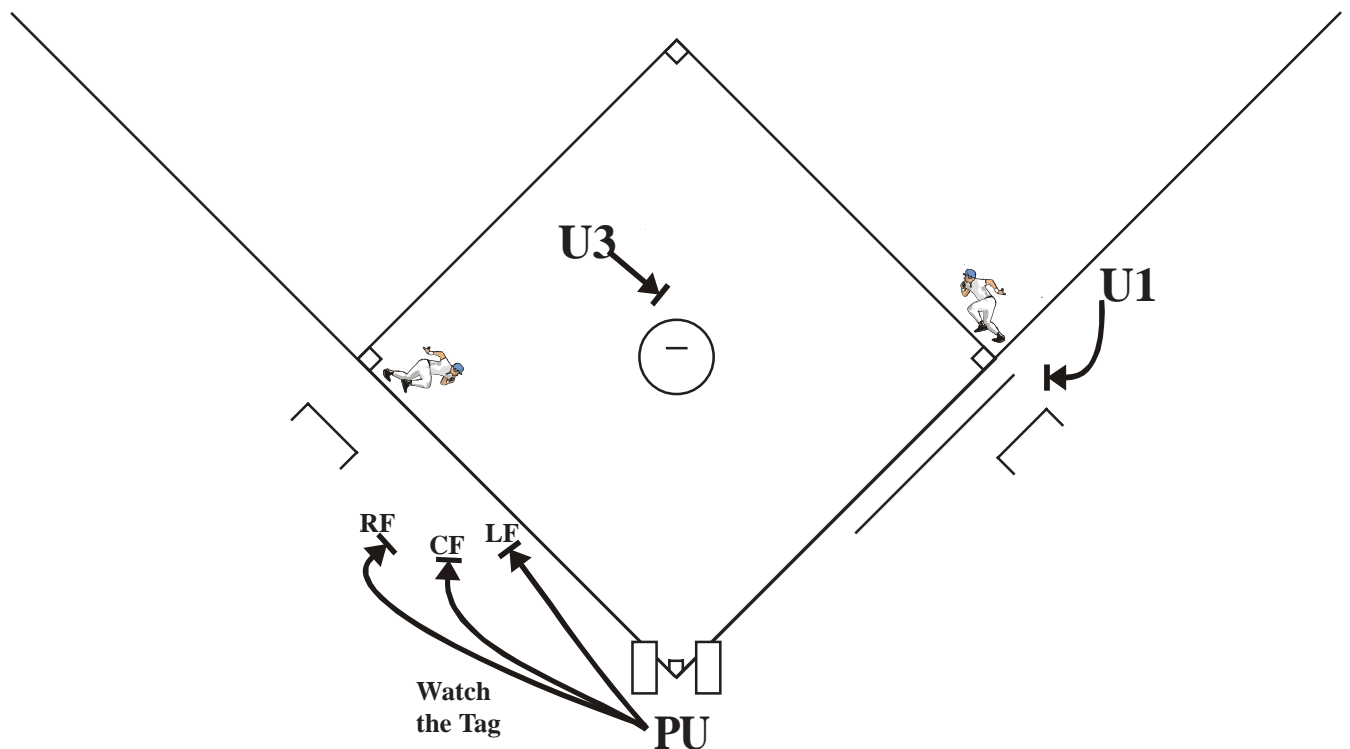
...moves into the **working area** pivoting with his chest towards the ball. He is responsible for the **catch / no catch** call and any calls at 2<sup>nd</sup> base. In the event of a tough **catch / no catch** call in the outfield, he will move toward the fielder, setting up for the best angle at the edge of the infield grass. He will not go beyond the baseline.

### NOTE:

With one out and a caught ball, this now becomes a **time play situation**. The plate umpire shall be ready to line-up the out on the bases with the runner scoring.

### NOTE:

If the ball is not caught, revert to the rotation as described in Situation 3M--18.



# Situation 3M--21

**SITUATION:** Runners on 1<sup>st</sup> & 3<sup>rd</sup> Base

**PLAY:** Fly Ball to the Left of the Left Fielder

## Plate Umpire...

...exits left and heads down the line towards 3<sup>rd</sup> base. He is responsible for the **catch / no catch** call. If the ball is near the foul line, he will straddle the line, make the **fair / foul** call first, then the **catch / no catch** call. He is responsible for the tag-up of R3, and all calls at home plate.

### NOTE:

With one out and a caught ball, this now becomes a **time play situation**. The plate umpire shall be ready to line up the out on the bases with the runner scoring.

## U1...

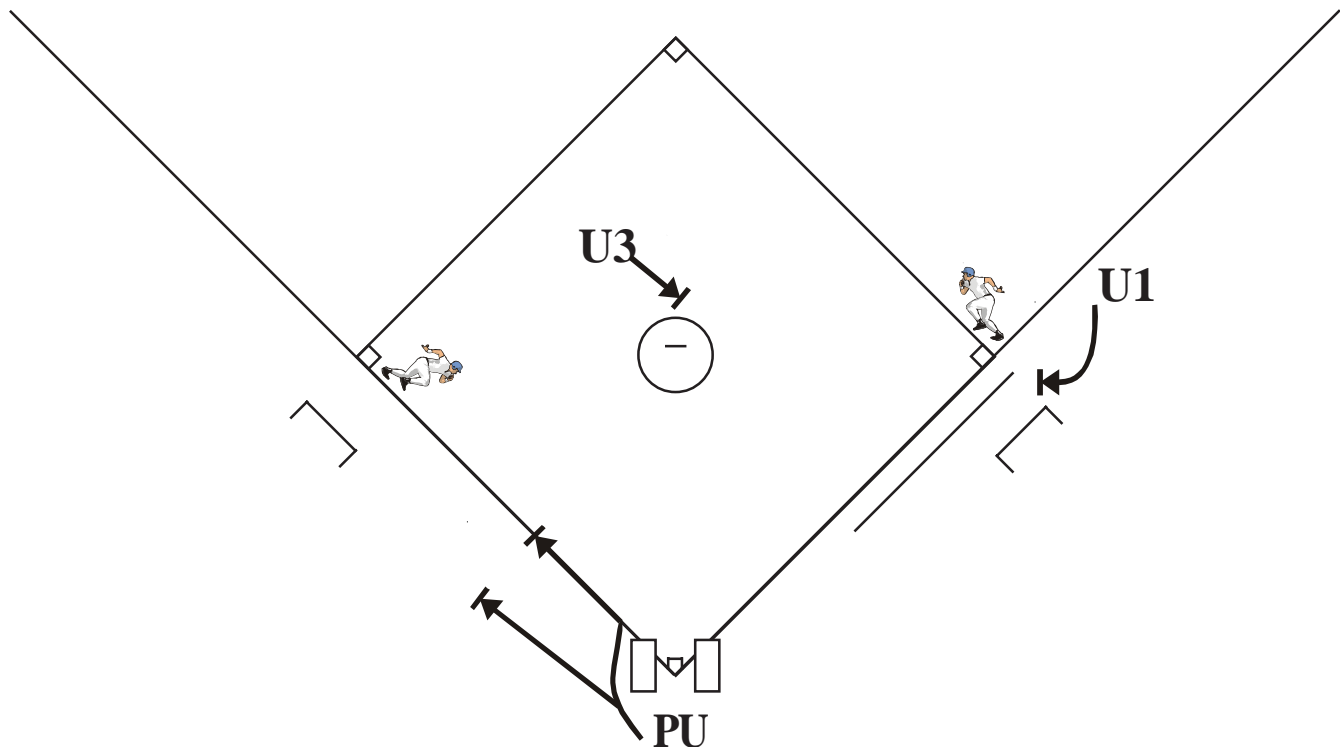
...drops into the best position to line-up 1<sup>st</sup> base and the fielder catching the ball. He is responsible for R1's tag-up as well as the batter-runner's touch of 1<sup>st</sup> base.

### NOTE:

If the ball is not caught, revert to the rotation as described in Situation 3M--18.

## U3...

...moves into the **working area** and prepares himself for a potential call at 2<sup>nd</sup> base.



# Situation 3M--22

**SITUATION:** Runners on 1<sup>st</sup> & 3<sup>rd</sup> Base

**PLAY:** Fly Ball to the Right of the Right Fielder

## Plate Umpire...

...exits left to get the best angle for R3's tag-up at 3<sup>rd</sup> base. If the ball is not caught, the plate umpire will watch for R3's touch of home plate while heading to 3<sup>rd</sup> base to make the call on R1. He is still responsible for all calls at home plate.

### NOTE:

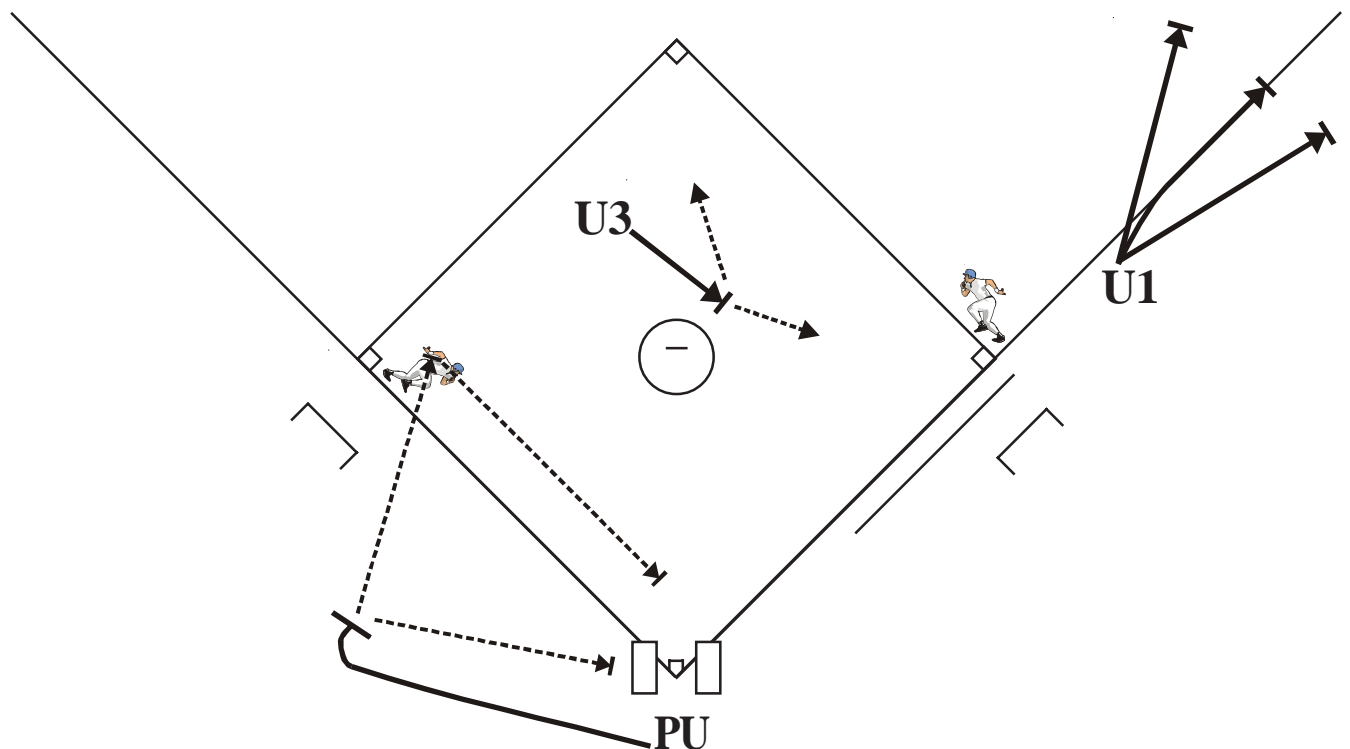
With one out and a caught ball, this now becomes a **time play situation**. The plate umpire shall be ready to line up the out on the bases with the runner scoring .

## U1...

...lets his partners know his intention by verbalizing, "**I'm going out**". He then heads out to right field to make the **catch / no catch** call, preferably running **parallel** to the ball for the best angle and taking the **standing set** position to make the call. If the ball is near the foul line, he must stop, take the **standing set** position, straddle the line, make the **fair / foul** call first, then signal and verbalize "**catch / no catch**". When U1 goes out in this situation, he stays out until the play is complete.

## U3...

...moves into the **working area** halfway between 1<sup>st</sup> and 2<sup>nd</sup> base, pivoting with his chest towards the ball. He is responsible for R1's tag-up at 1<sup>st</sup> base, the batter-runner's touch of 1<sup>st</sup> base and all calls at both 1<sup>st</sup> and 2<sup>nd</sup> base. He will also take any call on the batter-runner at 3<sup>rd</sup> base.



# Situation 3M--23

**SITUATION:** Runners on 1<sup>st</sup> & 3<sup>rd</sup> Base

**PLAY:** Steal of 2<sup>nd</sup> Base

## Plate Umpire...

...will watch for **possible batter interference**. He will not forget to call the pitch when the runner steals, nor get in the catcher's way. He shall remember to stay with his rhythm, step back and relax after calling the pitch, then move to **P-15**.

## U1...

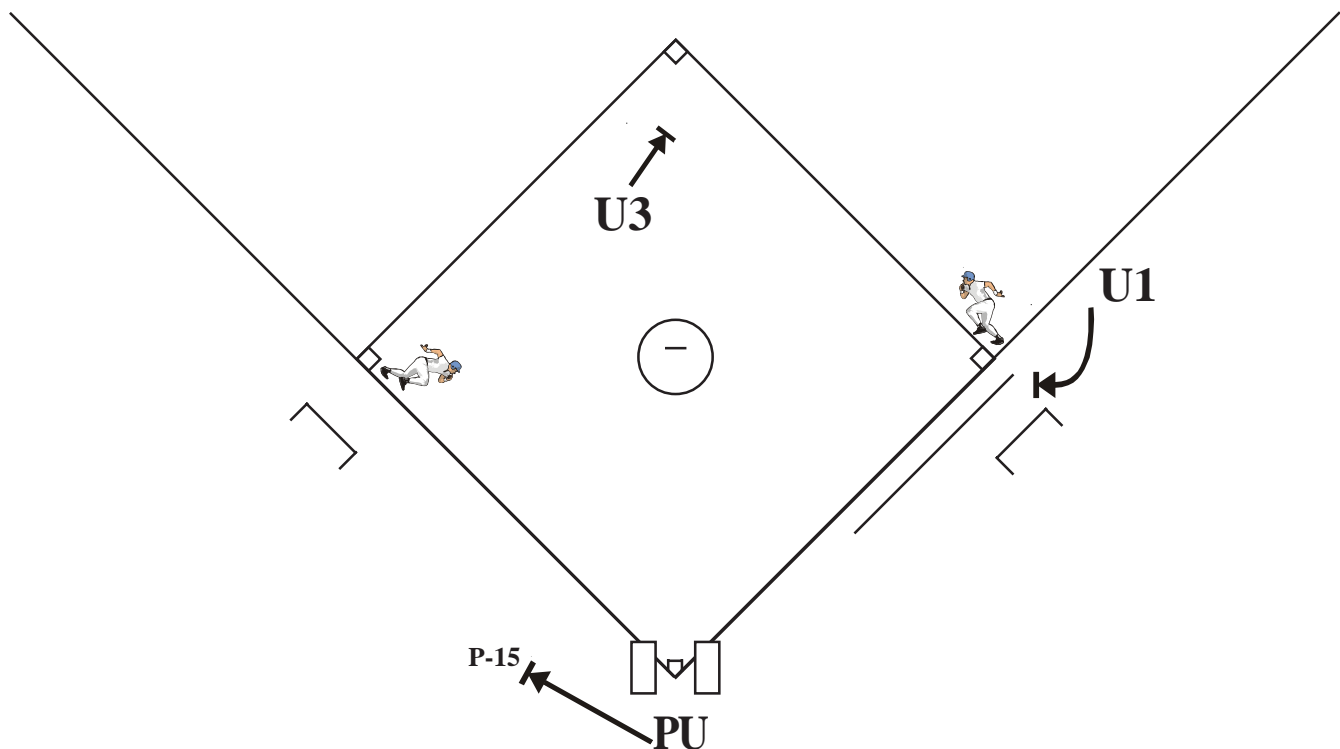
...is solely responsible for his end of a run-down.

## U3...

...should make sure the runner is going by **shoulder-checking** over his left shoulder. If the runner goes, he will **drop step** and move in a direct line toward 2<sup>nd</sup> base. He will follow the throw with his eyes, and when the ball passes close to him, he will **pivot** in the direction of the ball. When it passes, he settles in and gets **set** for the call. He is also responsible for all calls at 3<sup>rd</sup> base and his end of a run-down.

### NOTE:

As soon as R1 reaches 2<sup>nd</sup> base safely, U1 should move toward 2<sup>nd</sup> base, verbalizing to his partners, **"I've got second."** This will allow U3 to cover 3<sup>rd</sup> base more closely.





# Situation 3M--24

**SITUATION:** Runners on 1<sup>st</sup> & 3<sup>rd</sup> Base

**PLAY:** Run-Down Between 1<sup>st</sup> & 2<sup>nd</sup> Base

## **Plate Umpire...**

...exits left and heads to **P-15**, preparing himself for any calls at home plate.

## **U1...**

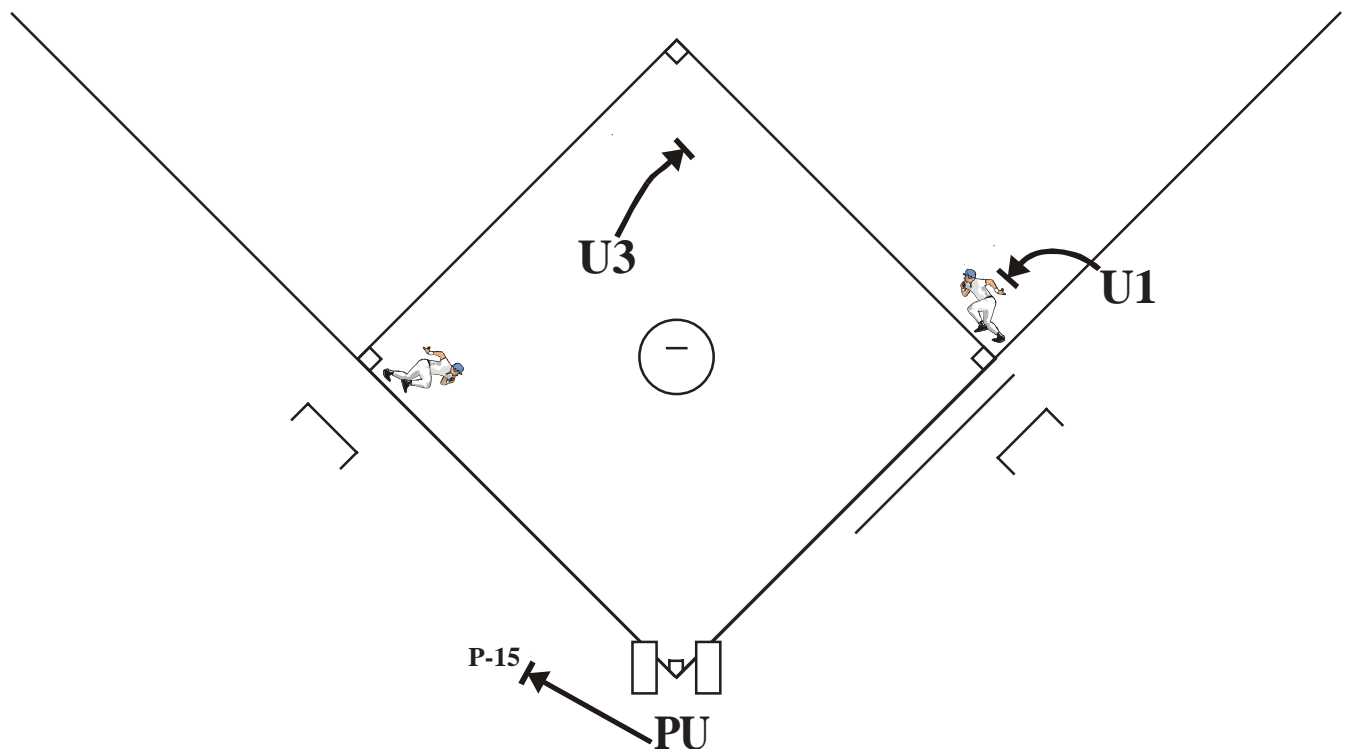
...is responsible for his end of the run-down. Remember to stay on the outfield side of the runner.

## **U3...**

...is responsible for his end of the run-down. Remember to stay on the infield side of the runner. He will take all calls at 2<sup>nd</sup> and 3<sup>rd</sup> base.

## **NOTE:**

Many run-downs will begin as the result of an attempted pick-off play at 1<sup>st</sup> base. In this situation, U1 is responsible for the call on R1 at 1<sup>st</sup> base. U3 will focus on the pitcher for a possible balk and then be responsible for his end of a run-down. PU is responsible for all base awards on overthrows and possible batter interference on pick-off attempts from the catcher.



# Situation 3M--25

**SITUATION:** Runners on 1<sup>st</sup> & 3<sup>rd</sup> Base

**PLAY:** Run-Down Between 3<sup>rd</sup> Base & Home Plate

## Plate Umpire...

...exits left and heads to **P-15**, preparing himself for any calls at home plate. He is responsible for his end of the run-down.

## U1...

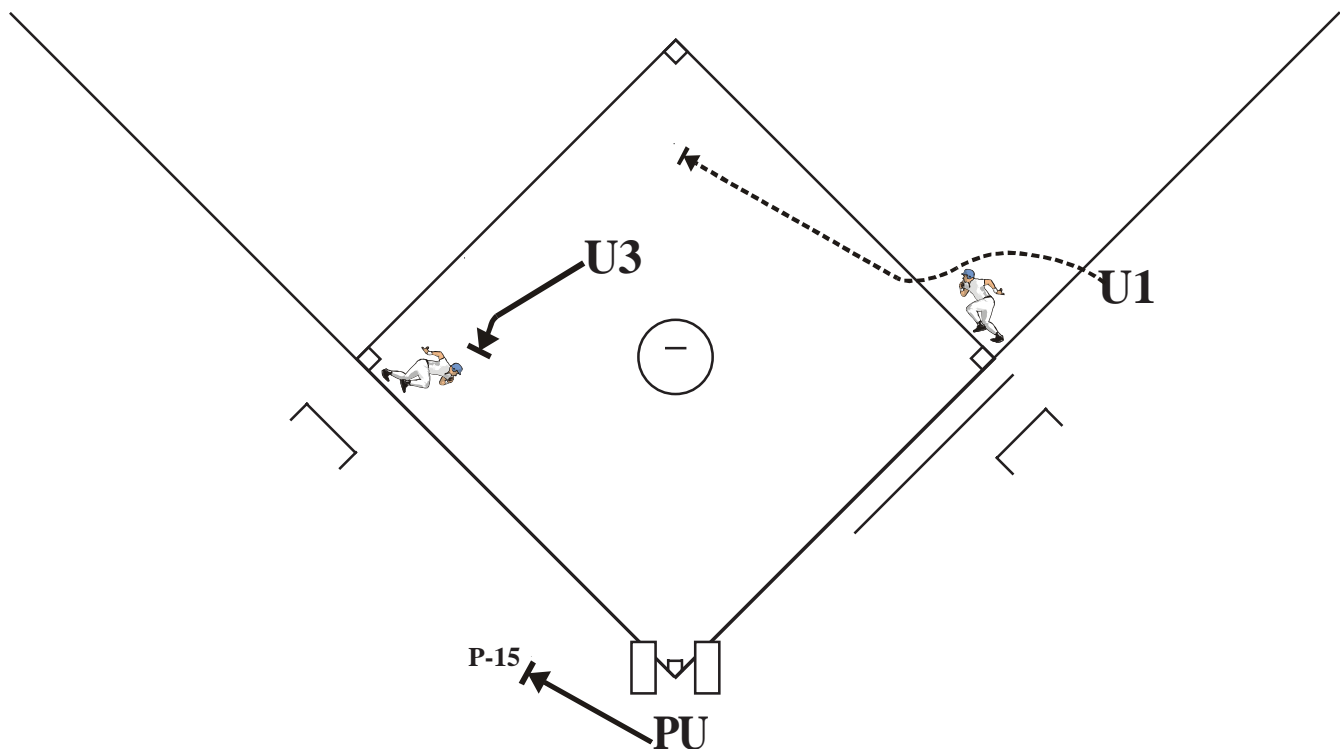
...is responsible for R1 at 2<sup>nd</sup> base only if the 1<sup>st</sup> play (pick-off) was made at 3<sup>rd</sup> base.

## U3...

...is responsible for his end of the run-down. Remember to stay on the infield side of the runner.

## NOTE:

Many run-downs will begin as the result of an attempted pick-off at 3<sup>rd</sup> base. In this situation, U3 is responsible for the call on R3 at 3<sup>rd</sup> base, while U1 will focus on the pitcher for a possible balk. PU is responsible for all base awards on overthrows, possible batter interference on pick-off attempts from the catcher and his end of a run-down.



**UMPIRE POSITIONING MANUAL**  
**THREE UMPIRE FUNDAMENTALS**  
**RUNNERS ON FIRST & SECOND BASE or BASES LOADED**

# Situation 3M--26

**SITUATION:** Runners on 1<sup>st</sup> & 2<sup>nd</sup> Base or Bases Loaded

**PLAY:** Basic Positions

## Plate Umpire...

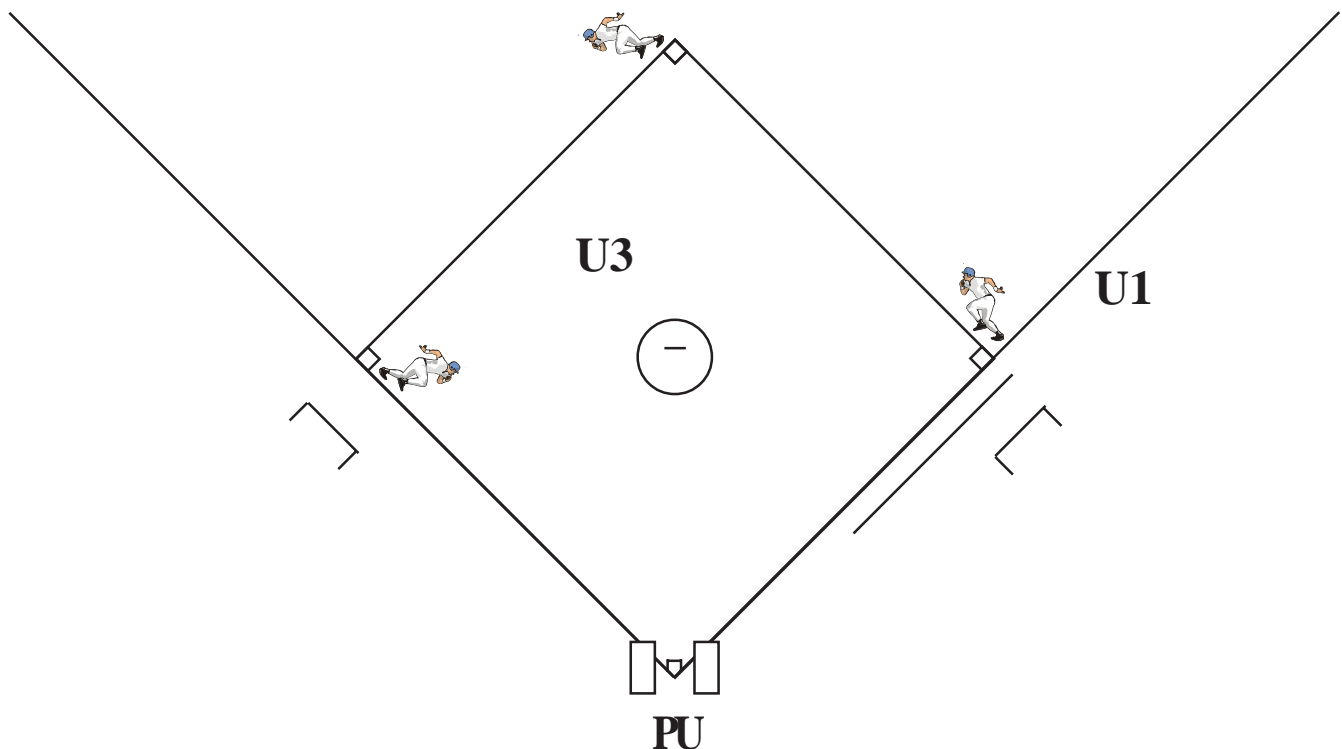
...stands directly behind the catcher until the batter hits the ball. The **slot** as well as the **box** and the **scissors** stance are acceptable for calling balls and strikes.

## U1...

...sets up 12 to 15 feet behind the 1<sup>st</sup> baseman and completely in foul territory with the pitcher in his line of sight. He shall assume the **set position**, with his chest squared-up to the plate, before every pitch. He shall develop a rhythm so that he is locked-in to his **set position** in sync with the pitcher *touching the rubber*.

## U3...

...stands between 2<sup>nd</sup> and 3<sup>rd</sup> base using a line from the plate past the 3<sup>rd</sup> base edge of the mound and midway between the back of the mound and the 2<sup>nd</sup> base **cut-out** as his guide. He shall assume the **set position** as soon as the pitcher is *touching the rubber*.



# Situation 3M--27

**SITUATION:** Runners on 1<sup>st</sup> & 2<sup>nd</sup> Base or Bases Loaded  
**PLAY:** Ground Ball or Bunt to the Infield

## Plate Umpire...

...exits left and stays home if there is a play at the plate. Otherwise he heads to **P-15** while watching R3 touch home plate.

### NOTE:

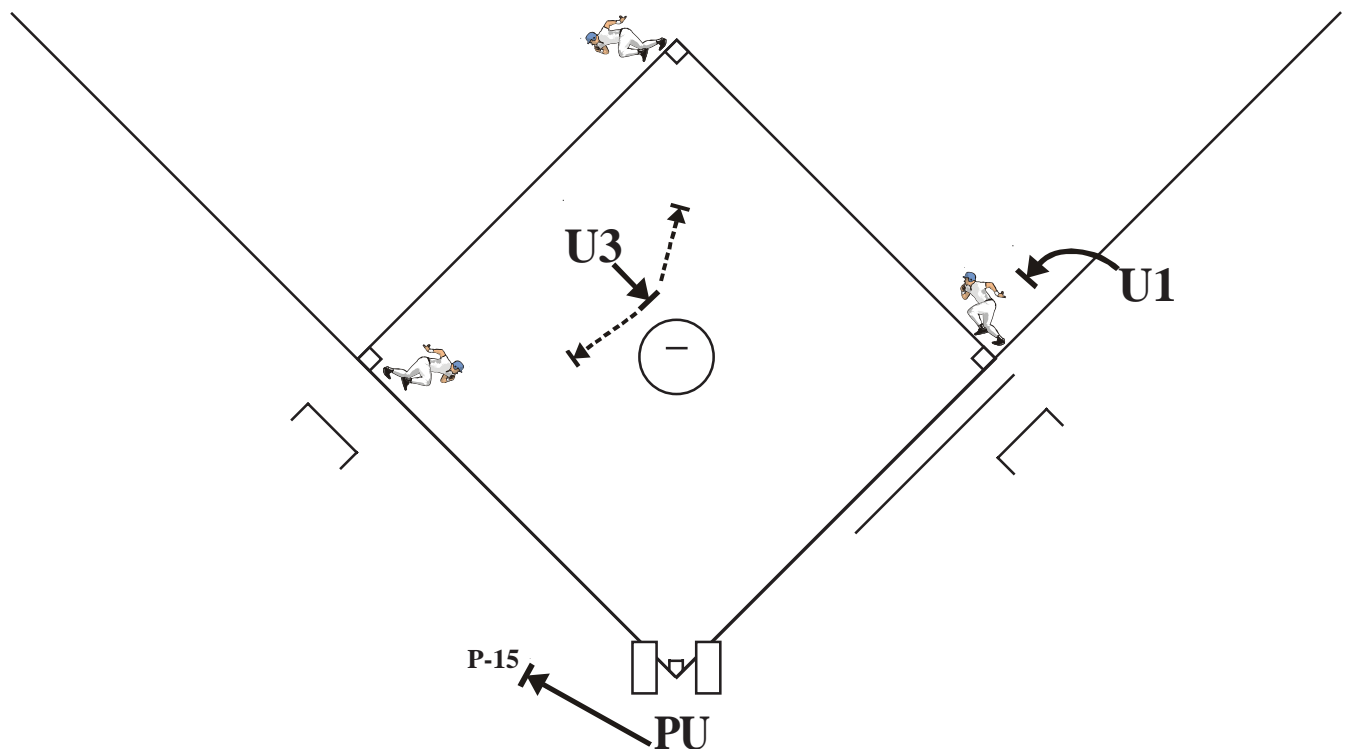
On batted balls near the 3<sup>rd</sup> baseline, PU is responsible for **fair / foul** decisions up to but not including 3<sup>rd</sup> base. On batted balls near the 1<sup>st</sup> baseline, PU is responsible for all **fair / foul** decisions. To make the **fair / foul** call, PU should take a position on the **1<sup>st</sup> or 3<sup>rd</sup> baseline extended**.

## U1...

...will **pause, read the play**, and then **react** on any ground ball to the infield. His reaction will be to get a 90 degree angle to the throw and settle in approximately 15 feet from 1<sup>st</sup> base. Before coming to the **set position**, he must make sure there will be a true throw. U1 should let the ball turn him into the play at 1<sup>st</sup> base. Be ready to take a **read step** (a step to obtain the optimum angle) on a swipe tag or pulled foot. U1 is also responsible for the batter-runner touching 1<sup>st</sup> base and his end of a run-down.

## U3...

...**pivots** with the ball. If there is a play at 2<sup>nd</sup> base, he will take a few steps toward the bag, **set** and make the call. His responsibilities are 2<sup>nd</sup> and 3<sup>rd</sup> base, and his end of any run-downs. Be prepared for the infielders to make a throw to 3<sup>rd</sup> base as their first play. This will require hustle to get into position to sell a close call.



# Situation 3M--28

**SITUATION:** Runners on 1<sup>st</sup> & 2<sup>nd</sup> Base or Bases Loaded

**PLAY:** Base Hit or Extra Base Hit to the Outfield

## Plate Umpire...

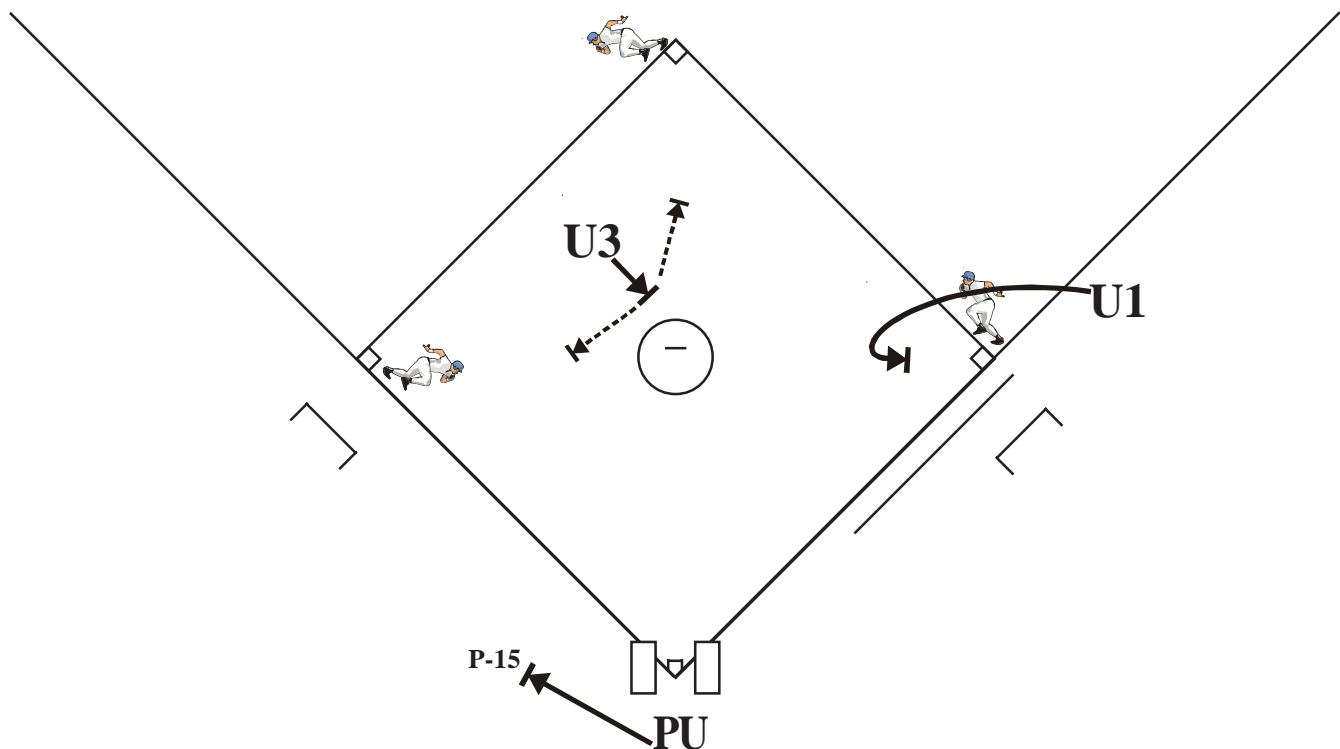
...exits left, pauses a moment to make, if necessary, the **fair / foul** call (3<sup>rd</sup> base side only), and then watch for R3's touch of home plate while heading to **P-15**. He is responsible for all calls at home plate.

## U1...

...watches the ball go through the infield, makes any necessary **fair / foul** call, then heads into the infield and **pivots** watching the batter-runner's touch of 1<sup>st</sup> base. He is responsible for all calls at 1<sup>st</sup> base, and will follow the batter-runner to 2<sup>nd</sup> base, if necessary.

## U3...

...moves into the **working area**, pivoting with his chest towards the ball. His responsibilities are 2<sup>nd</sup> and 3<sup>rd</sup> base on R1 and R2, and the batter-runner at 3<sup>rd</sup> base.



# Situation 3M--29

**SITUATION:** Runners on 1<sup>st</sup> & 2<sup>nd</sup> Base or Bases Loaded

**PLAY:** Responsibilities on a Fly Ball

## Plate Umpire...

...is responsible for all fly balls hit from the left fielder to the left field foul line and into foul territory. These responsibilities include **fair / foul**, **catch / no catch** on the 3<sup>rd</sup> baseline and **fair / foul** up to 1<sup>st</sup> base. He is also responsible for all fly balls and line drives which take the 3<sup>rd</sup> baseman toward the 3<sup>rd</sup> baseline.

## U1...

...is responsible for all fly balls hit from the right fielder to the right field foul line and into foul territory. These responsibilities include **fair / foul** and **catch / no catch** on the 1<sup>st</sup> baseline past 1<sup>st</sup> base. On fly balls and line drives hit to the infield, he will be responsible for catch/no catch on all balls which take the 1<sup>st</sup> baseman toward the 1<sup>st</sup> baseline.

## U3...

...is responsible for all fly balls between the left and right fielders and a potential play at 2<sup>nd</sup> base. Keep in mind that the umpire in the infield will not go beyond the baselines to make his call. On fly balls and line drives hit to the infield, he will be responsible for **catch / no catch** on balls hit directly at the 1<sup>st</sup> and 3<sup>rd</sup> baseman, and everything between them.

## Reminder:

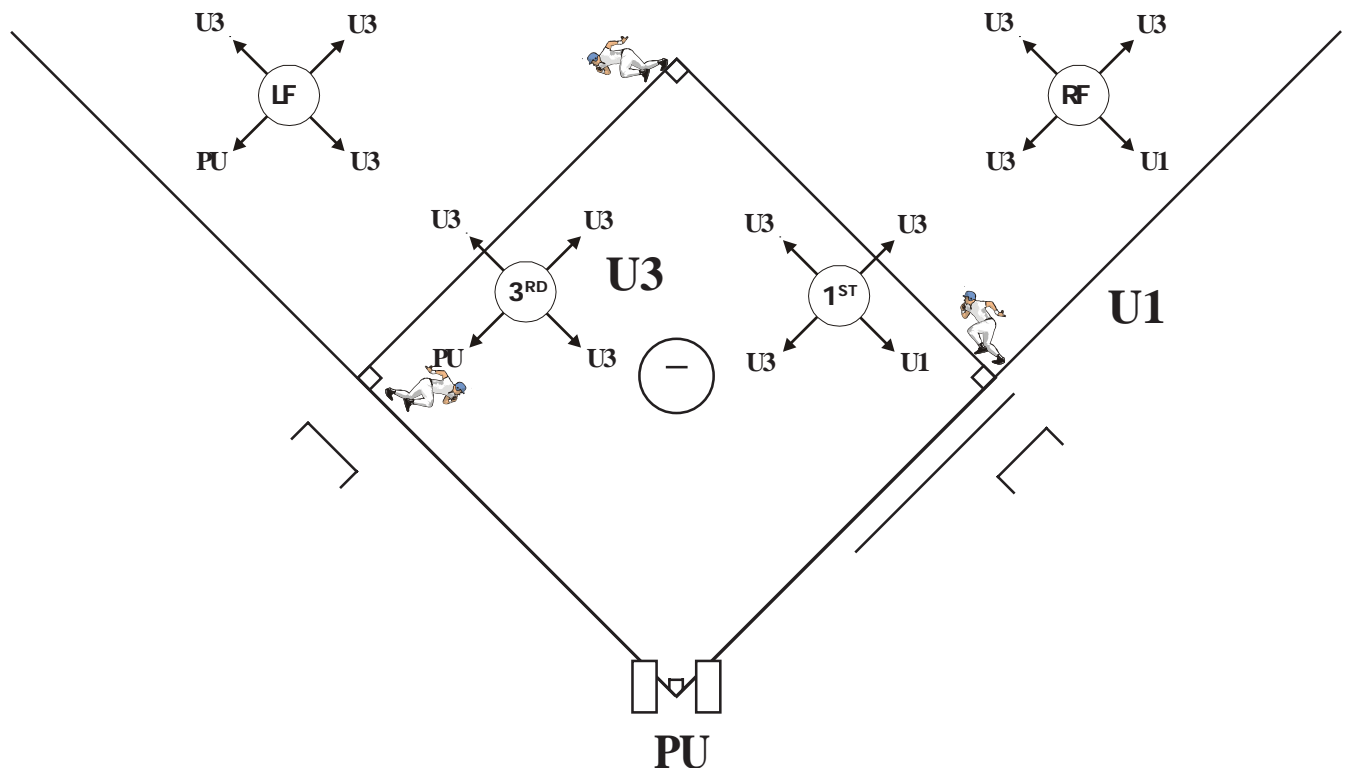
Don't forget that the pre-game conference will include a reminder that the verbalization "**I've got the ball**" will eliminate any problem in a grey area coverage situation. There may be some minor differences in handling this situation, and these will not be a problem if the coverage is made clear at the pre-game conference.

## NOTE:

It is acceptable for U1 to go out to make the **catch / no catch** call on any trouble fly balls to the right of the center fielder. Communication is critical in this situation to ensure proper coverage.

## NOTE:

If an infielder turns his back to the plate to field a pop-up, the umpire in the infield is now responsible for the **catch / no catch** call.



# Situation 3M--30

**SITUATION:** Runners on 1<sup>st</sup> & 2<sup>nd</sup> Base or Bases Loaded

**PLAY:** Fly Ball to the Outfield Directly at or Between the Left and Right Fielders

## Plate Umpire...

...exits left to get the best angle for R3's tag-up at 3<sup>rd</sup> base. He is responsible for all calls at home plate.

## U1...

...drops into the best position to line-up 1<sup>st</sup> base and the fielder catching the ball. He is responsible for R1's tag-up as well as the batter-runner's touch of 1<sup>st</sup> base.

## U3...

...pivots with the ball. His primary responsibility will be the tag-up of R2 at 2<sup>nd</sup> base. He also has R1 at 2<sup>nd</sup> base and all calls at 3<sup>rd</sup> base.

### NOTE:

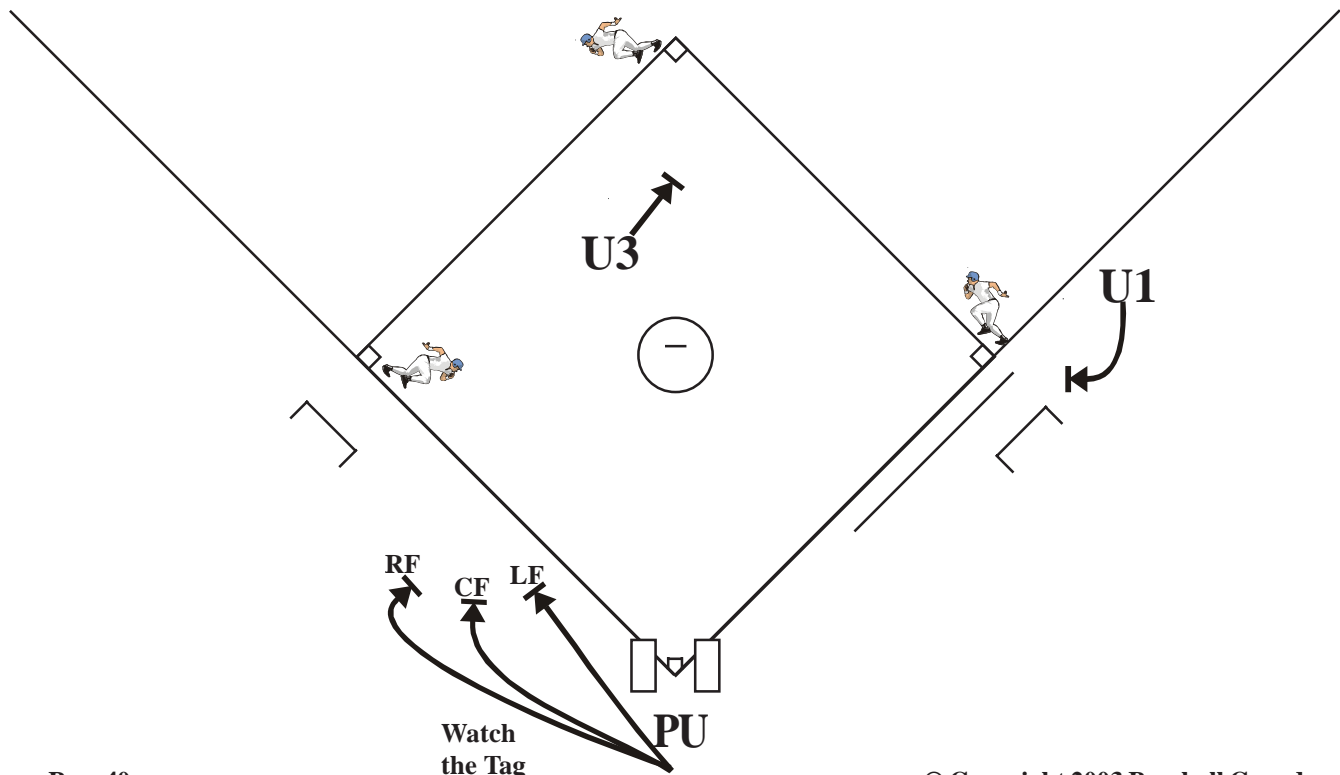
With one out and a caught ball, this now becomes a **time play situation**. The plate umpire shall be ready to line up the out on the bases with the runner scoring.

### NOTE:

If the ball is not caught, revert to the rotation as described in Situation 3M--28.

### NOTE:

With 2 outs, U3 can leave the infield to make a call on a difficult or deep fly ball. In this situation, U1 must be vigilant and come into the infield as he becomes responsible for all calls on the bases. This is a difficult mechanic that must be discussed by the crew prior to the game.





# Situation 3M--31

**SITUATION:** Runners on 1<sup>st</sup> & 2<sup>nd</sup> Base or Bases Loaded

**PLAY:** Fly Ball to the Left of the Left Fielder

## Plate Umpire...

...exits left and heads down the line towards 3<sup>rd</sup> base. He is responsible for the **catch / no catch** call. If the ball is near the foul line, he will straddle the line, make the **fair / foul** call **first**, then the **catch / no catch** call. If the ball is in fair territory and is not caught, he must signal and voice **"No catch"**, then head to a position suitable for making any call at home plate. He is responsible for the tag-up of R3 at 3<sup>rd</sup> base as well as any calls at home plate.

## U1...

...drops into the best position to line-up 1<sup>st</sup> base and the fielder catching the ball. He is responsible for R1's tag-up as well as the batter-runner's touch of 1<sup>st</sup> base.

## U3...

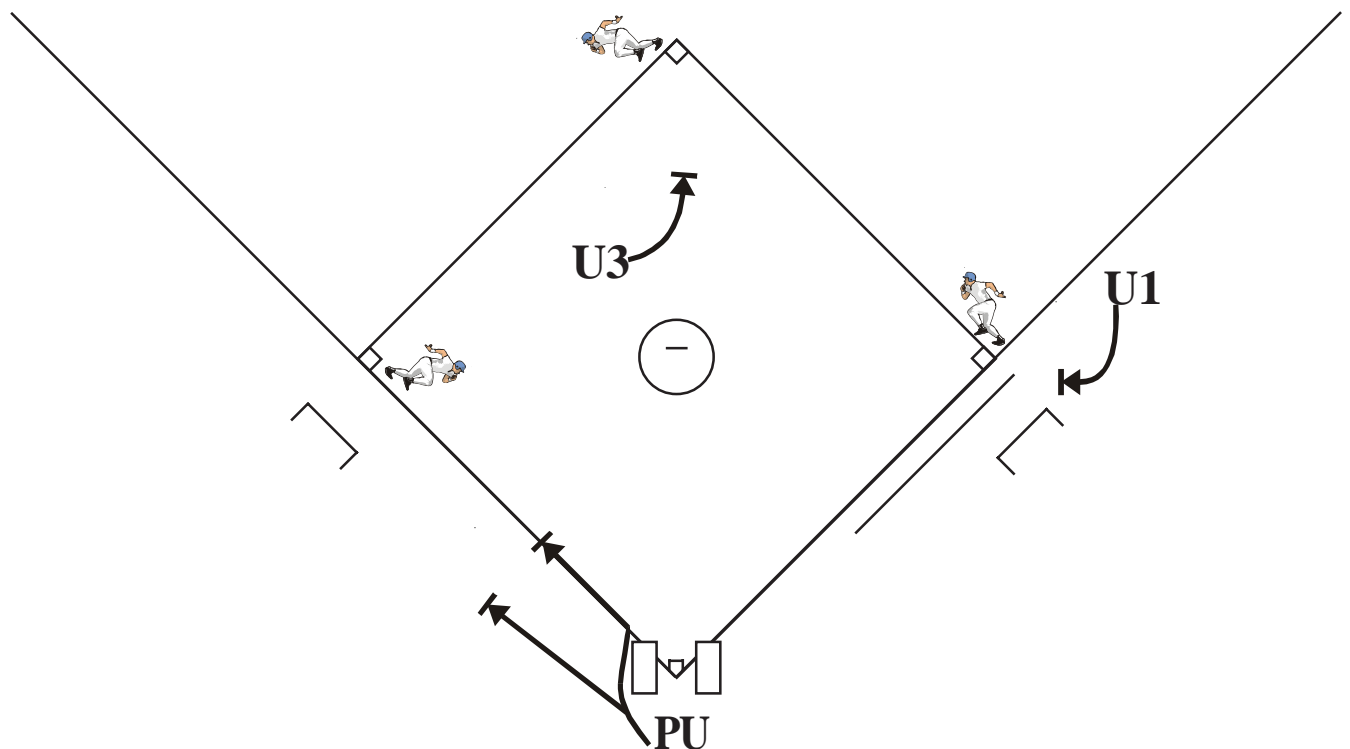
...pivots with the ball. His primary responsibility will be the tag-up of R2 at 2<sup>nd</sup> base. He also has R1 at 2<sup>nd</sup> base and all calls at 3<sup>rd</sup> base.

### NOTE:

If the ball is not caught, revert to the rotation as described in Situation 3M--28.

### NOTE:

With one out and a caught ball, this now becomes a **time play situation**. The plate umpire shall be ready to line up the out on the bases with the runner scoring.



# Situation 3M--32

**SITUATION:** Runners on 1<sup>st</sup> & 2<sup>nd</sup> Base or Bases Loaded

**PLAY:** Fly Ball to the Right of the Right Fielder

## Plate Umpire...

...exits left to get the best angle for R3's tag-up at 3<sup>rd</sup> base and takes all calls at home plate.

### NOTE:

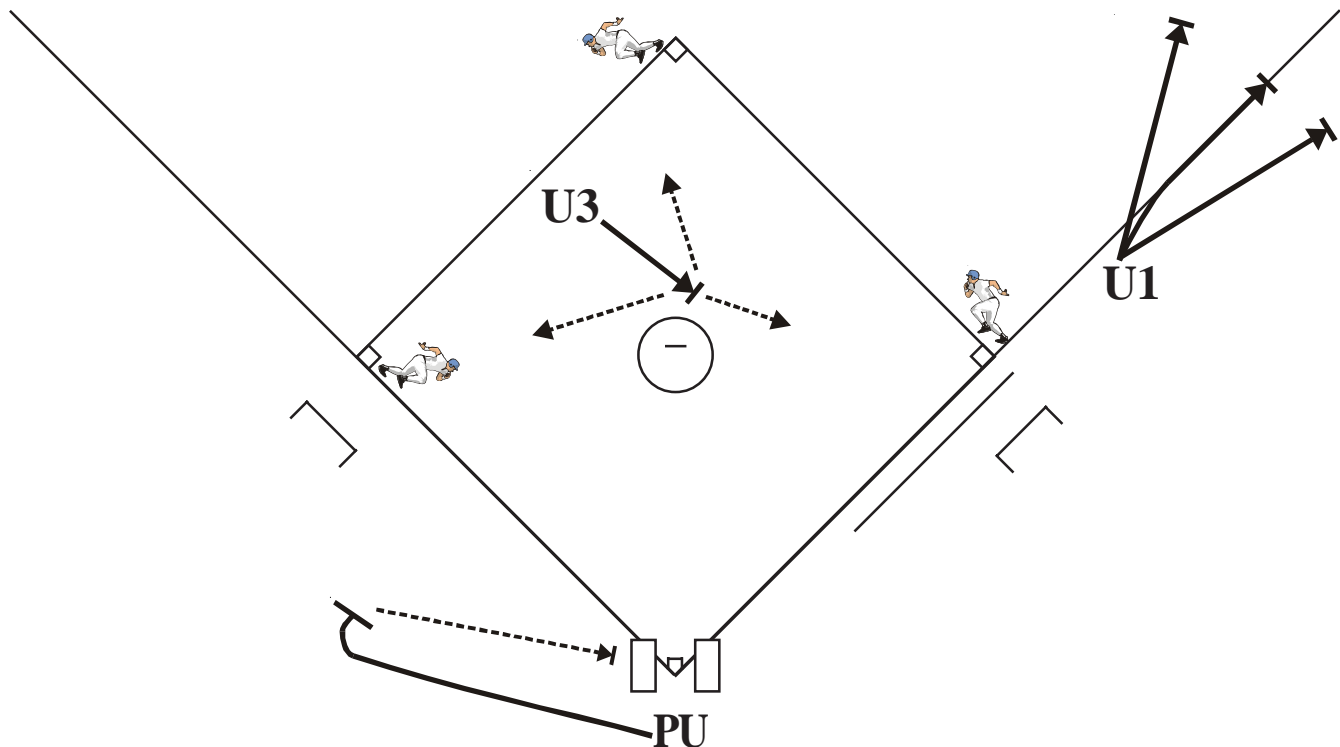
With one out and a caught ball, this now becomes a **time play situation**. The plate umpire shall be ready to line up the out on the bases with the runner scoring.

## U1...

...lets his partners know his intention by verbalizing, **"I'm going out"**. He then heads out to right field to make the **catch / no catch** call, preferably running **parallel** to the ball for the best angle and taking the **standing set** position to make the call. If the ball is near the foul line, he must stop, take the **standing set** position, straddle the line, make the **fair / foul** call **first**, then signal and verbalize **"catch / no catch"**. When U1 goes out in this situation, he stays out until the play is complete.

## U3...

...moves into a spot between 2<sup>nd</sup> and 3<sup>rd</sup> base to line up as best he can the tag-ups at 1<sup>st</sup> and 2<sup>nd</sup>. His responsibilities include R1's tag-up at 1<sup>st</sup> base, R2's tag-up at 2<sup>nd</sup>, the batter-runner's touch of 1<sup>st</sup> base and all calls at 1<sup>st</sup>, 2<sup>nd</sup>, and 3<sup>rd</sup> base.



# Situation 3M--33

**SITUATION:** Runners on 1<sup>st</sup> & 2<sup>nd</sup> Base or Bases Loaded

**PLAY:** Infield Fly

## Plate Umpire...

...has **fair / foul** decisions up to the front of 1<sup>st</sup> and 3<sup>rd</sup> base, as well as the **catch / no catch** call. He exits left and heads to a point in front of home plate. He will signal while announcing **“Infield fly, the batter’s out”**.

Make sure on possible infield fly / foul ball situations to communicate that **“Infield fly, if fair – the batter’s out”**. If the ball is not caught, signal **fair or foul**, and if fair, retreat to **P-15** and prepare for all calls at home plate. PU is also responsible for the tag-up at 3<sup>rd</sup> base.

## U1...

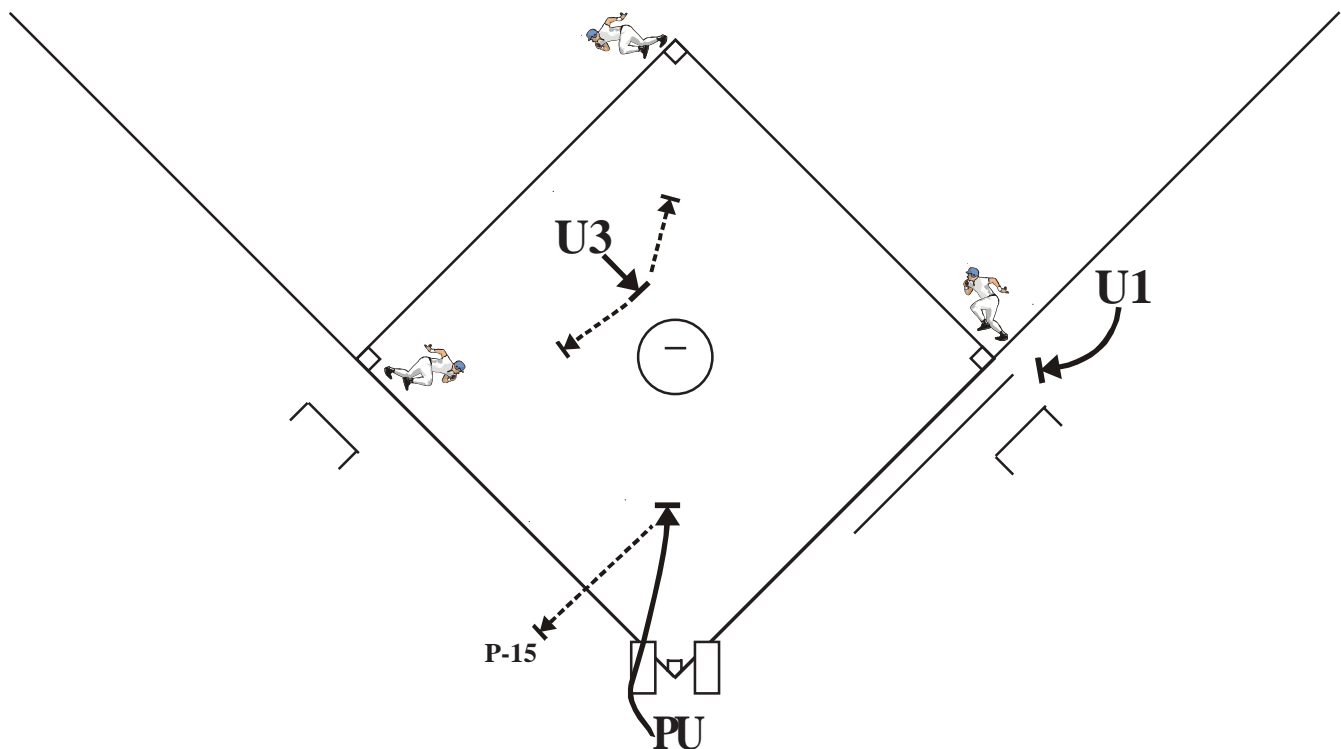
...is responsible for **fair / foul** if the ball travels beyond the front of 1<sup>st</sup> base, R1’s tag-up at 1<sup>st</sup> base, as well as the batter-runner’s touch of 1<sup>st</sup> base.

## U3...

...moves into the **working area** and is responsible for the tag-up at 2<sup>nd</sup> base, as well as all calls at 2<sup>nd</sup> and 3<sup>rd</sup> base.

## NOTE:

The infield fly situation and how it is to be handled, especially in the grey areas, is another fine example of what should be discussed in the pre-game conference between umpires. Infield Fly can be called by any of the umpires and should be echoed by both partners. **All umpires on the field are equally responsible for the signal of “infield fly.”**



# Situation 3M--34

**SITUATION:** Runners on 1<sup>st</sup> & 2<sup>nd</sup> Base or Bases Loaded

**PLAY:** Double Steal

## **Plate Umpire...**

...exits left and heads to **P-15**.  
He is responsible for all calls at home plate.

## **U1...**

...has no particular responsibility in this situation.

## **U3...**

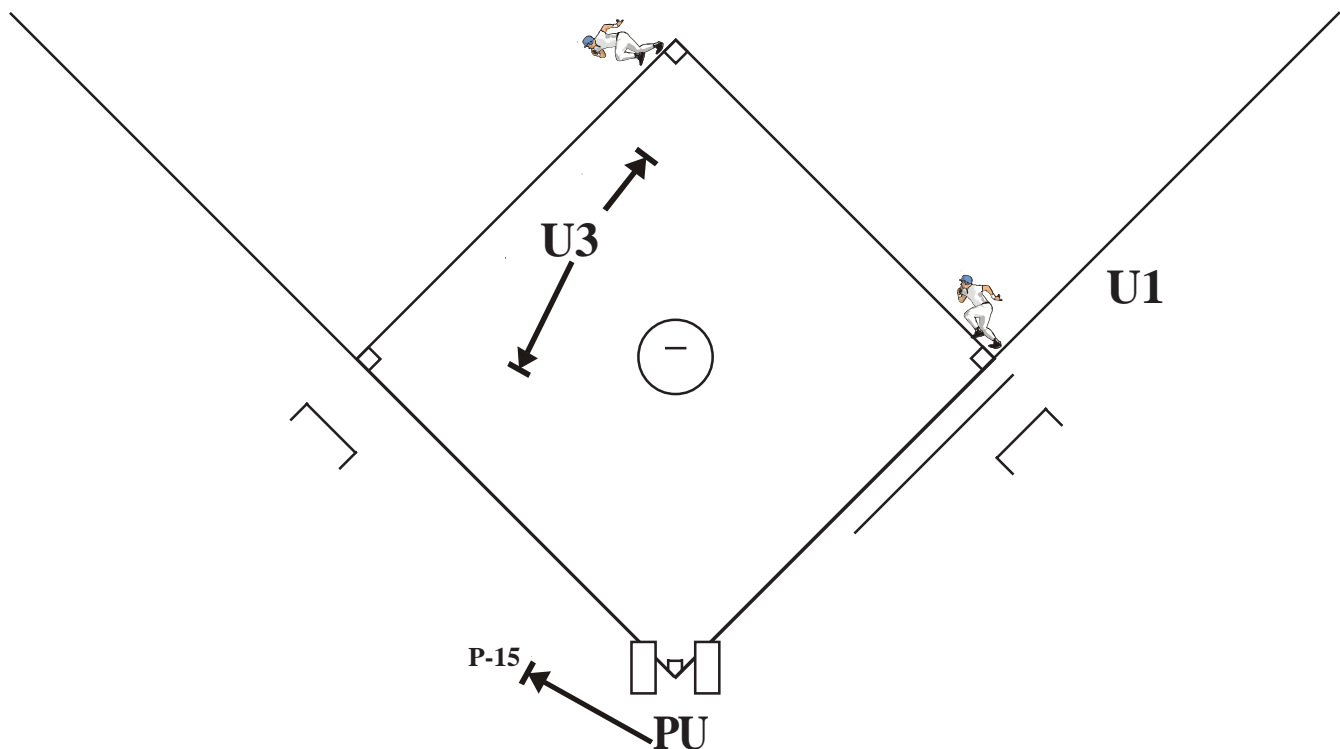
...is responsible R1 at 2<sup>nd</sup> base and all calls at 3<sup>rd</sup> base.

### **NOTE:**

For any run-down situation with runners on 1<sup>st</sup> and 2<sup>nd</sup> base or 1<sup>st</sup>, 2<sup>nd</sup> and 3<sup>rd</sup> base, revert to the same principles as described in Situations 3M--24 and 3M--25.

### **NOTE:**

It is acceptable for U1 to hustle to the **cut-out** at 2<sup>nd</sup> base to take the call on R1 if the first play was made at 3<sup>rd</sup> base. He must make sure to verbalize this to his partner and be in position to make the call.



# **UMPIRE POSITIONING MANUAL**

## **THREE UMPIRE FUNDAMENTALS**

### **RUNNER(S) ON SECOND or SECOND & THIRD**

# Situation 3M--35

**SITUATION:** Runner(s) on 2<sup>nd</sup> Base or 2<sup>nd</sup> & 3<sup>rd</sup> Base

**PLAY:** Basic Positions

## Plate Umpire...

...stands directly behind the catcher until the batter hits the ball. The **slot** as well as the **box** and the **scissors** stance are acceptable for calling balls and strikes.

## U1...

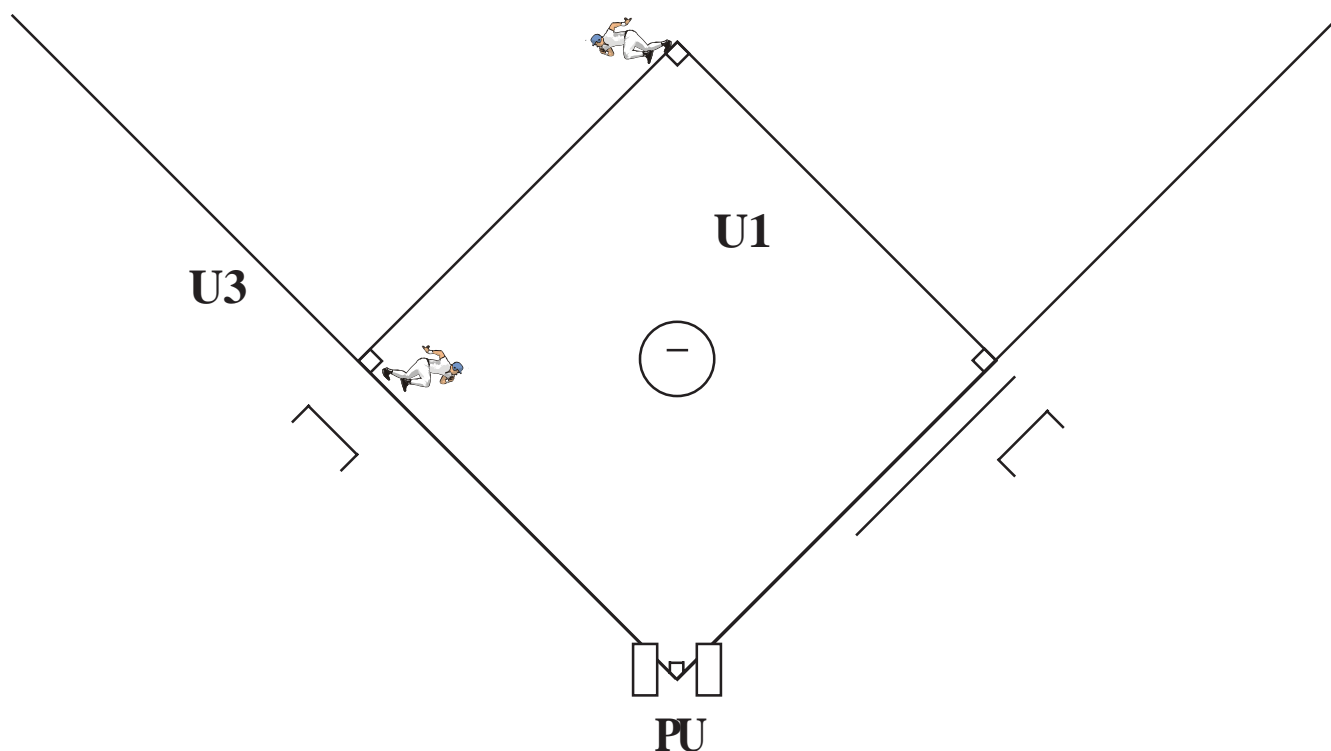
...stands between 1<sup>st</sup> and 2<sup>nd</sup> base using a line from the plate past the 1<sup>st</sup> base edge of the mound and midway between the back of the mound and the 2<sup>nd</sup> base *cut-out* as his guide. A common fundamental positioning error is setting up too close to the pitcher. He shall assume the **set position** in sync with the pitcher *touching the rubber*.

## U3...

...sets up 12 to 15 feet behind the 3<sup>rd</sup> baseman and completely in foul territory with the pitcher in his line of sight. He shall assume the **set position**, with his chest squared-up to the plate, before every pitch. He shall develop a rhythm so that he is locked-in to his **set position** in sync with the pitcher *touching the rubber*.

## NOTE:

With 2 outs, it is required for U1 to set up on the 1<sup>st</sup> baseline and for U3 to position himself in the infield as in Situation 3M--7.



# Situation 3M--36

**SITUATION:** Runner(s) on 2<sup>nd</sup> Base or 2<sup>nd</sup> & 3<sup>rd</sup> Base

**PLAY:** Ground Ball or Bunt to the Infield

## Plate Umpire...

...exits left and stays home if there is a play at the plate. Otherwise, he heads to **P-15** while watching R3 touch home plate.

### NOTE:

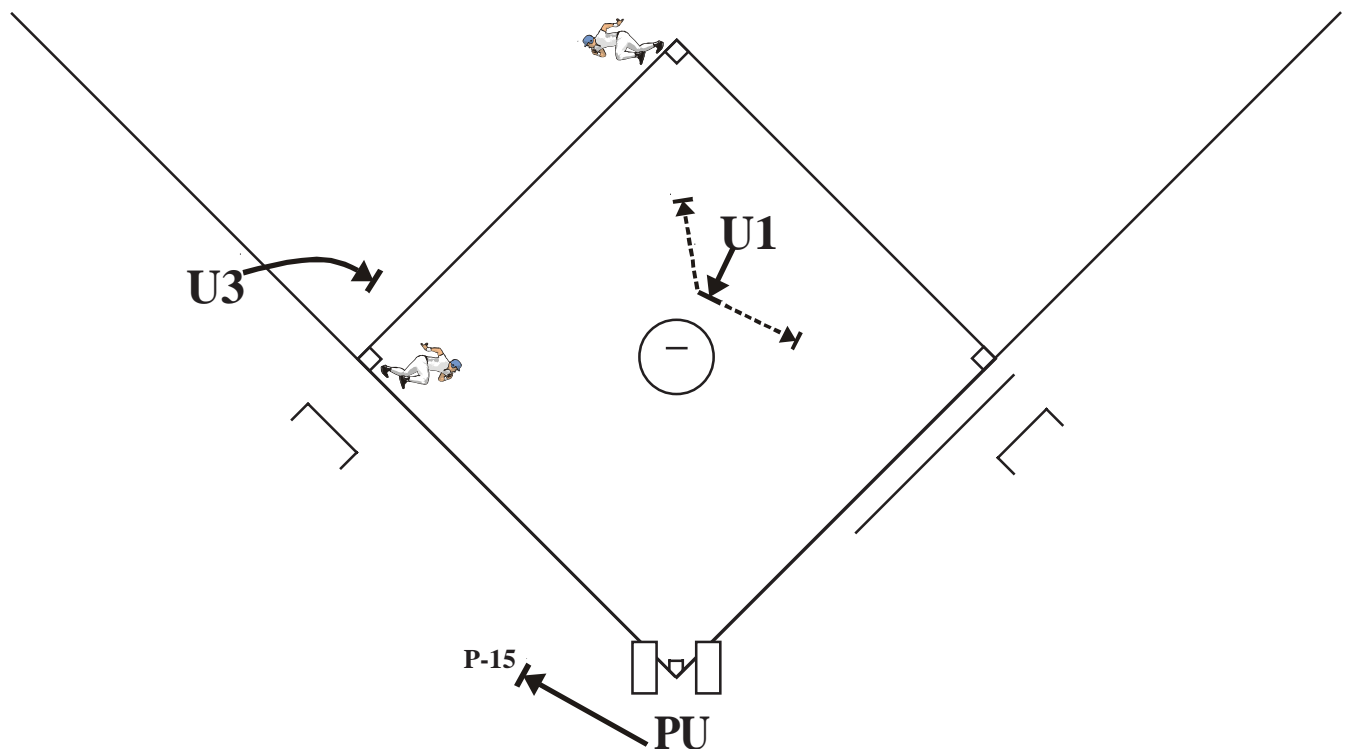
On batted balls near the 3<sup>rd</sup> baseline, PU is responsible for **fair / foul** decisions up to but not including 3<sup>rd</sup> base. On batted balls near the 1<sup>st</sup> baseline, PU is responsible for all **fair / foul** decisions. To make the **fair / foul** call, PU should take a position on the **1<sup>st</sup> or 3<sup>rd</sup> baseline extended**.

## U1...

...**pivots** with the ball. If there is a play at 1<sup>st</sup> base, he will take a few steps toward the bag, **set** and make the call. His responsibilities are 1<sup>st</sup> and 2<sup>nd</sup> base, and his end of a run-down.

## U3...

...will **pause, read the play**, and then **react** on any ground ball to the infield. If the play is developing at 3<sup>rd</sup> base, he will get himself into a 90 degree angle to the play. He is responsible for all calls at 3<sup>rd</sup> base, and his end of a run-down.



# Situation 3M--37

**SITUATION:** Runner(s) on 2<sup>nd</sup> Base or 2<sup>nd</sup> & 3<sup>rd</sup> Base

**PLAY:** Base Hit or Extra Base Hit to the Outfield

## **Plate Umpire...**

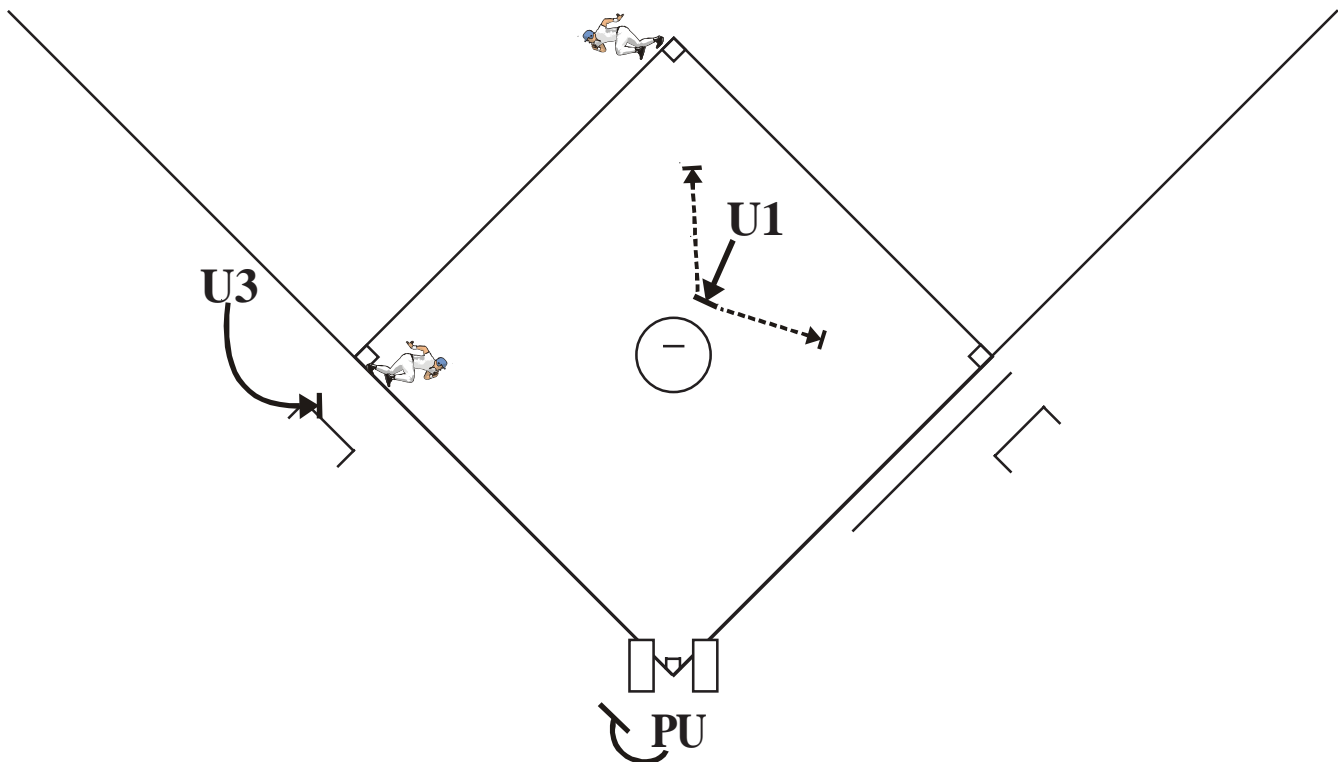
...exits left, pauses a moment to make, if necessary, the **fair / foul** call (1<sup>st</sup> base side only) and then watches for R3's touch of home plate. He is responsible for all calls at home plate.

## **U1...**

...moves into the **working area** halfway between 1<sup>st</sup> and 2<sup>nd</sup> base, pivoting with the ball. His responsibilities are 1<sup>st</sup> and 2<sup>nd</sup> base, and his end of any run-downs.

## **U3...**

...watches the ball go through the infield and makes any necessary **fair / foul** call. He is responsible for all calls at 3<sup>rd</sup> base, and his end of any run-downs.





# Situation 3M--38

**SITUATION:** Runner(s) on 2<sup>nd</sup> Base or 2<sup>nd</sup> & 3<sup>rd</sup> Base

**PLAY:** Responsibilities on a Fly Ball

## Plate Umpire...

...is responsible for all fly balls hit from the right fielder to the right field foul line and into foul territory. These responsibilities include **fair / foul**, **catch / no catch** on the 1<sup>st</sup> baseline and **fair / foul** up to 3<sup>rd</sup> base. He is also responsible for all fly balls and line drives which take the 1<sup>st</sup> baseman toward the 1<sup>st</sup> baseline.

## U1...

...is responsible for all fly balls hit directly at and between the left and right fielders, and any potential play at 2<sup>nd</sup> base. Keep in mind that the umpire in the infield will not go beyond the baselines to make his call. He will also be responsible for **catch / no catch** on ball hit directly at the 1<sup>st</sup> and 3<sup>rd</sup> baseman and everything between them.

## U3...

...is responsible for all fly balls hit from the left fielder to the left field foul line and into foul territory. These responsibilities include **fair / foul** and **catch / no catch** on 3<sup>rd</sup> baseline past 3<sup>rd</sup> base. On any fly balls and line drives hit to the infield, he will also be responsible for **catch / no catch** on all balls which take the 3<sup>rd</sup> baseman toward the 3<sup>rd</sup> baseline.

## Reminder:

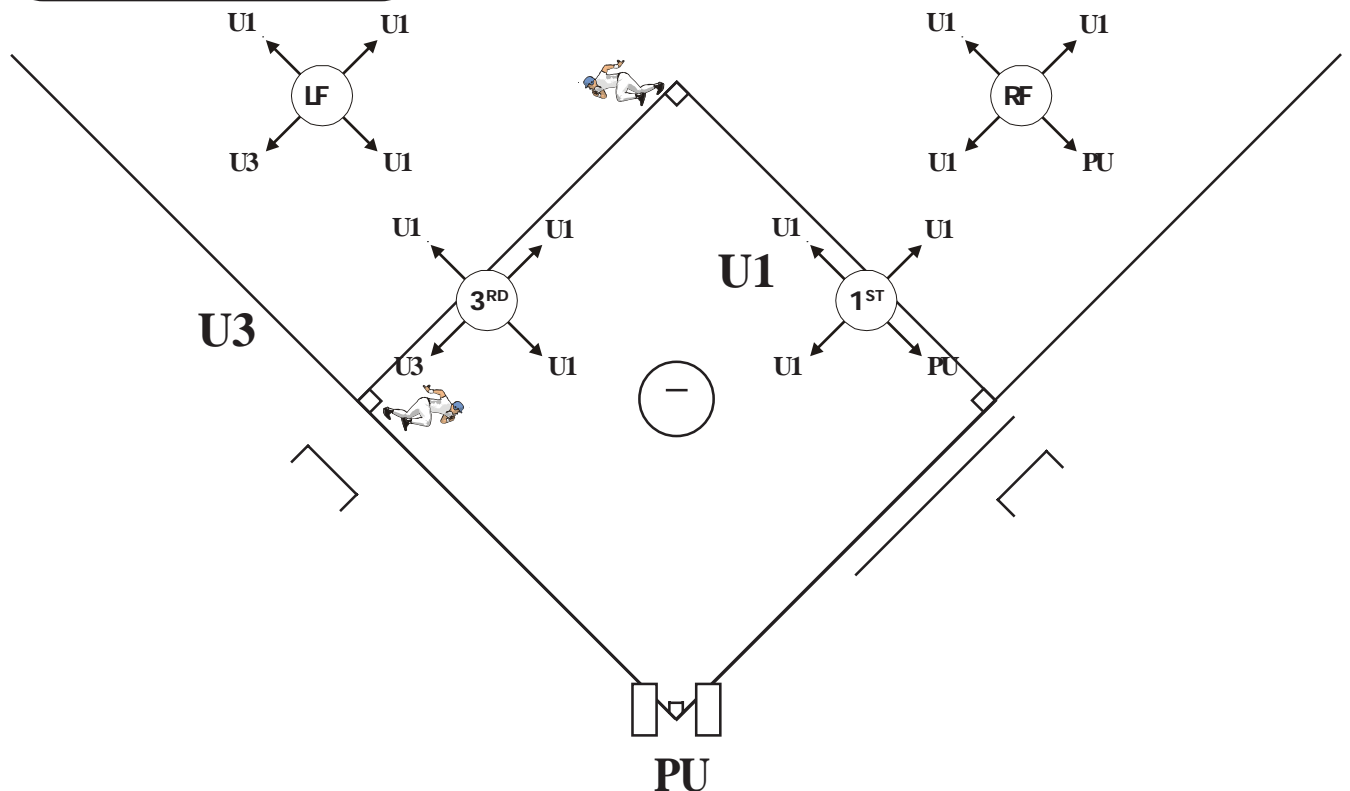
Don't forget that the pre-game conference will include a reminder that the verbalization "**I've got the ball**" will eliminate any problem in a grey area coverage situation. There may be some minor differences in handling this situation, and these will not be a problem if the coverage is made clear at the pre-game conference.

## NOTE:

If an infielder turns his back to the plate to field a pop-up, the umpire in the infield is now responsible for the **catch / no catch** call.

## NOTE:

It is acceptable for U3 to go out to make the **catch / no catch** call on any trouble fly balls to the left of the center fielder. Communication is critical in this situation to ensure proper coverage.



# Situation 3M--39

**SITUATION:** Runner(s) on 2<sup>nd</sup> Base or 2<sup>nd</sup> & 3<sup>rd</sup> Base

**PLAY:** Fly Ball to the Outfield Directly at or Between the Left and Right Fielders

**Plate Umpire...**

...exits left and is responsible for all calls at home plate.

**U1...**

...pivots with the ball. His primary responsibility will be the tag-up of R2 at 2<sup>nd</sup> base. He also has the batter-runner's touch of 1st base, and all calls at 1<sup>st</sup> and 2<sup>nd</sup> base.

**U3...**

...drops into the best position to line-up 3<sup>rd</sup> base and the fielder catching the ball. He is responsible for R3's tag-up and all calls at 3<sup>rd</sup> base.

## NOTE:

With one out and a caught ball, this now becomes a **time play situation**. The plate umpire shall be ready to line up the out on the bases with the runner scoring.

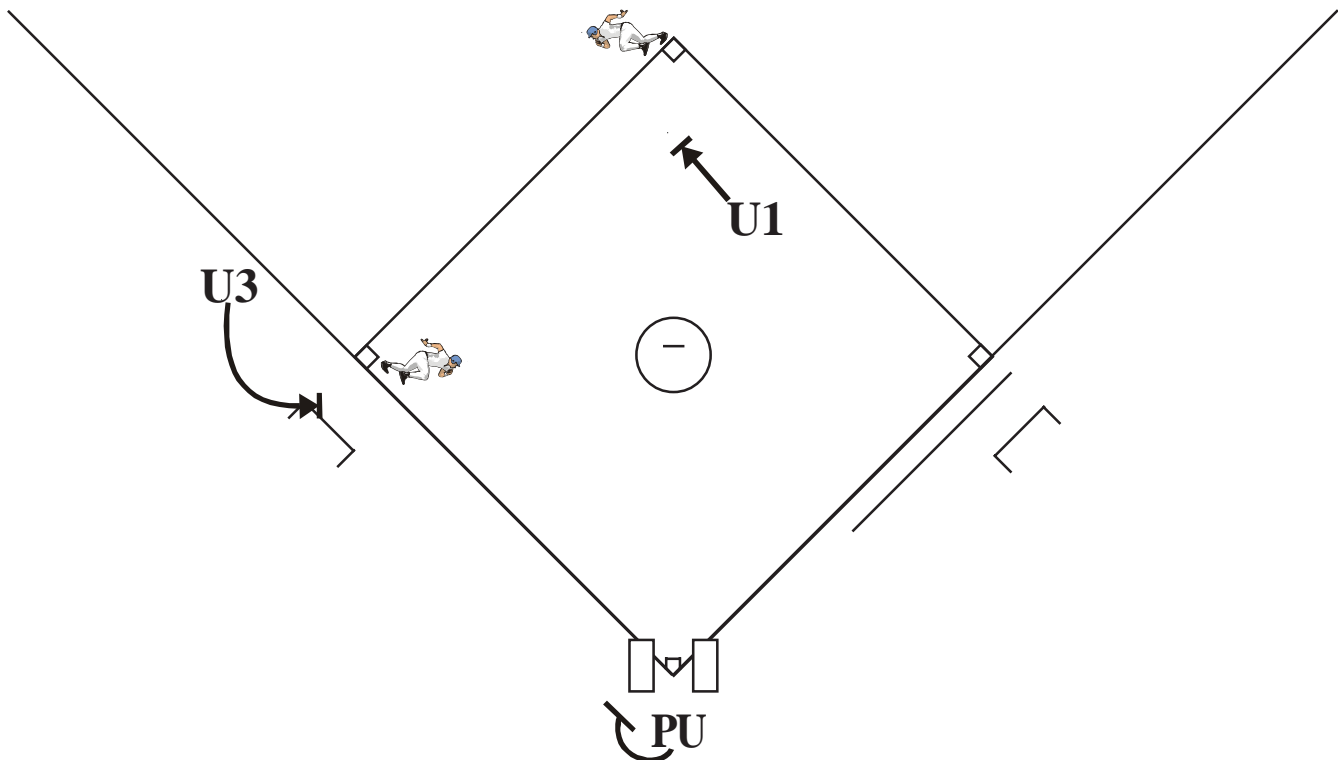
## NOTE:

If the ball is not caught, revert to the rotation as described in Situation 3M--37.

## NOTE:

It is acceptable for U3 to go out to make the **catch / no catch** call on any trouble fly balls to the left of the center fielder.

Communication is critical in this situation to ensure proper coverage.



# Situation 3M--40

**SITUATION:** Runner(s) on 2<sup>nd</sup> Base or 2<sup>nd</sup> & 3<sup>rd</sup> Base

**PLAY:** Fly Ball Hit to the Left of the Left Fielder

## Plate Umpire...

...exits left to watch for R3's tag-up at 3<sup>rd</sup> base by dropping into a position that enables him to line-up 3<sup>rd</sup> base and the fielder catching the ball. He is responsible for all calls at home plate.

## U1...

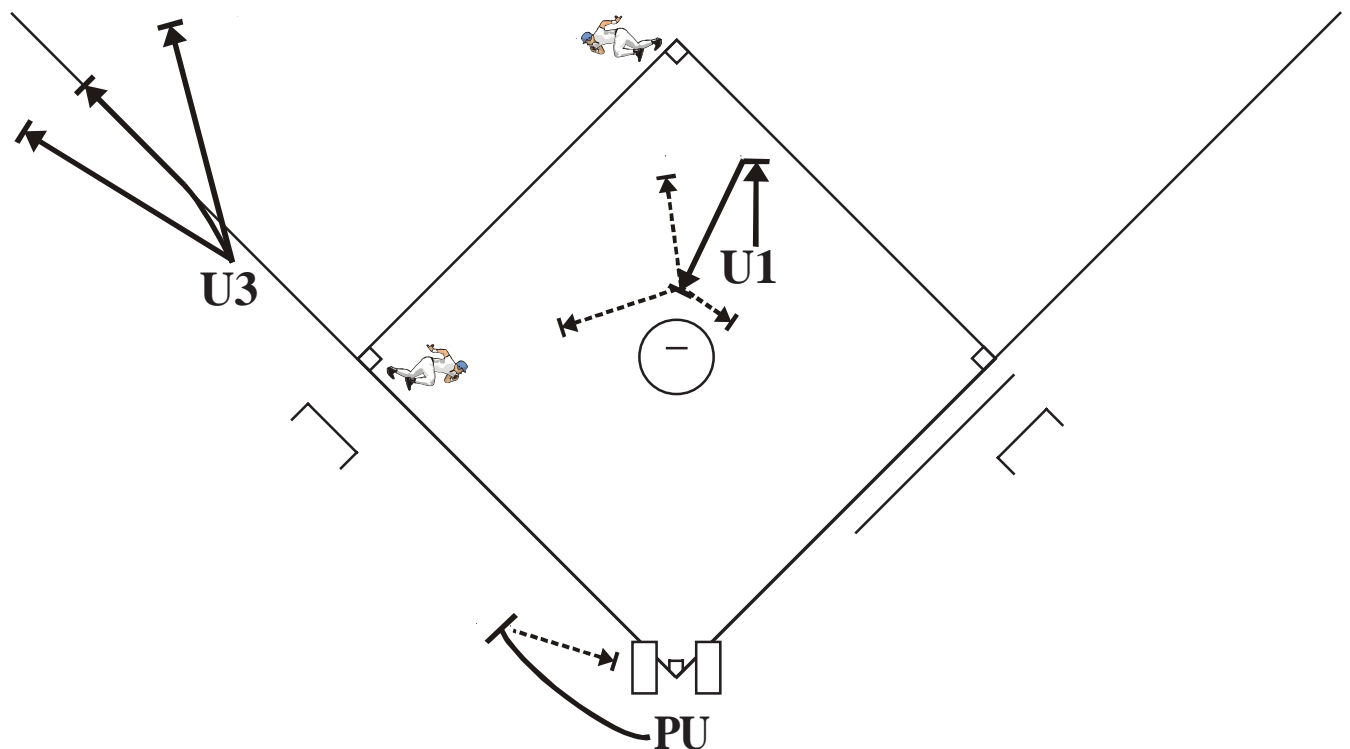
...**pivots** with the ball. His primary responsibility will be the tag-up of R2 at 2<sup>nd</sup> base. He also has the batter-runner's touch of 1<sup>st</sup> base, and all calls at 1<sup>st</sup>, 2<sup>nd</sup> and 3<sup>rd</sup> base.

## U3...

...lets his partners know his intention by verbalizing, "**I'm going out**". He then heads out to left field to make the **catch / no catch** call, preferably running **parallel** to the ball for the best angle and taking the **standing set** position to make the call. If the ball is near the foul line, he must stop, take the **standing set** position, straddle the line, make the **fair / foul** call **first**, then signal and verbalize "**catch / no catch**". When U3 goes out in this situation, he stays out until the play is complete.

## NOTE:

With one out and a caught ball, this now becomes a **time play situation**. The plate umpire shall be ready to line up the out on the bases with the runner scoring.



# Situation 3M--41

**SITUATION:** Runner(s) on 2<sup>nd</sup> Base or 2<sup>nd</sup> & 3<sup>rd</sup> Base

**PLAY:** Fly Ball Hit to the Right of the Right Fielder

## Plate Umpire...

...exits left and positions himself on **1<sup>st</sup> baseline extended** approximately 10 feet back of home plate. He is responsible for the **fair / foul** signal and **catch / no catch** verbalization, in that order. He is also responsible for all calls at home plate.

## U1...

...**pivots** with the ball. His primary responsibility will be the tag-up of R2 at 2<sup>nd</sup> base.

## U3...

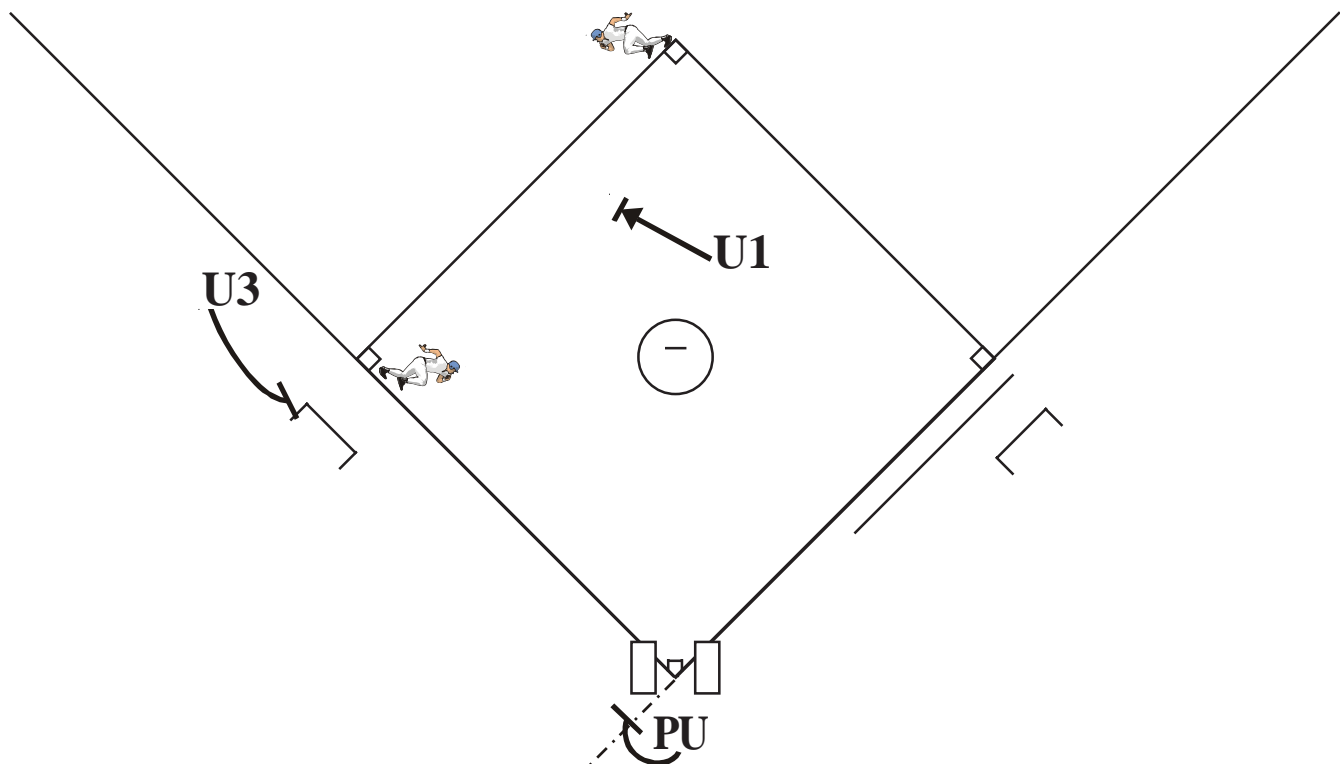
...drops into the best position to watch for R3's tag-up by lining up 3<sup>rd</sup> base and the fielder catching the ball. He is responsible for all calls at 3<sup>rd</sup> base.

### NOTE:

With one out and a caught ball, this now becomes a **time play situation**. The plate umpire shall be ready to line up the out on the bases with the runner scoring.

### NOTE:

If the ball is not caught, revert to the rotation as described in Situation 3M--37.



# Situation 3M--42

**SITUATION:** Runner(s) on 2<sup>nd</sup> Base or 2<sup>nd</sup> & 3<sup>rd</sup> Base

**PLAY:** Run-Down Between 2<sup>nd</sup> & 3<sup>rd</sup> Base

## Plate Umpire...

...exits left and heads to **P-15** preparing himself for any play at home plate.

## U1...

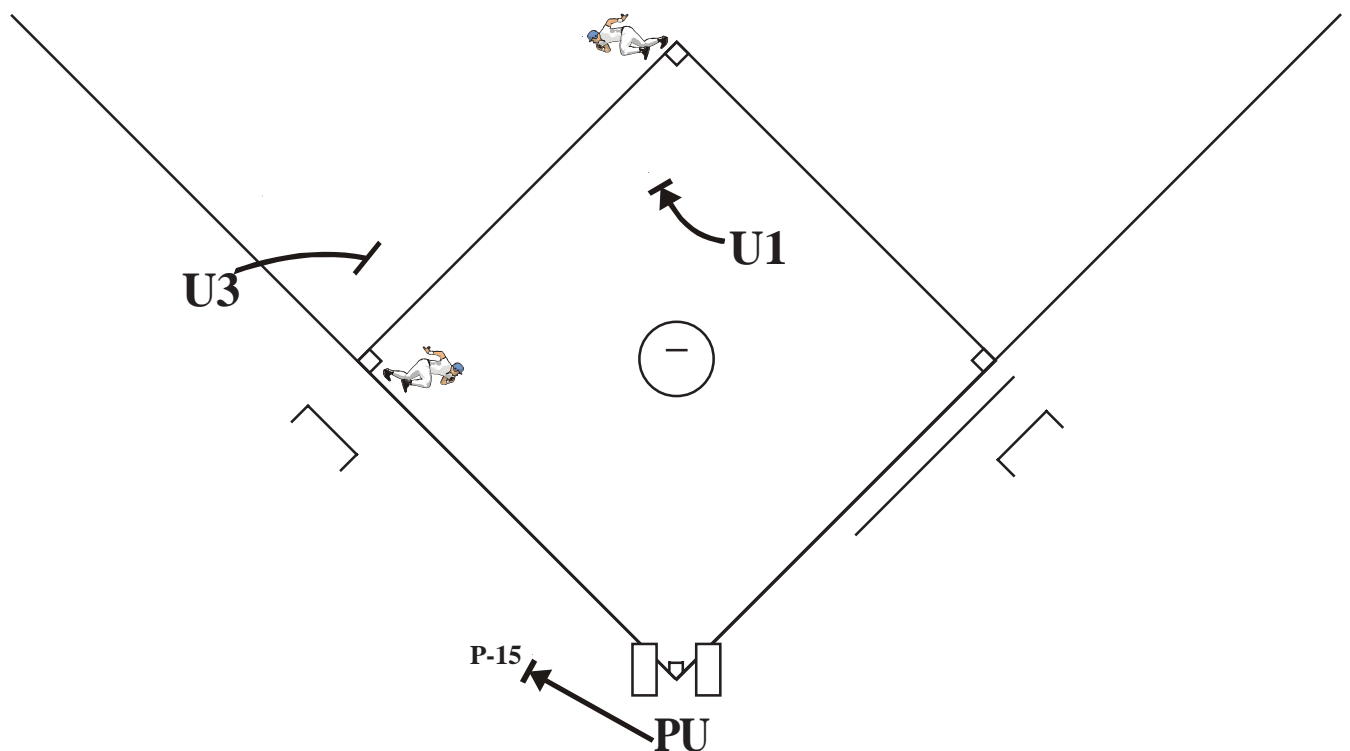
...is responsible for his end of the run-down. Remember to stay on the infield side of the runner.

## U3...

...is responsible for his end of the run-down. Remember to stay on the outfield side of the runner.

## NOTE:

Many run-downs will begin as the result of an attempted pick-off play at 2<sup>nd</sup> base. In this situation, U1 is responsible for the call on R2 at 2<sup>nd</sup> base, while U3 will focus on the pitcher for a possible balk and then be responsible for his end of a run-down. PU is responsible for all base awards on overthrows and possible batter interference on pick-off attempts from the catcher.



# Situation 3M--43

**SITUATION:** Runner(s) on 2<sup>nd</sup> Base or 2<sup>nd</sup> & 3<sup>rd</sup> Base

**PLAY:** Run-Down Between 3<sup>rd</sup> Base & Home Plate

## Plate Umpire...

...exits left and takes his end of the run-down, staying in foul territory. He will verbalize to his partner "I've got this end".

## U1...

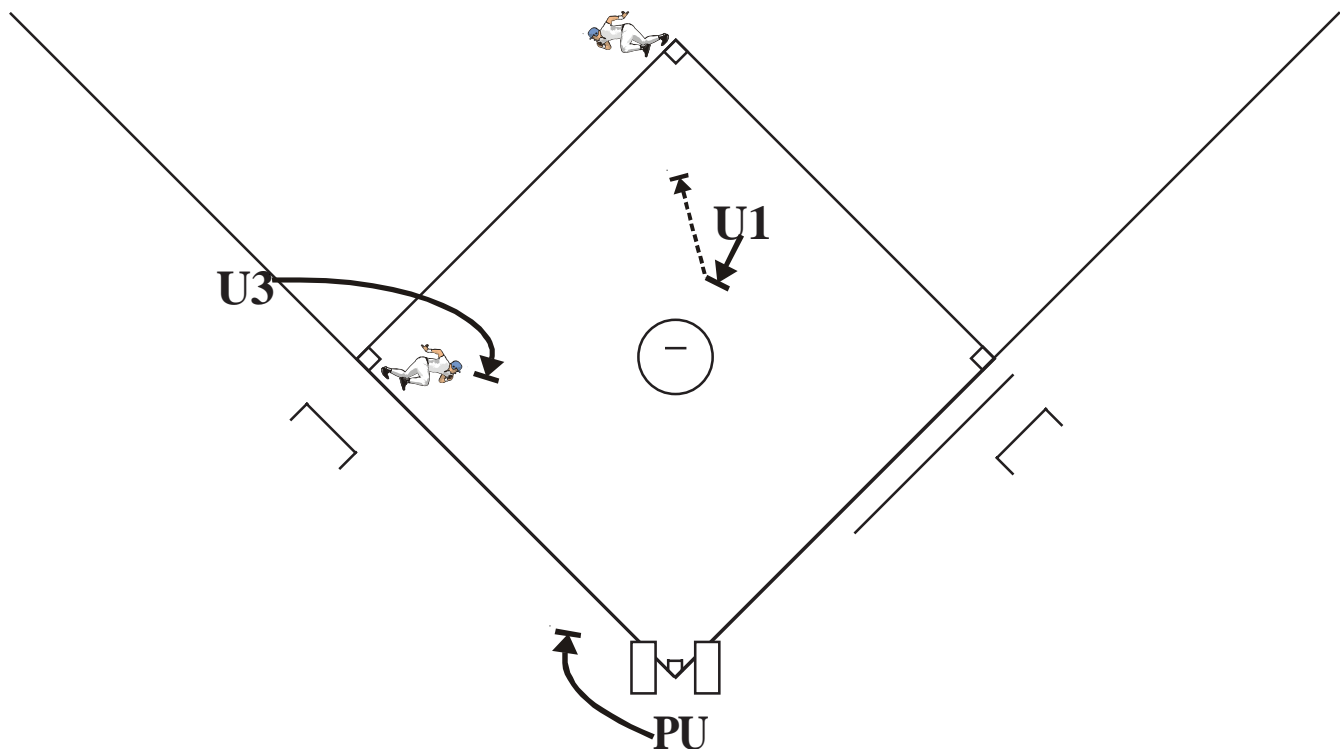
...moves into the **working area** and prepares himself for a call at 2<sup>nd</sup> base and a possible run-down situation between 2<sup>nd</sup> and 3<sup>rd</sup> base.

## U3...

...is responsible for his end of the run-down. Remember to stay on the infield side of the runner.

### NOTE:

Many run-downs will begin as the result of an attempted pick-off at 3<sup>rd</sup> base. In this situation, U3 is responsible for the call on R3 at 3<sup>rd</sup> base, while U1 will focus on the pitcher for a possible balk. PU is responsible for all base awards on overthrows, possible batter interference on pick-off attempts from the catcher, and his end of a run-down.



**UMPIRE POSITIONING MANUAL**  
**THREE UMPIRE FUNDAMENTALS**  
**RUNNER ON THIRD BASE**

# Situation 3M--44

**SITUATION:** Runner on 3<sup>rd</sup> Base

**PLAY:** Basic Positions

## Plate Umpire...

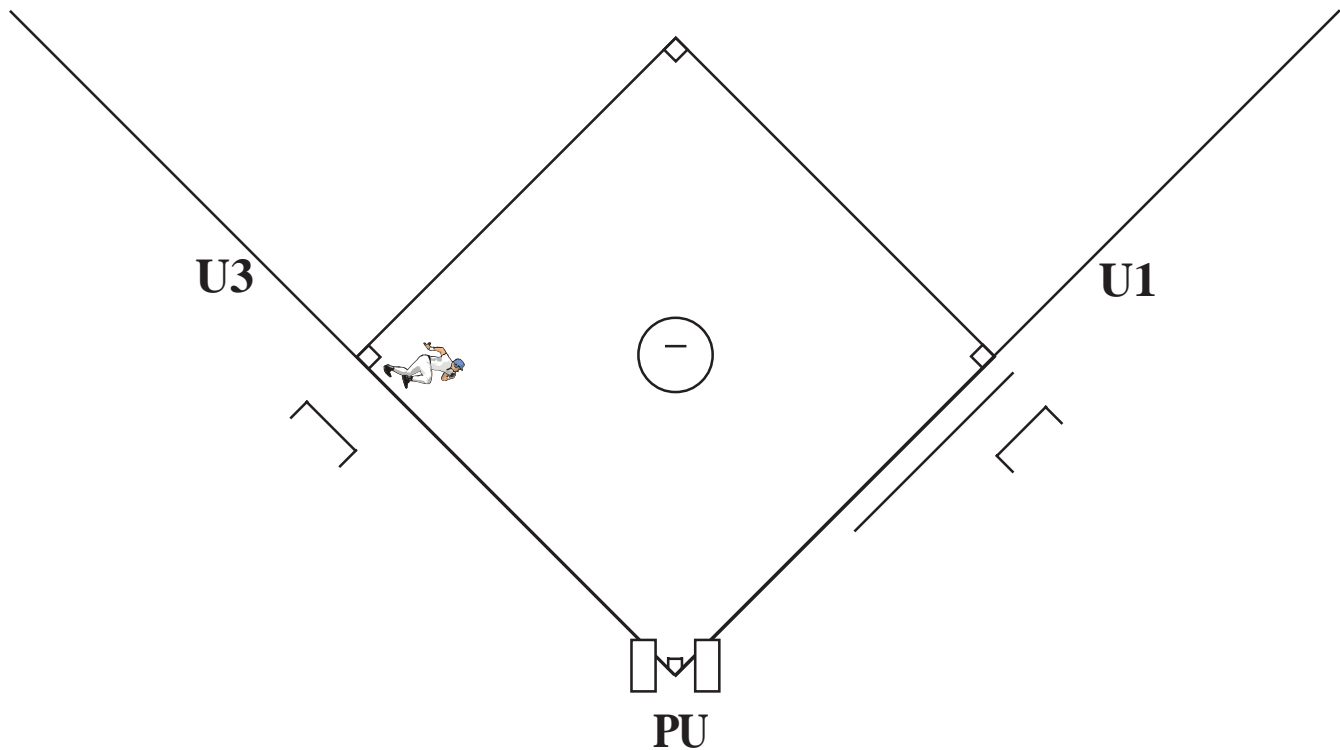
...stands directly behind the catcher until the batter hits the ball. The **slot** as well as the **box** and the **scissors** stance are acceptable for calling balls and strikes.

## U1...

...sets up 12 to 15 feet behind the 1<sup>st</sup> baseman and completely in foul territory with the pitcher in his line of sight. He shall assume the **set position**, with his chest squared-up to the plate, before every pitch. He shall develop a rhythm so that he is locked-in to his **set position** in sync with the pitcher *touching the rubber*.

## U3...

...sets up 12 to 15 feet behind the 3<sup>rd</sup> baseman and completely in foul territory with the pitcher in his line of sight. He shall assume the **set position**, with his chest squared-up to the plate, before every pitch. He shall develop a rhythm so that he is locked-in to his **set position** in sync with the pitcher *touching the rubber*.





# Situation 3M--45

**SITUATION:** Runner on 3<sup>rd</sup> Base

**PLAY:** Ground Ball or Bunt to the Infield

## Plate Umpire...

...exits left and stays home if there is a play at the plate. Otherwise, he heads to **P-15** while watching R3 touch home plate.

### NOTE:

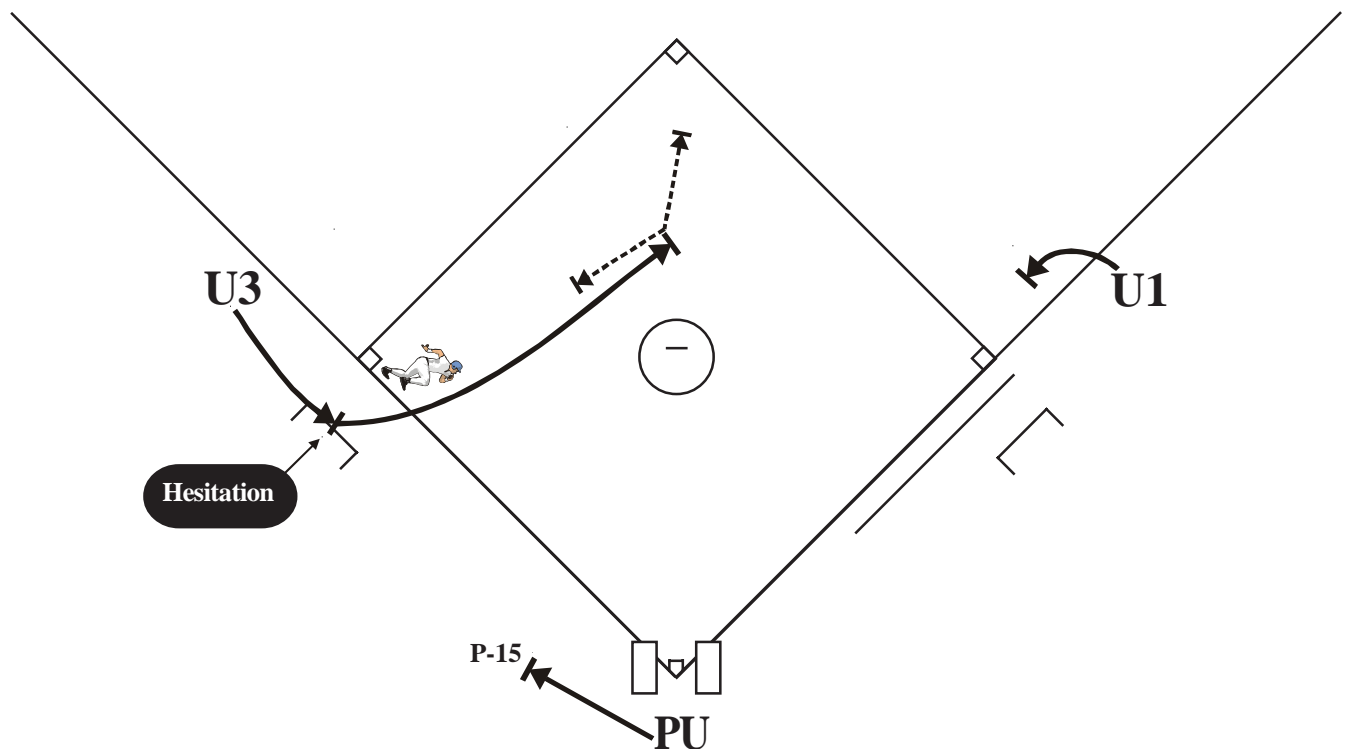
On batted balls near the 1<sup>st</sup> and 3<sup>rd</sup> baseline, PU is responsible for **fair / foul** decisions up to but not including the base. To make the **fair / foul** call, PU should take a position on the **1<sup>st</sup> or 3<sup>rd</sup> baseline extended**.

## U1...

...will **pause, read the play**, and then **react** on any ground ball to the infield. His reaction will be to get a 90 degree angle to the throw and settle in approximately 15 feet from 1<sup>st</sup> base. Before coming to the **set position**, he must make sure there will be a true throw. U1 should let the ball turn him into the play at 1<sup>st</sup> base. Be ready to take a **read step** (a step to obtain the optimum angle) on the swipe tag or pulled foot. He should always be in fair territory unless the ball is coming from foul territory between home and 1<sup>st</sup> or there is pressure from the 1<sup>st</sup> or 2<sup>nd</sup> baseman.

## U3...

...stays at 3<sup>rd</sup> base for possible play on R3. Once R3 commits to home plate by reaching the halfway mark, he will head towards the **cut-out** at 2<sup>nd</sup> base to take a possible call. He is responsible for all calls at 2<sup>nd</sup> and 3<sup>rd</sup> base.



# Situation 3M--46

**SITUATION:** Runner on 3<sup>rd</sup> Base

**PLAY:** Base Hit or Extra Base Hit to the Outfield

## **Plate Umpire...**

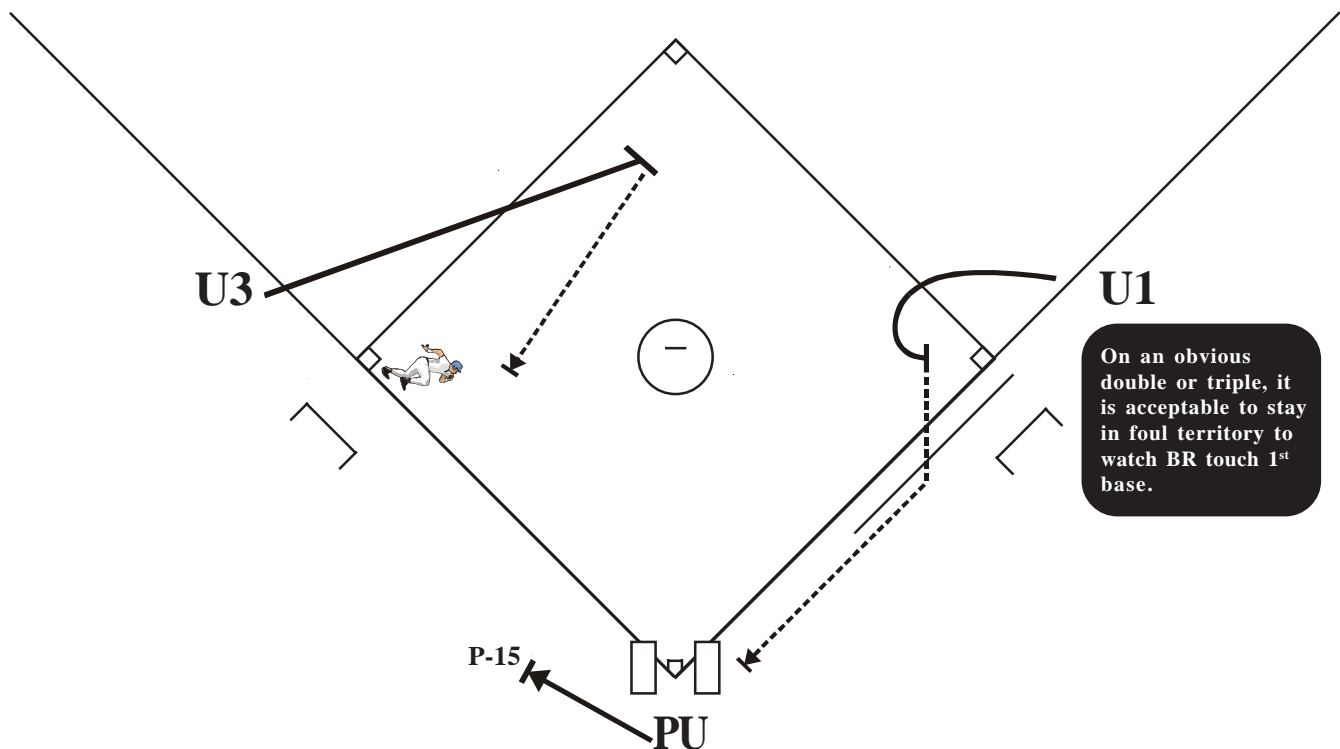
...exits left and heads to **P-15**, watching for R3's touch of home plate. He is responsible for all calls at home plate.

## **U1...**

...watches the ball go through the infield, makes any necessary **fair** / **foul** call, then heads into the infield and **pivots** watching for the batter-runner's touch of 1<sup>st</sup> base. This is his sole responsibility.

## **U3...**

...is responsible for communicating **fair** / **foul** on balls close to the line before heading towards the **cut-out** at 2<sup>nd</sup> base for the call on the batter-runner. He is responsible for all calls at 2<sup>nd</sup> and 3<sup>rd</sup> base.



# Situation 3M--47

**SITUATION:** Runner on 3<sup>rd</sup> Base

**PLAY:** Responsibilities on a Fly Ball

## Plate Umpire...

...is responsible for R3's tag-up at 3<sup>rd</sup> base and all calls at home plate.

## U1...

...is responsible for all fly balls hit from the center fielder to the right field foul line and into foul territory.

## U3...

...is responsible for all fly balls hit directly at and from the center fielder to the left field foul line and into foul territory.

### NOTE:

These responsibilities include a **fair / foul** signal and **catch / no catch** verbalization.

### NOTE:

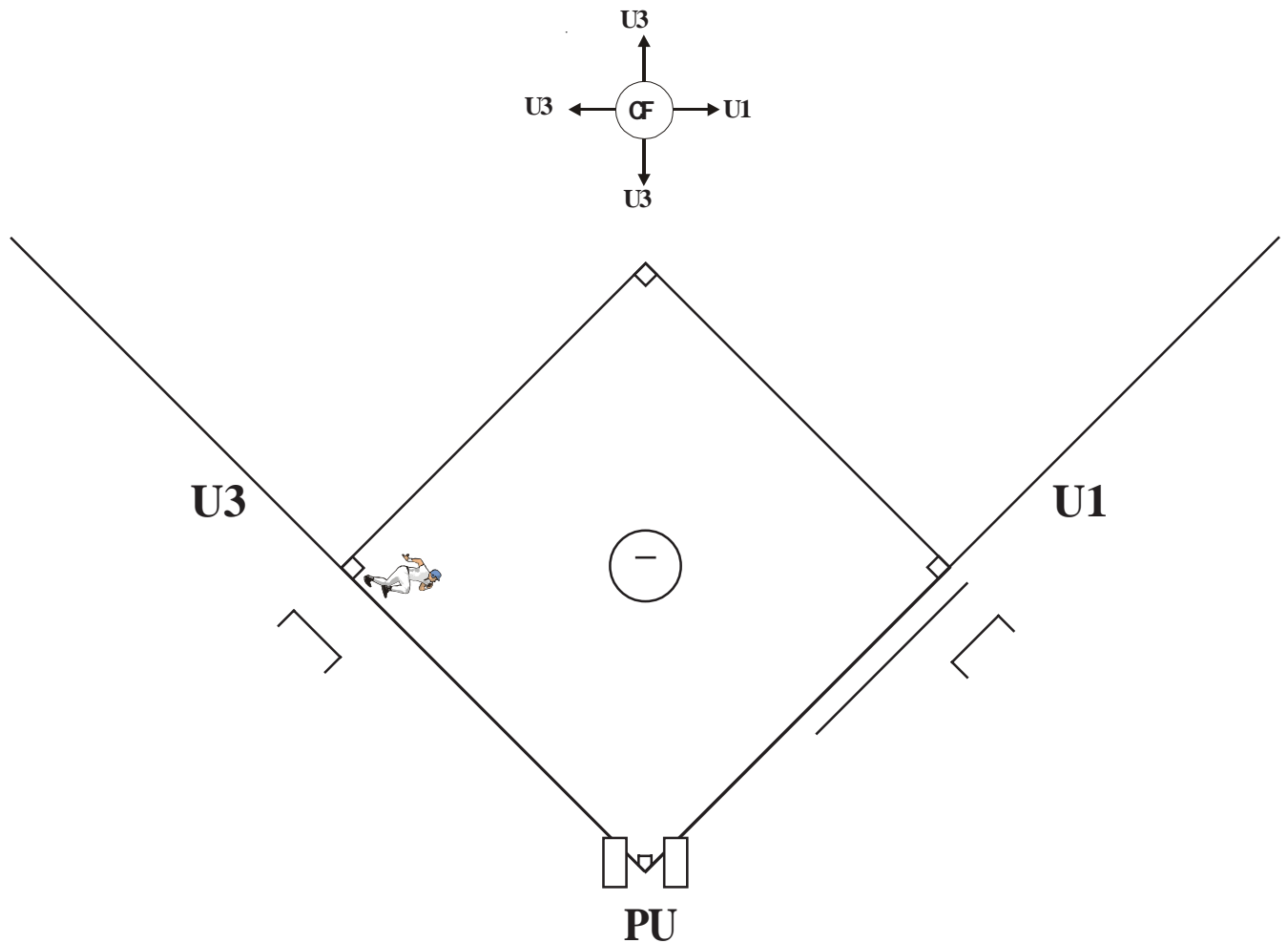
To avoid double calls on an infield line drive, the umpiring crew could set up rules of thumb such as these:

PU – Pitcher and Catcher

U1 – 1<sup>st</sup> and 2<sup>nd</sup> basemen

U3 – Shortstop and 3<sup>rd</sup> baseman

When an umpire does not have a good angle on a **catch / no catch** call, he should not hesitate to ask his partners for help.



# Situation 3M--48

**SITUATION:** Runner on 3<sup>rd</sup> Base

**PLAY:** Fly Ball Hit Directly at or Left of Center Fielder

## Plate Umpire...

...exits left to get the best angle for R3's tag-up at 3<sup>rd</sup> base. He is responsible for all calls at home plate.

### NOTE:

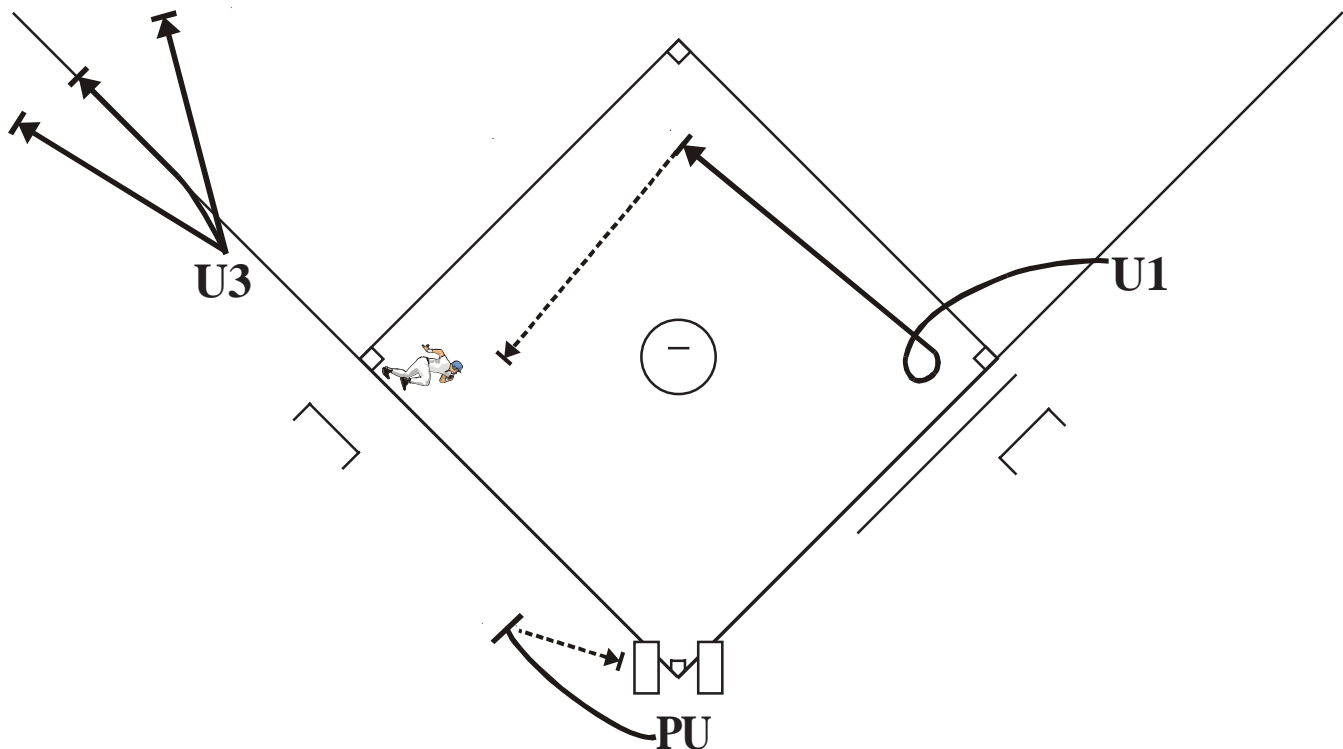
With one out and a caught ball, this now becomes a **time play situation**. The plate umpire shall be ready to line up the out on the bases with the runner scoring.

## U1...

...heads inside and makes his **pivot** watching for the batter-runner's touch of 1<sup>st</sup> base. He is responsible for all calls on the batter-runner at all bases.

## U3...

...lets his partners know his intention by verbalizing, "**I'm going out**". He then heads out to left field to make the **catch / no catch** call, preferably running **parallel** to the ball for the best angle and taking the **standing set** position to make the call. If the ball is near the foul line, he must **straddle** the line, make the **fair / foul** call first, then signal and verbalize "**catch / no catch**". When U3 goes out in this situation, he stays out until the play is complete.



# Situation 3M--49

**SITUATION:** Runner on 3<sup>rd</sup> Base

**PLAY:** Fly Ball Hit to the Right of the Center Fielder

## Plate Umpire...

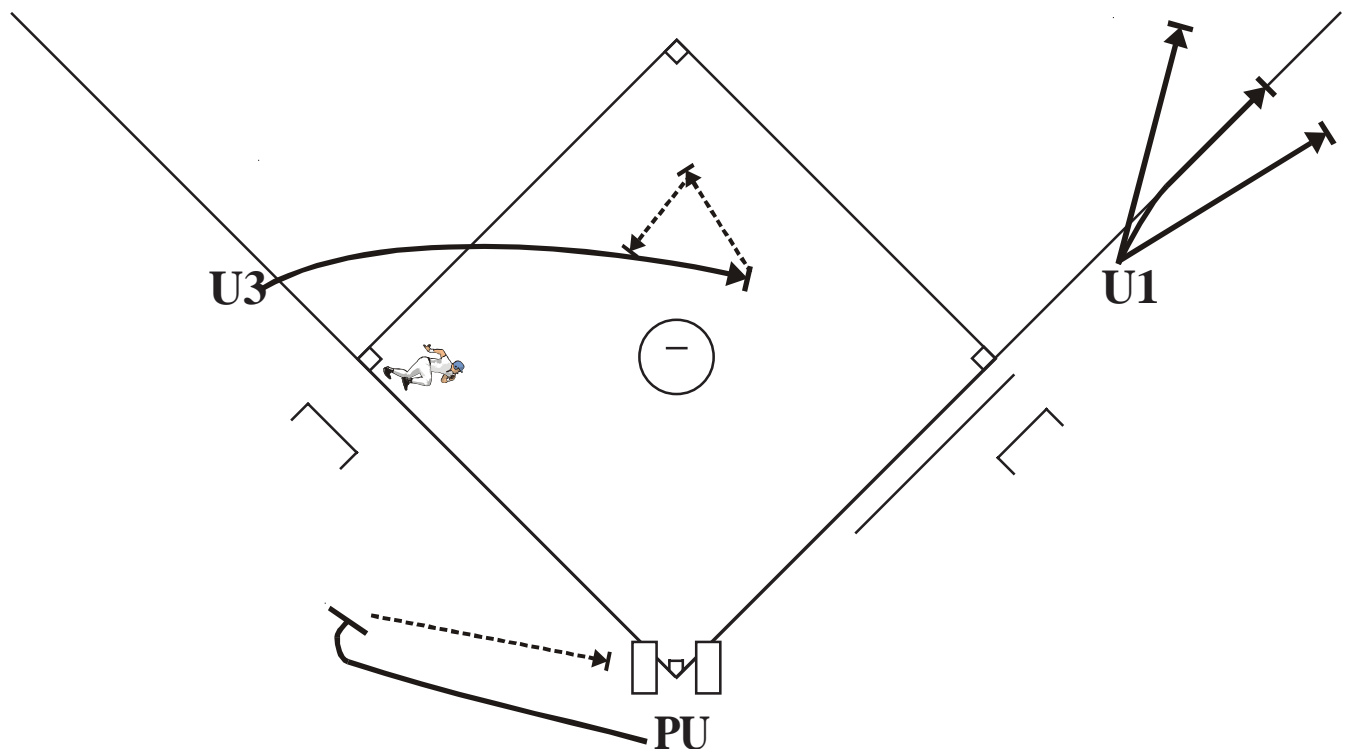
...exits left to get the best angle for R3's tag-up at 3<sup>rd</sup> base. He is responsible for all calls at home plate.

## U1...

...lets his partners know his intention by verbalizing, "**I'm going out**". He then heads out to right field to make the **catch / no catch** call, preferably running **parallel** to the ball for the best angle and taking the **standing set** position to make the call. If the ball is near the foul line, he must stop, take the **standing set** position, **straddle** the line, make the **fair / foul** call first, then signal and verbalize "**catch / no catch**". When U1 goes out in this situation, he stays out until the play is complete.

## U3...

...moves into the **working area** and prepares himself for a call on the batter-runner at 1<sup>st</sup>, 2<sup>nd</sup> and 3<sup>rd</sup> base. He is also responsible for the batter runner's touch at 1<sup>st</sup> base.



# Situation 3M--50

**SITUATION:** Runner on 3<sup>rd</sup> Base

**PLAY:** Run-Down Between 3<sup>rd</sup> Base & Home Plate

## **Plate Umpire...**

...exits left and takes his end of the run-down, staying in foul territory. He will verbalize to his partner "I've got this end".

## **U1...**

...has no specific responsibility on this play.

## **U3...**

...is responsible for his end of the run-down. Remember to stay on the infield side of the runner.

### **NOTE:**

Many run-downs will begin as the result of an attempted pick-off at 3<sup>rd</sup> base. In this situation, U3 is responsible for the call on R3 at 3<sup>rd</sup> base, while U1 will focus on the pitcher for a possible balk. PU is responsible for all base awards on overthrows, possible batter interference on pick-off attempts from the catcher, and his end of a run-down.

