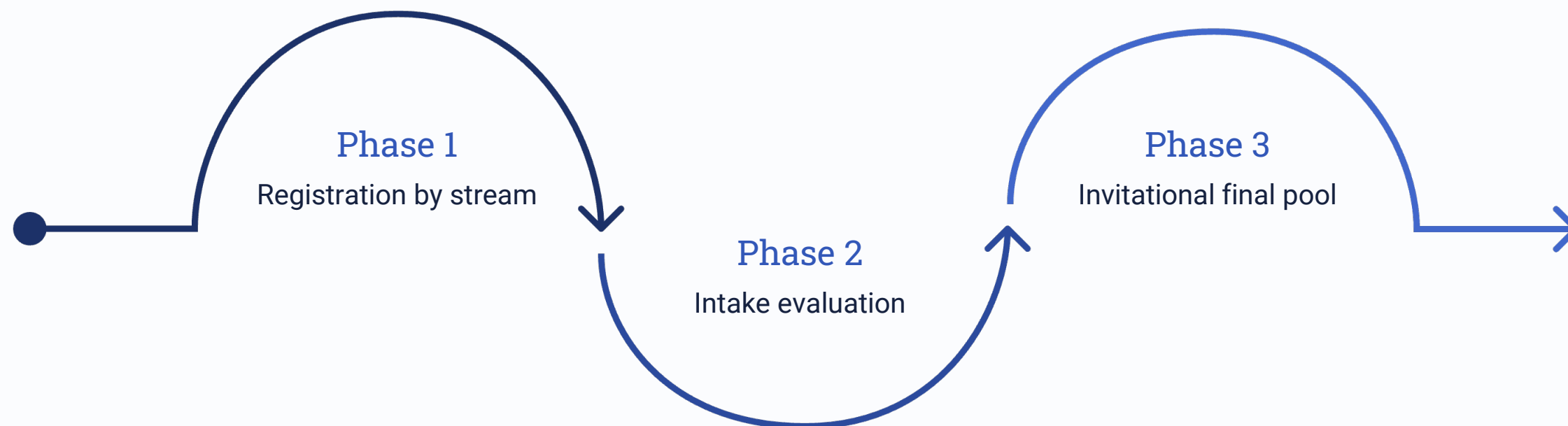




SDGHA U18 / U15 / U13 Tryout
Evaluation Model Pilot

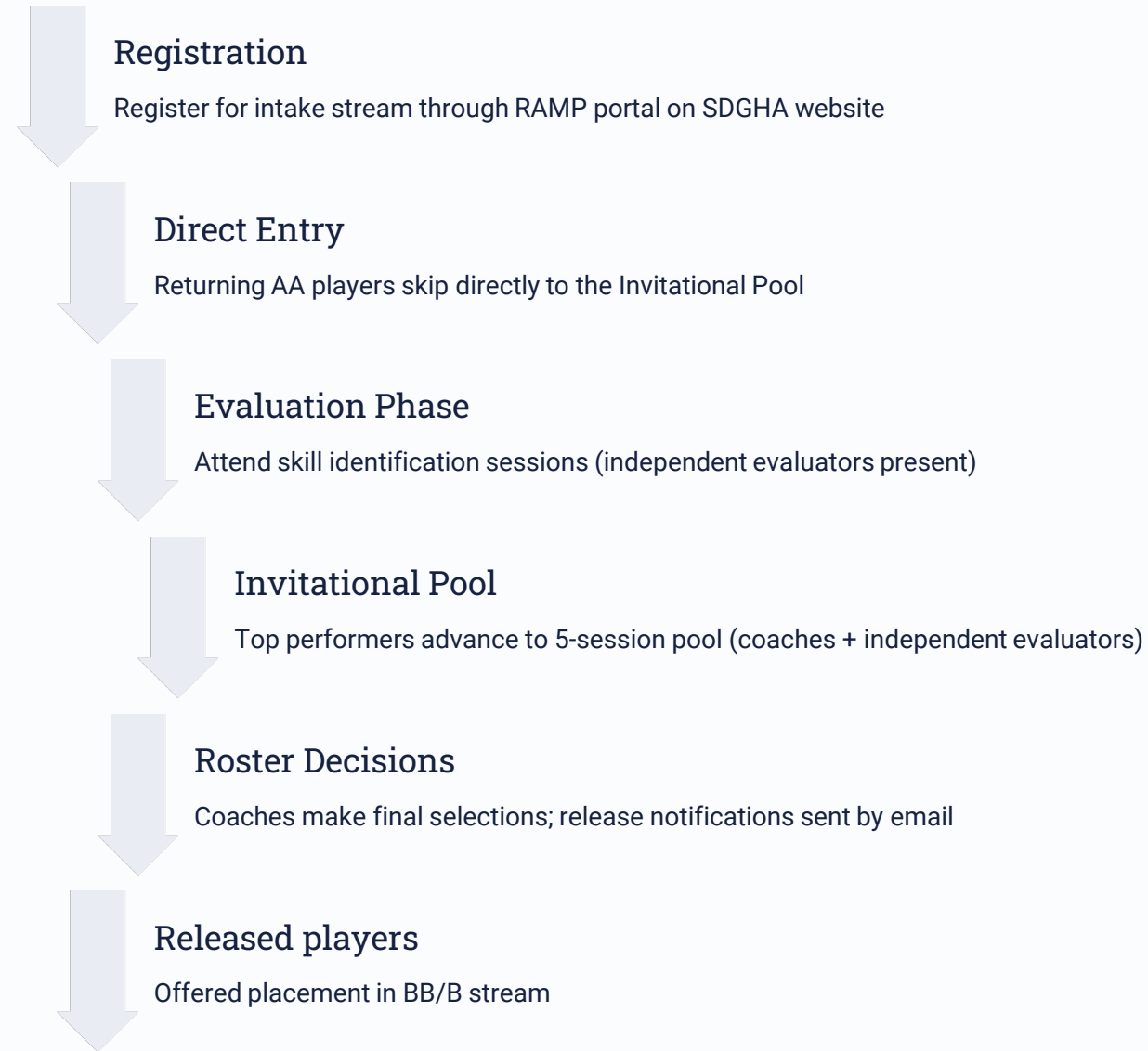
Model Overview: Three Phases



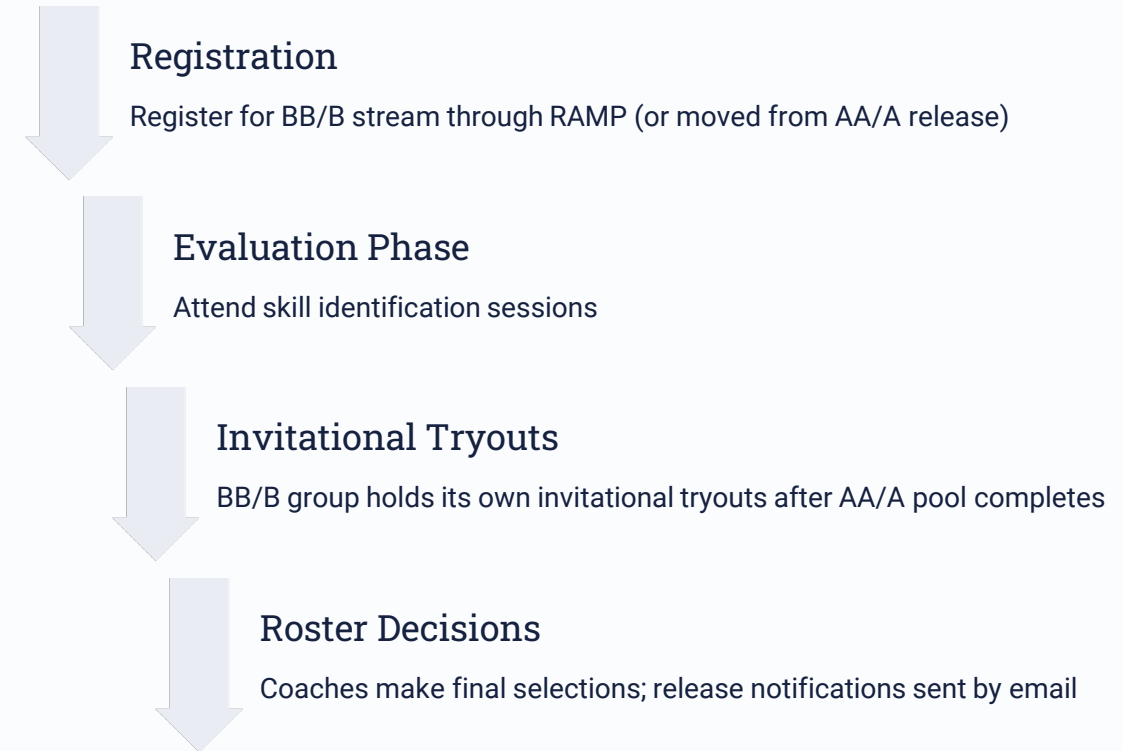
This model aligns with the **Hockey Canada Player Pathway** by implementing an intake evaluation phase, followed by a focused invitational final selection, utilizing board-approved **paid independent evaluators** to ensure an objective, data-driven selection process. Each phase narrows the field with greater precision – ensuring every player is evaluated against appropriate peers in a safe, structured environment.

The Player & Family Journey

AA/A Stream



BB/B Stream



Independent evaluators are present throughout the Evaluation Phase and Invitational Pool to ensure a fair, objective process.



Phase 1: Registration by Stream

Families register for the appropriate competitive stream, ensuring players are evaluated against appropriate peers.

AA/A Stream

Targeting the top two competitive teams in the association.

BB/B Stream

Targeting the developmental representative teams.

How to Register

All registrations through the RAMP portal on the SDGHA website. Step-by-step guide under Competitive Info tab. Tryouts listed under the 2025/2026 season.

Registration Steps

1. Visit the SDGHA website and open RAMP registration portal.
2. Select the appropriate tryout package for your player's stream (AA/A or BB/B).
3. Complete registration and payment.
4. Players not registered will not be permitted on the ice.

Important Reminders

Returning AA players with Direct Entry Status must still register for the AA/A invitational package. BB/B registration packages open after the intake phase is completed. Goalies must register in the goalie package.

Phase 2: Intake Evaluation

For players **not** holding Direct Entry Status – including all imports and association transfers.

1

Skill Identification

Individual skill assessment in a structured practice format.

2

Small Area Games

Competitive small-group play to assess hockey sense and compete level.

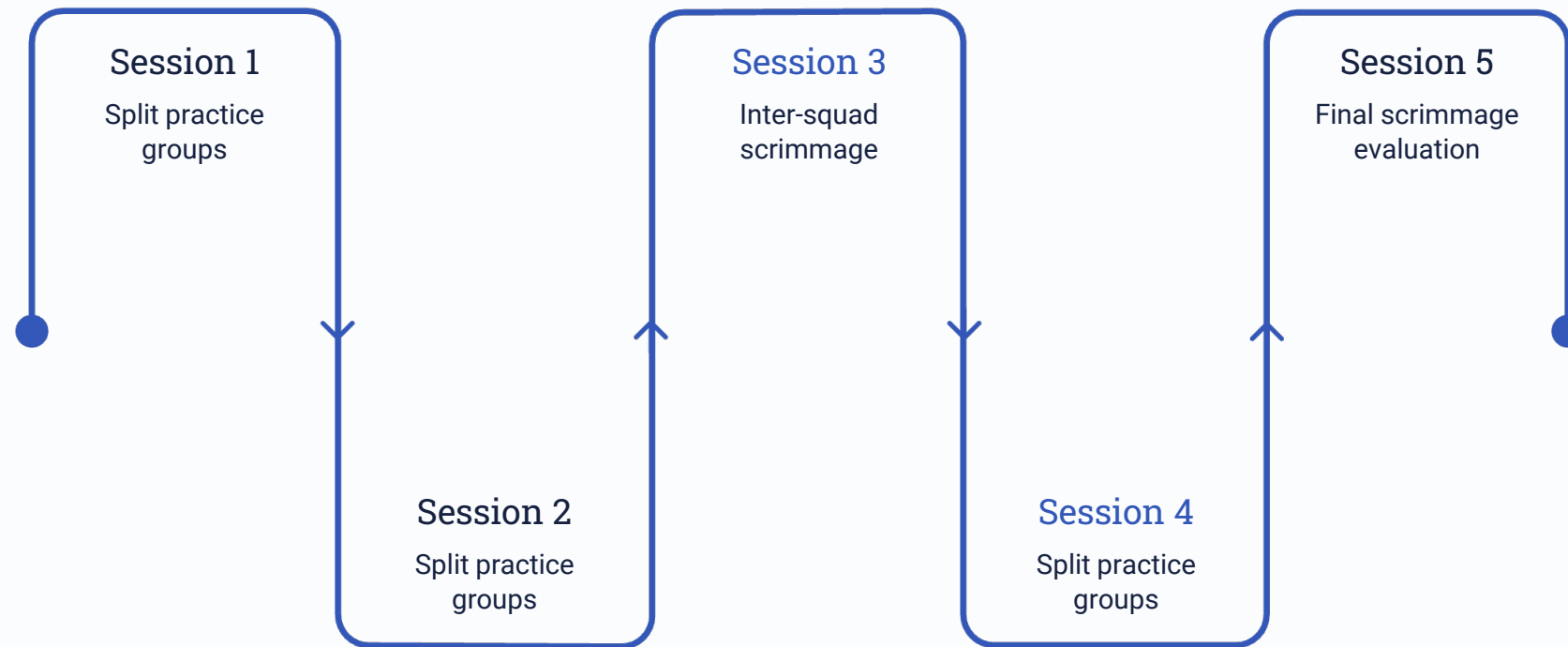
3

Inter-Squad Scrimmage

Refereed game to evaluate players in a true game environment.

This evaluation phase helps coaches and independent evaluators assess players for the invitational tryouts. Sessions are split into small groups (approximately 20–25) where numbers warrant.

Phase 3: 5-Session Invitational Pool



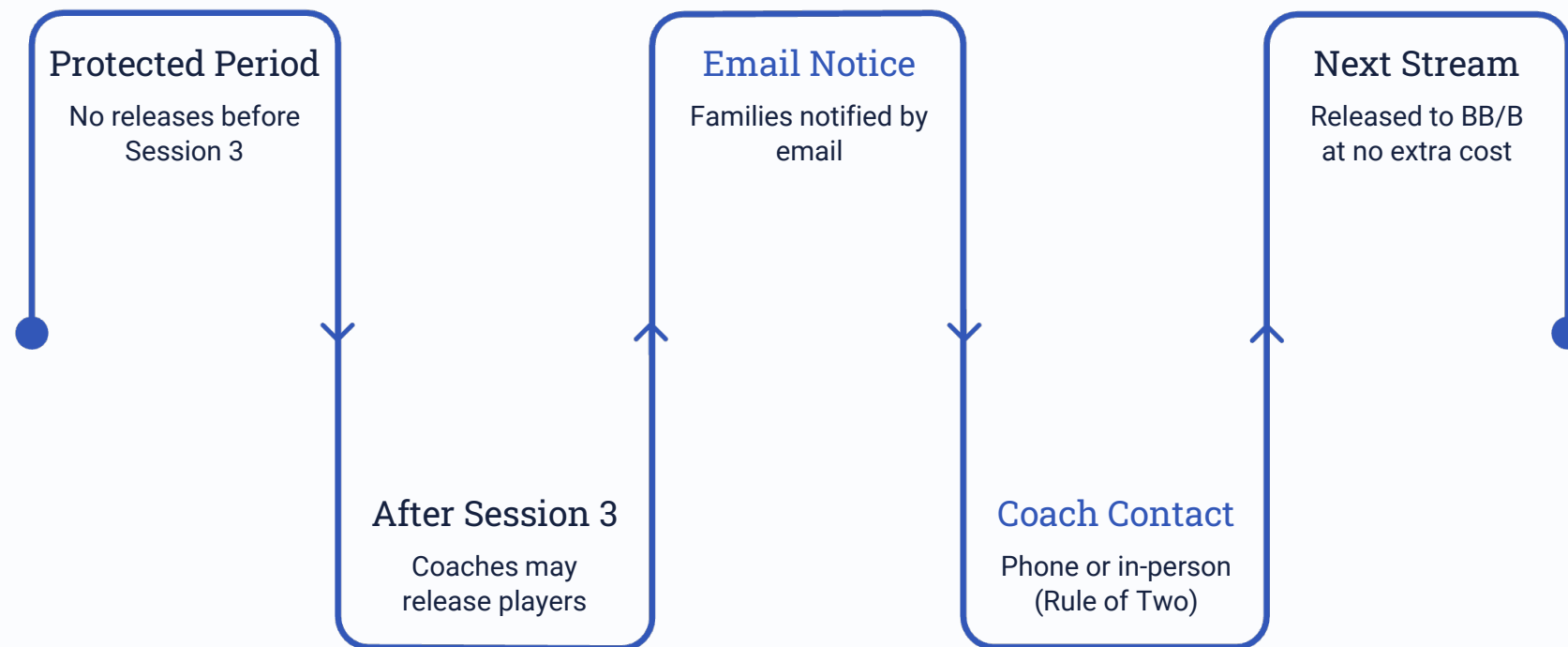
Target Pool Size

~40 skaters + 4–6 goalies (AA/A group).
Numbers determined by coach and independent evaluator based on intake performance.

Key Rules

- No releases before end of Session 3
- A player is only "released" once
- BB/B group follows after AA/A completes

How Releases Work



Communication Policy

Releases communicated by email. No lineup outside a room. SDGHA prioritizes respectful, timely communication.

Key Principles

- Protected period through Session 3
- A player is only "released" once
- Released from AA/A → invited to BB/B

Direct Entry Status

Direct entry grants a **bye through intake evaluation** – not a guaranteed roster spot. It guarantees the opportunity to compete for a spot against the top tier of candidates.

Who Qualifies?

Players who rostered on an **SDGHA AA team at the same age level** in the previous season (e.g. a player who played U15AA as a minor would be given direct entry to the invitational stream for U15AA/A in their major year).

Why?

Aligns with Hockey Canada's LTPD model and lets evaluators focus 100% on new candidates – ensuring no late bloomer is overlooked.

U18 Case Study: By the Numbers

9

Direct Entry Skaters

Returning U18 AA players entering the Invitation Pool directly.

1

Direct Entry Goalie

Returning U18 AA goalie with direct entry status.

31–36

Open Tryout Skater Spots

Available to be earned through the intake evaluation process.

3–5

Open Goalie Spots

Available in the AA/A pool for new candidates.

Players not invited to the invitational AA/A tryouts will be invited to the BB/B tryouts.



U18 Pilot Schedule at a Glance

Phase	Session	Format	Duration	Skaters
Intake	Goalie Eval	Evaluation	1.0 hr	8–10
Intake	1A/1B/1C	Practice	1.0 hr each	20–24
Intake	2A/2B/2C	Practice	1.0 hr each	20–24
Intake	3A/3B	Intrasquad Game	1.5 hr each	30–35
AA/A Pool	1A–5	Practice + Games	1.0–1.5 hr	15–45
BB/B Pool	1A–5	Practice + Games	1.0–1.5 hr	15–45

Total pilot hours for U18: **30 hours** (vs. 28 hours previously). U18 intake begins April 14; BB/B pool concludes May 3.



Full Schedule: U15 & U13

U15 – 15.5 Total Hours

Intake: Goalie eval + 3 sessions (Apr 14–18)

AA/A Pool: 5 sessions (Apr 20–26)

Note: Only 2 teams anticipated for 2026–27.

U11 – 12.0 Total Hours

No intake phase. AA pool: 5 sessions (Apr 17–22). A pool: 5 sessions (Apr 25–28).

U13 – 24.5 Total Hours

Intake: Goalie eval + 5 sessions (Apr 14–18)

AA/A Pool: 5 sessions (Apr 20–26)

BB/B Pool: 5 sessions (Apr 28–May 3)


U9 – 5.0 Total Hours

5 sessions (Apr 17–22). Single team format with intrasquad game in final session.

Proposed Pay-Per-Phase Model

The 2026–27 pilot shifts to a **pay-per-phase** structure for U18, U15, and U13 – priced at **\$25 per tryout skate**.

Division	Birth Years	Fee
U18/U15/U13 Intake	Various	\$75
U18/U15/U13 Team 1,2	Various	\$125
U18/U15/U13 Team 3,4	Various	\$125*

 *Players released from Team 1,2 tryouts do NOT pay an additional \$125 for Team 3,4 tryouts.

The Role of Independent Evaluators



No Conflicts

Evaluators must have no direct conflict of interest in the division being evaluated.



Standardized Scoring

Objective rubrics compared against coaches' tactical observations. Coaches retain final say on roster selection.



Goalie Specialist

A dedicated goalie evaluator attends at least 2 tryout sessions per division.

Alignment with SDGHA Mission

This model fosters a positive environment for female athletes by:

→ Placing athletes in tiers where they **touch the puck frequently** and build confidence against appropriate peers.

→ Providing **enhanced evaluation time** and neutral oversight for a truly objective process.

→ Giving families a **clear, documented path** for advancement.

Evidence: What Other Associations Do

Ottawa Girls Hockey

"Initial evaluation" filters reduce group sizes for final selections.

Oakville Hornets

Tiered invitational system – players invited back to subsequent sessions.

Whitby Wildcats

Pod-based evaluation for manageable on-ice observation and scoring accuracy.

Nepean Girls Hockey

Sorts players into tiered groups early to maximize puck touches per player.

Kitchener Minor Hockey

Follows Hockey Canada pathway strictly – no cuts during first three sessions of a tier.

Toronto Leaside Girls

High-performance evaluation pool where AA and A coaches collaborate on a single group simultaneously.

Impact Summary



Reduced Uncertainty

A defined, time-bound process replaces the drawn-out waterfall release method, giving families and athletes faster, clearer outcomes.




Structured, Focused Groups

The intake evaluation pre-screens players so invitational sessions feature structured, skill-appropriate groups on the ice.



Enhanced Player Visibility

Fewer skaters per session means more puck touches, more repetitions, and more meaningful data for each player's assessment.



Quality Evaluations

Evaluators can focus on nuanced, qualitative observations with structured group sizes throughout the process.



Independent Oversight

Board-selected independent evaluators support the integrity of the process, ensuring fairness while coaches retain final roster authority.

Model Evaluation & Future Decisions



Post-pilot
Survey

Board Review

How We'll Measure Success

A survey of parents and participating coaches will evaluate the efficacy of this model following the pilot season.

Results will be brought to the SDGHA Board and participating coaches to inform any recommended changes and the potential future use of this model.