



Last Updated: November 2022

Score Reporting

All team coaches or team managers are responsible for ensuring the game score immediately following your Saturday game(s) via handheld device. Winning teams are responsible for uploading/providing the scoresheet.

- U11 / U13 / U15 Seeding Round Games and U18 Playoff games are needed right away to review scores and to build a schedules for the next weekend's games.
- Additionally it's needed to schedule and assign referees in a timely fashion.
- Your attention to score reporting is absolutely critical for the league to function efficiently and effectively.
- Before you login to report your game score(s), please take a photo of your "gamesheet", as you can upload a picture of the "gamesheet" when recording your score.
- CMBA thanks you in advance for entering your scores on-line.

Score Reporting Instructions:







1. From mobile device or laptop, go to www.cmba.ab.ca (Note - you should always enter game scores from CMBA site directly)
2. Login with your Team Management Portal credentials you have received from your zone
3. On the left hand navigation click on **League Games**
4. Click on the green "enter gamesheet" icon next to the game you are entering your scores for (See League Games image below)

League Games

Game Type: All | Month: October | Year: 2018

View

Quick Search

#	Date	Home	Visitor	Court	Finished	Verified	
80108	10/06/2018	Sparks	Liberty	Bishop Grandin High School	Yes		 
80110	10/13/2018	Mystics	Sparks	MidSun Elem/Jnr High	No		 
80115	10/27/2018	Wings	Sparks	Robert Thirsk High School	No		 



5. Enter game scores and check off game is finished (See Game Sheet image below)

Gamesheet

[Back to Games](#)

Season	2018-2019 League
Game #	80108
Date	10/6/2018 10:30 AM to 12:00 PM
Home	High School Prep - Sparks
Visitor	High School Prep - Liberty
Location	Bishop Grandin High School

Sparks (Home) Score

Liberty (Visitor) Score

Live Scores

Overtime

Game is Finished

6. Scroll down to **Games Files**, choose the image you have taken of your game sheet and click on **Upload File**

Game Files

Upload File

File
 No file chosen

File Type: Other Type: Notes:

Current Files

No Records Found