



HOW TO USE RAMP

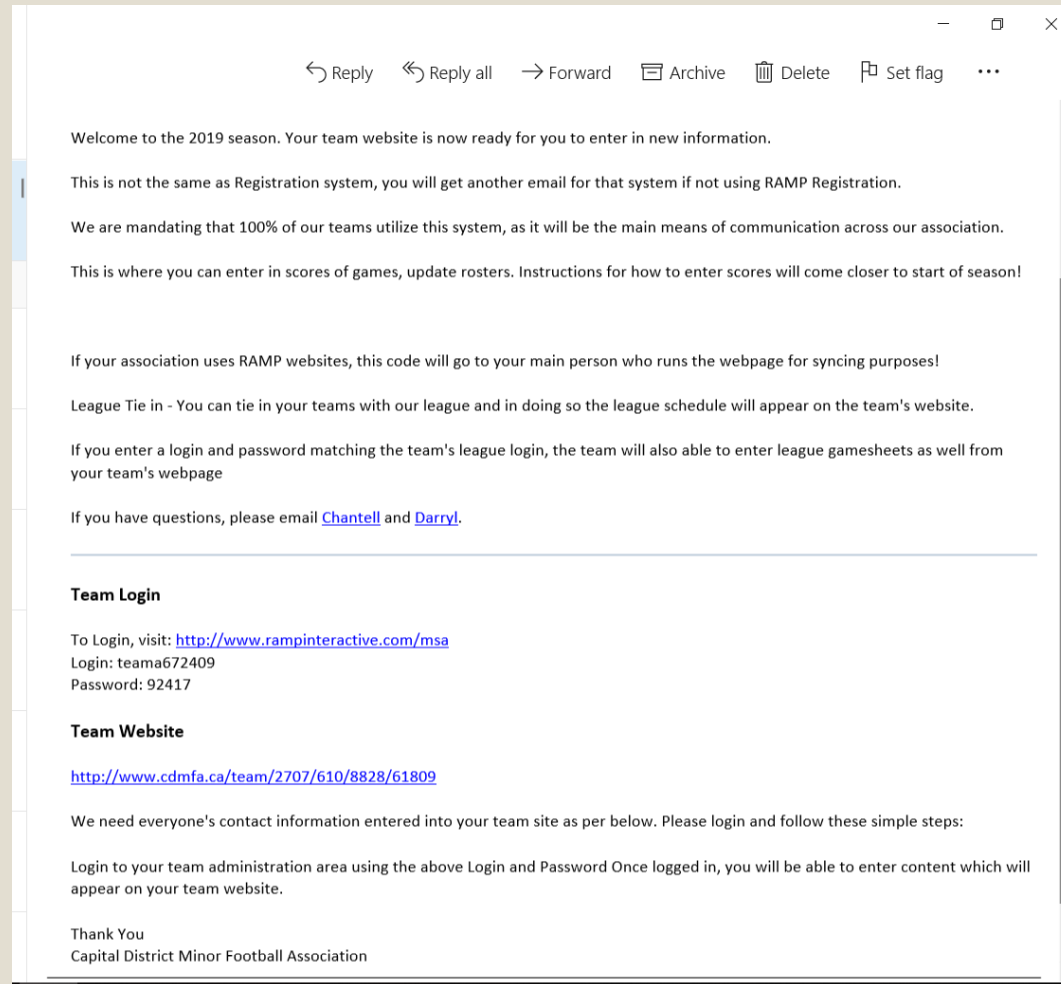
For Teams in the CDMFA League



YOU CAN USE RAMP ON
YOUR COMPUTER OR YOUR
SMART PHONE!

ALL YOU NEED IS A LOGIN
AND PASSWORD.

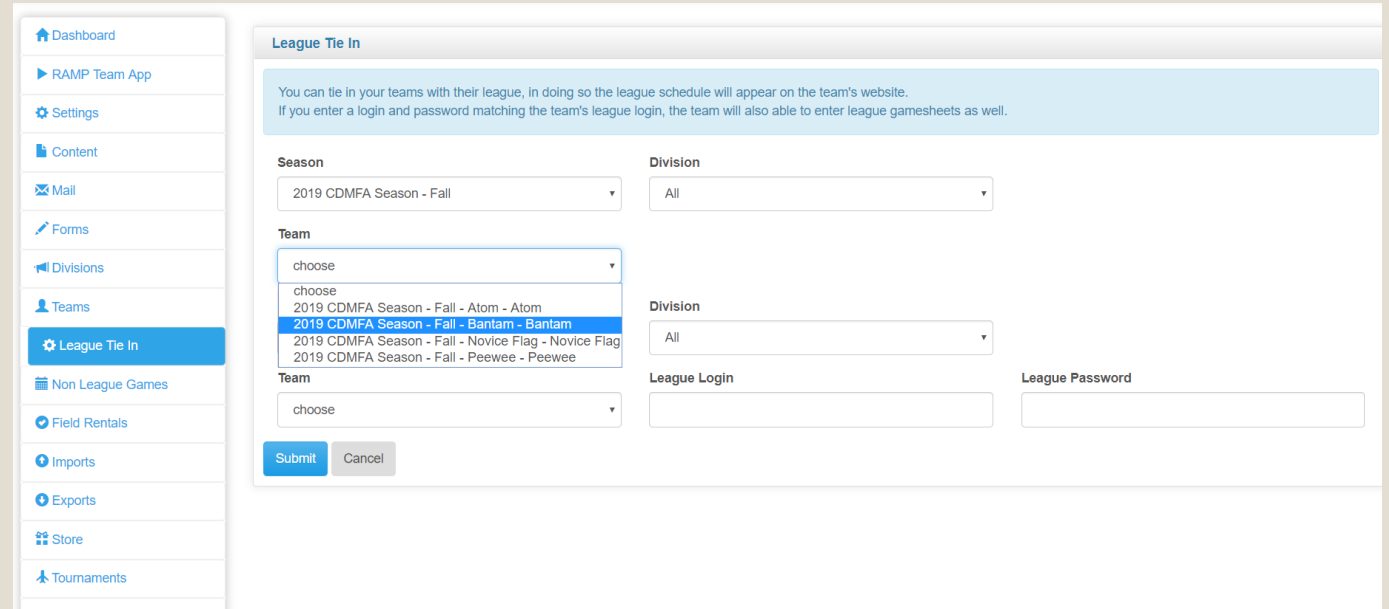
System Email



- Your Association's league contact will be sent a system email that looks like this
- If using RAMP as your webpage, this email will be sent to your associations webmaster.
- If not using RAMP, this email should be sent to the teams management, be it coach or manager
- Save your team login and password!

If your Association uses RAMP

- Go League Tie-in
- Select the season, team and division
- Enter in the login/password from email and click submit and/or sync.
- Refresh page



The screenshot shows the RAMP web interface. On the left is a sidebar menu with options: Dashboard, RAMP Team App, Settings, Content, Mail, Forms, Divisions, Teams, League Tie In (highlighted), Non League Games, Field Rentals, Imports, Exports, Store, and Tournaments. The main content area is titled 'League Tie In'. It contains a light blue informational box stating: 'You can tie in your teams with their league, in doing so the league schedule will appear on the team's website. If you enter a login and password matching the team's league login, the team will also be able to enter league gamesheets as well.' Below this, there are two sets of dropdown menus. The first set has 'Season' (2019 CDMFA Season - Fall) and 'Division' (All). The second set has 'Team' (a dropdown menu with options: choose, 2019 CDMFA Season - Fall - Atom - Atom, 2019 CDMFA Season - Fall - Bantam - Bantam (highlighted), 2019 CDMFA Season - Fall - Novice Flag - Novice Flag, 2019 CDMFA Season - Fall - Pee wee - Pee wee) and 'Division' (All). At the bottom, there are 'League Login' and 'League Password' text input fields, and 'Submit' and 'Cancel' buttons.

Submit
Cancel
Remove Team Sync

Copy Players

Move players by selecting player(s) and click on the directional buttons.
To select multiple players, hold CTRL (to select multiple individuals) or Shift to select a group of players.

Capital District Minor Football Association - Stony Plain Bombers

Field Staff 3

←
→

Stony

Aust
Harr
Max
Eth
Darr
Anth
Ryla
Park
Eval
Jain
Cha
Chri
Field
Field
Field
Field
Field
Jays
Kad
Oliv

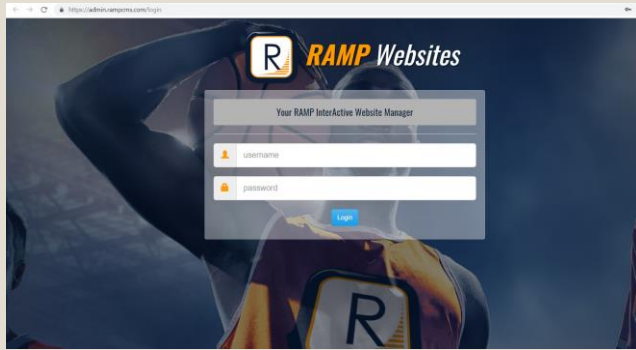
Copy Players

- Once page is refreshed, scroll down to copy players
- Use the arrow buttons to move players from your team to the Capital District box
- Once complete, hit copy players.
- Your team is now officially sync'd with CDMFA webpage.
- All games will show up on your Associations team webpage.
- You can enter scores from your Home webpage without having to visit CDMFA webpage.
- Your roster will now also be present on the CDMFA webpage.

If your Association is NOT using RAMP



- Please visit www.cdmfa.ca
- Go to the top left hand corner, if on a computer and click “Admin Login”
- If using a smart phone, it will also be on the top left corner



Team Login

To Login, visit: <http://www.rampinteractive.com/msa>

Login: teama672409

Password: 92417

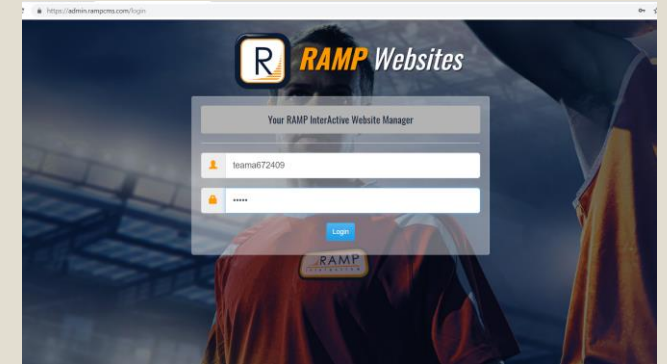
Team Website

<http://www.cdmfa.ca/team/2707/610/8828/61809>

We need everyone's contact information entered into your team site as per below. Please login and follow these simple steps:

Login to your team administration area using the above Login and Password Once logged in, you will be able to enter content which will appear on your team website.

Thank You
Capital District Minor Football Association



To Login

- Refer back to system email that was sent out.
- This is where you will enter Team Login
- Please save Team Login info!

Welcome to your NEW Team Webpage through CDMFA RAMP webpage!

The screenshot shows the CDMFA RAMP Team App management dashboard. At the top, a blue header bar contains the text "Capital District Minor Football Association" on the left, and "Change Theme / Skin", "View Website", and "Sign Out (teama672409)" on the right. Below the header, a left sidebar lists navigation options: Dashboard, RAMP Team App, Settings, Staff Members, League Games, League Players, Assignments, Contact List, Print Labels, and Sign Out. The main content area has a breadcrumb trail: "Capital District Minor Football Association / 2019 / Bantam / TEST ONLY / Team A". It features a grid of eight buttons: Email Team, Practices, Games, Events, Team Contact List, Players, Staff, and News Articles. Below this grid is a section titled "RAMP Team App" with the following text: "The RAMP Team APP is now live. If you do not have a subscription, or your association has not purchased a subscription on your behalf, you can purchase it here. We have an introductory price cut of 50% for the launch of the app from \$50/year to \$25/year!". This is followed by two bullet points: "Google Play" and "iTunes App Store". Below the links, there is a paragraph: "RAMP Team App, stay connected to your team with our new app! An easy to use, simple tool to manage your event schedules, RSVP, communicate and share your moments. After you purchase a subscription, there are 2 ways to start getting the app to your players and staff." and a numbered list of instructions for getting the app.

Capital District Minor Football Association / 2019 / Bantam / TEST ONLY / Team A

Change Theme / Skin View Website Sign Out (teama672409)

Dashboard RAMP Team App Settings Staff Members League Games League Players Assignments Contact List Print Labels Sign Out

Email Team Practices Games Events Team Contact List Players Staff News Articles

RAMP Team App

The RAMP Team APP is now live. If you do not have a subscription, or your association has not purchased a subscription on your behalf, you can purchase it here. We have an introductory price cut of 50% for the launch of the app from \$50/year to \$25/year!

- Google Play
- iTunes App Store

RAMP Team App, stay connected to your team with our new app! An easy to use, simple tool to manage your event schedules, RSVP, communicate and share your moments. After you purchase a subscription, there are 2 ways to start getting the app to your players and staff.

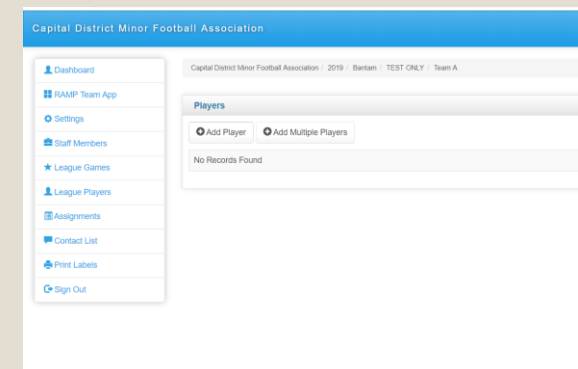
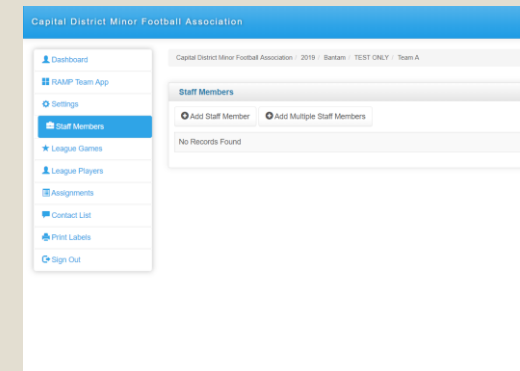
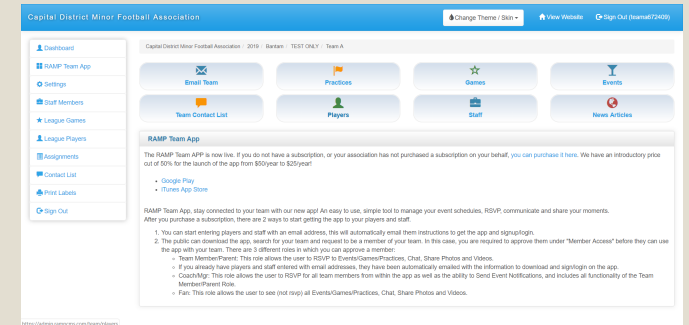
1. You can start entering players and staff with an email address, this will automatically email them instructions to get the app and signup/login.
2. The public can download the app, search for your team and request to be a member of your team. In this case, you are required to approve them under "Member Access" before they can use the app with your team. There are 3 different roles in which you can approve a member:
 - Team Member/Parent: This role allows the user to RSVP to Events/Games/Practices, Chat, Share Photos and Videos.
 - If you already have players and staff entered with email addresses, they have been automatically emailed with the information to download and sign/login on the app.
 - Coach/Mgr: This role allows the user to RSVP for all team members from within the app as well as the ability to Send Event Notifications, and includes all functionality of the Team Member/Parent Role.
 - Fan: This role allows the user to see (not rsvp) all Events/Games/Practices, Chat, Share Photos and Videos.

- From here you can run your team for the season
- Email
- Print Rosters
- Create events
- Add Practices
- Create assignments i.e. Juice parents or stick crew for Home games etc.

Adding Players and Staff

On main dashboard page, click “Players” or on left side bar “Staff Members”

You may add one at a time or multiple at a time



Adding Multiple

- Click add Multiple
- Enter in Jersey number, First Name, Last Name and Email address
- Scroll down to bottom of screen and click submit
- Repeat till full roster or all staff are entered into the system

District Minor Football Association

Change Theme / Skin - View Website Sign Out (team672409)

Dashboard
MP Team App
Stats
Members
League Games
League Players
Signments
Contact List
Print Labels
Sign Out

Capital District Minor Football Association / 2019 / Bantam / TEST ONLY / Team A

Create Players

First and Last name are required or the row will be skipped.
If you choose to **Hide** the player, they will not appear publicly on your website.

	Jersey #	First Name	Last Name	Email	Hide
1	<input type="text"/>	<input type="text"/>	<input type="text"/>	<input type="text"/>	<input type="checkbox"/>
2	<input type="text"/>	<input type="text"/>	<input type="text"/>	<input type="text"/>	<input type="checkbox"/>
3	<input type="text"/>	<input type="text"/>	<input type="text"/>	<input type="text"/>	<input type="checkbox"/>
4	<input type="text"/>	<input type="text"/>	<input type="text"/>	<input type="text"/>	<input type="checkbox"/>
5	<input type="text"/>	<input type="text"/>	<input type="text"/>	<input type="text"/>	<input type="checkbox"/>
6	<input type="text"/>	<input type="text"/>	<input type="text"/>	<input type="text"/>	<input type="checkbox"/>
7	<input type="text"/>	<input type="text"/>	<input type="text"/>	<input type="text"/>	<input type="checkbox"/>

District Minor Football Association

Change Theme / Skin - View Website Sign Out (team672409)

Dashboard
MP Team App
Stats
Members
League Games
League Players
Signments
Contact List
Print Labels
Sign Out

Capital District Minor Football Association / 2019 / Bantam / TEST ONLY / Team A

Create Players

First and Last name are required or the row will be skipped.
If you choose to **Hide** the player, they will not appear publicly on your website.

	Jersey #	First Name	Last Name	Email	Hide
1	1	Johnny	1	johnny@	<input type="checkbox"/>
2	2	Joe	2	joe@	<input type="checkbox"/>
3	3	billy	3	billy@	<input type="checkbox"/>
4	<input type="text"/>	<input type="text"/>	<input type="text"/>	<input type="text"/>	<input type="checkbox"/>
5	<input type="text"/>	<input type="text"/>	<input type="text"/>	<input type="text"/>	<input type="checkbox"/>
6	<input type="text"/>	<input type="text"/>	<input type="text"/>	<input type="text"/>	<input type="checkbox"/>
7	<input type="text"/>	<input type="text"/>	<input type="text"/>	<input type="text"/>	<input type="checkbox"/>

22	<input type="text"/>	<input type="text"/>	<input type="text"/>
23	<input type="text"/>	<input type="text"/>	<input type="text"/>
24	<input type="text"/>	<input type="text"/>	<input type="text"/>
25	<input type="text"/>	<input type="text"/>	<input type="text"/>

Submit Cancel Cancel

The screenshot displays the 'Capital District Minor Football Association' website. The top navigation bar is blue with links for 'Change Theme / Skin', 'View Website', and 'Sign Out'. A left sidebar contains a menu with options: Dashboard, RAMP Team App, Settings, Staff Members (highlighted), League Games, League Players, Assignments, Contact List, Print Labels, and Sign Out. The main content area shows a breadcrumb trail: 'Capital District Minor Football Association / 2019 / Bantam / TEST ONLY / Team A'. Below this is the 'Staff Members' form, which includes input fields for First Name, Last Name, Position, Email, and Phone. There are also checkboxes for 'Hide on Website' and 'Hide Contact Info on Website'. At the bottom of the form are 'Submit' and 'Cancel' buttons.

Capital District Minor Football Association

Change Theme / Skin View Website Sign Out

Capital District Minor Football Association / 2019 / Bantam / TEST ONLY / Team A

Staff Members

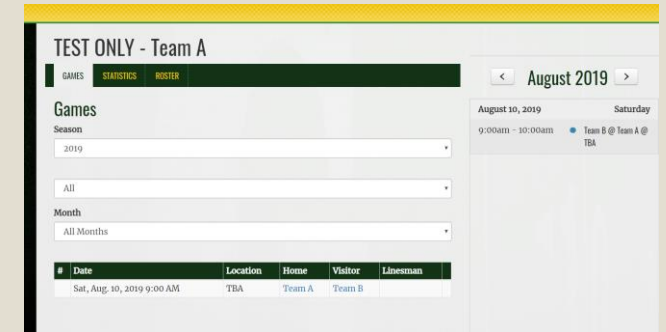
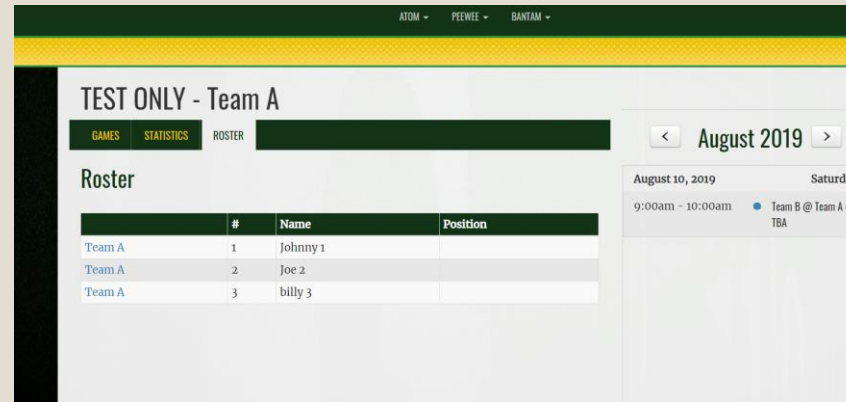
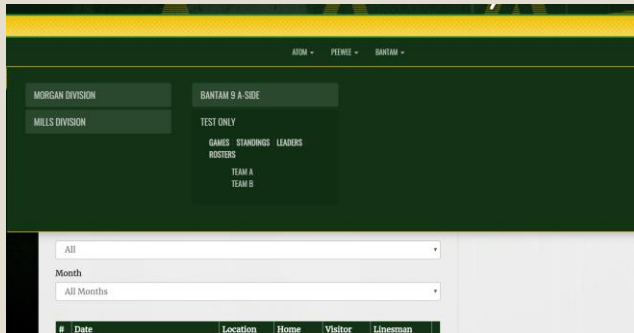
First Name Last Name

Position Email Phone

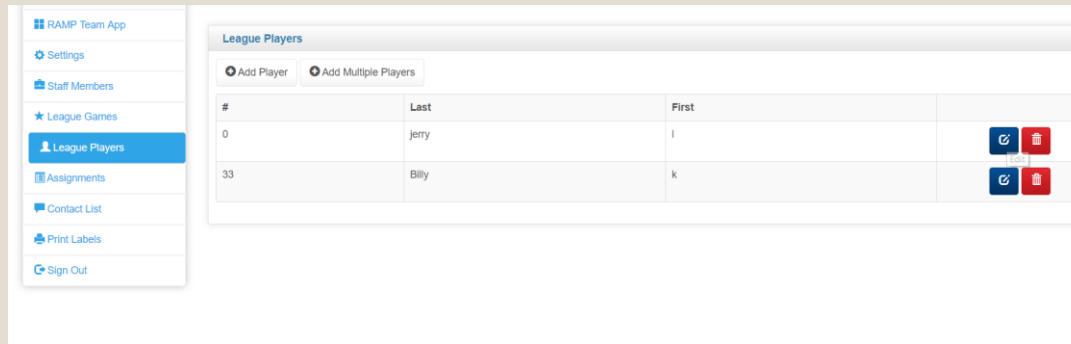
☐ Hide on Website ☐ Hide Contact Info on Website

Submit Cancel

IF ENTERING ONE AT A TIME, ENTER IN ALL INFO THAT IS REQUESTED.
NOTE - YOU CAN HIDE CONTACT INFO, SO NO EMAILS OR PHONE NUMBERS APPEAR
ON THE WEBSITE.



- Once completed, you will be able to view all the information on the public side of webpage.
- Click Division then the subdivision and find your team.
- Can view rosters, staff and games from here



You can add more information to Players.

The screenshot shows the RAMP Team App interface with the 'League Players' edit form. The sidebar menu is the same as the previous screenshot. The main area is titled 'League Players' and contains a form with the following fields: Jersey # (0), First Name (l), Last Name (jerry), Email (jerry@hotmail.com), DOB (MM/DD/YYYY), Position, Height (ft), Height (inch), Weight (lbs), Shoots (dropdown), Rank (C/A) (default), Hometown, Affiliated (AP), Rookie, Injured, Suspended, Reserve, Import, Committed, Hide from Public, and Bio. The form has a Submit button and a Cancel button.

By clicking League Players, select the edit button for specific player and then fill out all the information you want to add.

The screenshot shows the RAMP Team App interface with the 'Optional Contacts' form. The form has a Bio field and a Submit button. Below the Bio field is a section titled 'Optional Contacts' with a table of Name, Email, and Phone fields. There are four rows of these fields. The form has a Submit button and a Cancel button.

Remember to click on Submit when done!

RAMP Team App

Settings

Staff Members

★ League Games

League Players

Assignments

Contact List

Print Labels

Sign Out

Contact List

Export & Download

#	Last	First	Position	Email
0	jerry	I		jerry@hotmail.com
33	Billy	k		

RAMP Team App

Settings

Staff Members

★ League Games

League Players

Assignments

Contact List

Print Labels

Sign Out

Settings

- The email reply to is an email address that is set as the return address for all the emails sent out by the system (i.e. Game, Practices, News, Events,
- The email address is also used for RAMP Team App notifications, ie: when somebody requests to join your team.
- If you want to change your password, enter it twice below, otherwise just leave it blank for no change.

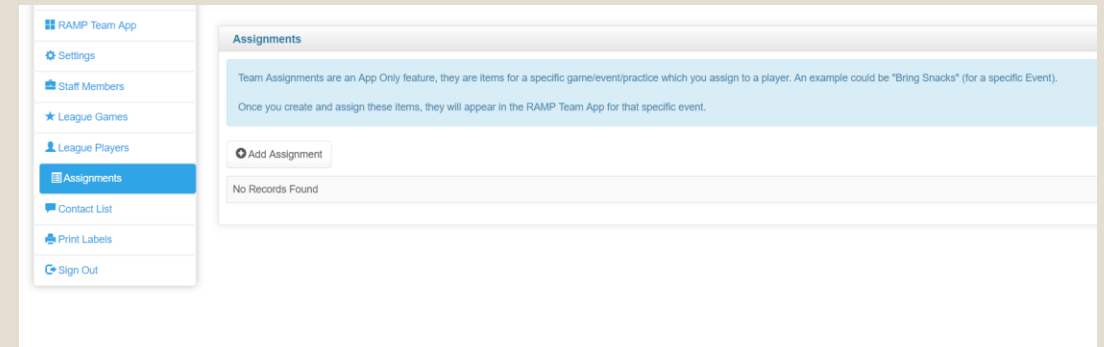
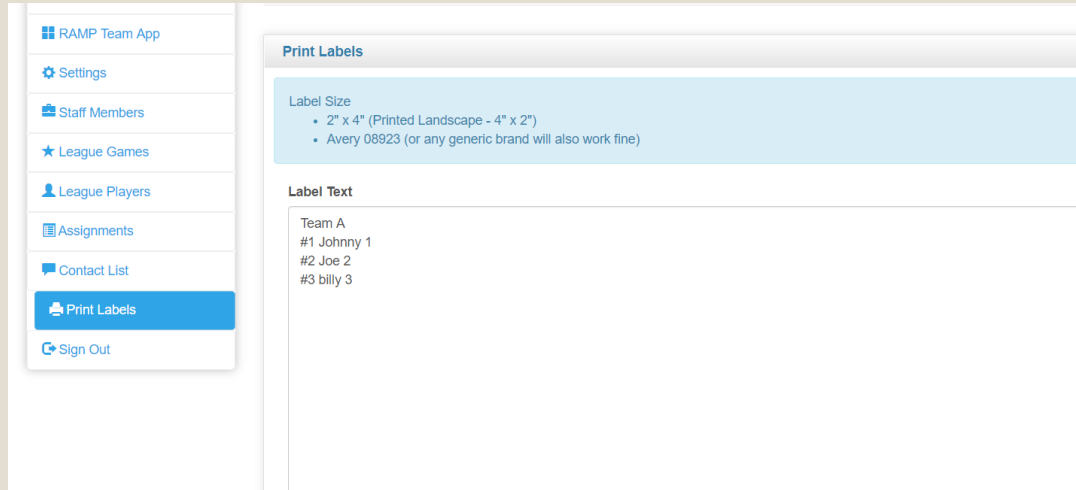
Email Reply To

New Password

Confirm Password

Submit

You can change your settings and download a contact list.



Print off Rosters and Create Assignments.

Using the Dashboard, you can email your team.

Either use Email or News Articles

The screenshot displays the administrative dashboard for the Capital District Minor Football Association. The top navigation bar includes the association name, a theme/skin selector, and links to view the website or sign out. A left sidebar lists various management tools. The main content area features a grid of quick-action buttons and a detailed announcement for the RAMP Team App.

Capital District Minor Football Association | Change Theme / Skin | View Website | Sign Out (teama672409)

Capital District Minor Football Association / 2019 / Bantam / TEST ONLY / Team A

Quick Actions:

- Email Team
- Practices
- Games
- Events
- Team Contact List
- Players
- Staff
- News Articles

RAMP Team App

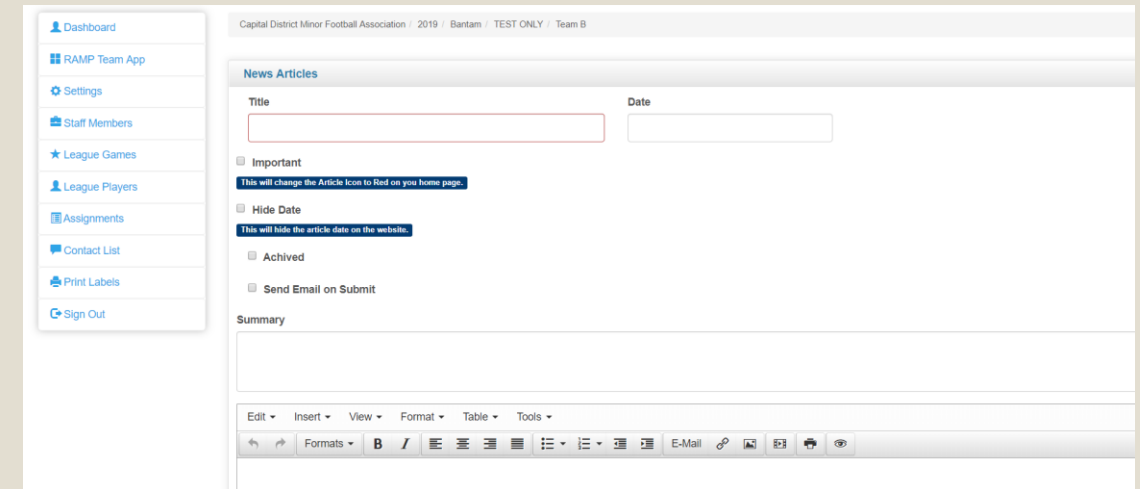
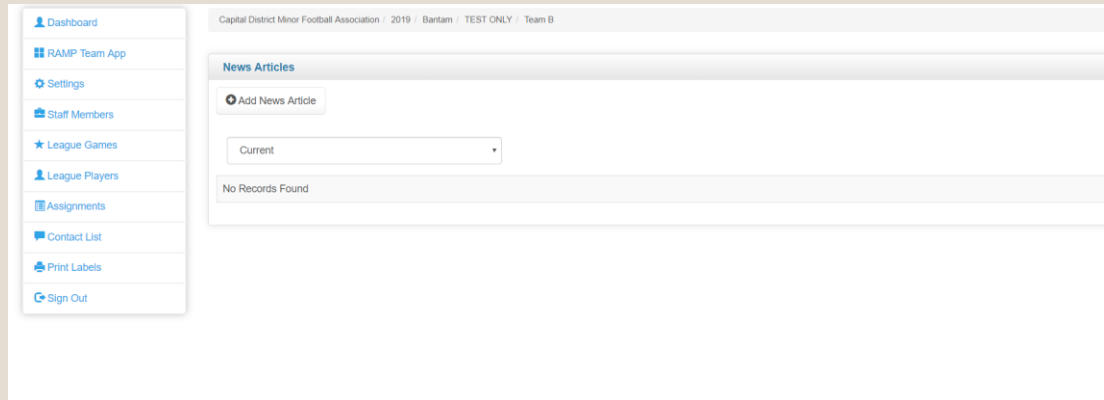
The RAMP Team APP is now live. If you do not have a subscription, or your association has not purchased a subscription on your behalf, [you can purchase it here](#). We have an introductory price out of 50% for the launch of the app from \$50/year to \$25/year!

- [Google Play](#)
- [iTunes App Store](#)

RAMP Team App, stay connected to your team with our new app! An easy to use, simple tool to manage your event schedules, RSVP, communicate and share your moments. After you purchase a subscription, there are 2 ways to start getting the app to your players and staff.

1. You can start entering players and staff with an email address, this will automatically email them instructions to get the app and signup/login.
2. The public can download the app, search for your team and request to be a member of your team. In this case, you are required to approve them under "Member Access" before they can use the app with your team. There are 3 different roles in which you can approve a member:
 - Team Member/Parent: This role allows the user to RSVP to Events/Games/Practices, Chat, Share Photos and Videos.
 - If you already have players and staff entered with email addresses, they have been automatically emailed with the information to download and sign/login on the app.
 - Coach/Mgr: This role allows the user to RSVP for all team members from within the app as well as the ability to Send Event Notifications, and includes all functionality of the Team Member/Parent Role.
 - Fan: This role allows the user to see (not rsvp) all Events/Games/Practices, Chat, Share Photos and Videos.

<https://admin.rampcms.com/team/players>



News Articles

- Click “Add News Article”
- Create title and add a date
- If emailing the team, checkmark “Send Email on Submit”
- News Articles will appear on your teams webpage where as Emails will not

League Games

The screenshot shows the Capital District Minor Football Association website. The top navigation bar includes links for 'Change Theme / Skin', 'View Website', and 'Sign Out (teama672409)'. The left sidebar contains a menu with options: Dashboard, RAMP Team App, Settings, Staff Members, League Games (highlighted), League Players, Assignments, Contact List, Print Labels, and Sign Out. The main content area is titled 'League Games' and features filters for 'Game Type' (All), 'Month' (August), and 'Year' (2019). A 'View' button is present. Below the filters is a 'Quick Search' bar. A table displays game data with columns: #, Date, Home, Visitor, Field, Finished, Verified, and a legend icon. The table shows one game on 08/10/2019 between Team A and Team B at TBA, which is not finished. A legend box on the right explains the icons: Print Blank Gamesheet, View Team Roster Photos, Verify Gamesheet, Enter Gamesheet, Edit, and Trash.

#	Date	Home	Visitor	Field	Finished	Verified	
	08/10/2019	Team A	Team B	TBA	No		

Legend

- Print Blank Gamesheet
- View Team Roster Photos
- Verify Gamesheet
- Enter Gamesheet
- Edit
- Trash

- Clicking on League Games will bring up your schedule of games
- The legend is there to explain what the various buttons do
- Home team will edit game and Visiting team will verify game

Roster

[Add Player](#) [Update Roster](#)

After you select your roster, don't forget to click Update Roster

Team A

<input type="checkbox"/>	Jersey	Last	First
<input checked="" type="checkbox"/>	1	1	Johnny
<input type="checkbox"/>	2	2	Joe
<input checked="" type="checkbox"/>	3	3	billy

Team B

<input checked="" type="checkbox"/>	Jersey	Last	First
<input checked="" type="checkbox"/>	10	billy	b
<input checked="" type="checkbox"/>	14	Jerry	5
<input checked="" type="checkbox"/>	18	JOEY	4
<input checked="" type="checkbox"/>	8	Johnny	2

[Update Roster](#)

Touchdowns

[Add Home Touchdown](#) [Add Visitor Touchdown](#) [Update Touchdowns](#)

[Contact List](#)
[Print Labels](#)
[Sign Out](#)

- Enter your Roster & Save
- Once your roster is saved, you will be able to enter Touchdowns, Sacks and Interceptions.
- Live Scoring lets the public view the Gamesheet as the game is happening

Team A (Home) Score

Team B (Visitor) Score

☐ Live Scores

☐ Game is Finished

Roster

[Add Player](#) [Update Roster](#)

After you select your roster, don't forget to click Update Roster

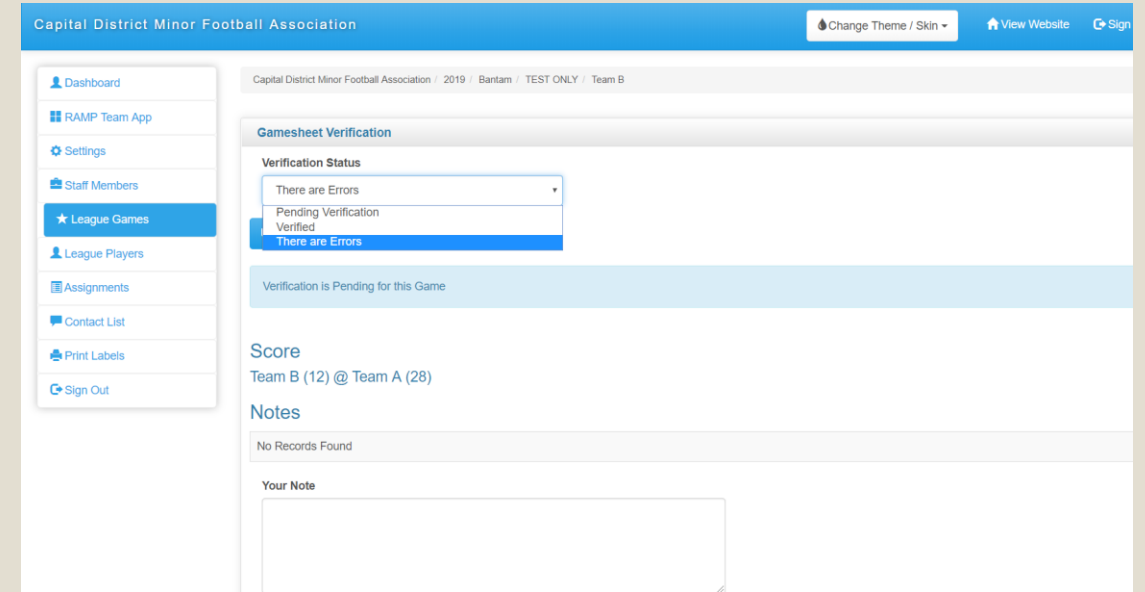
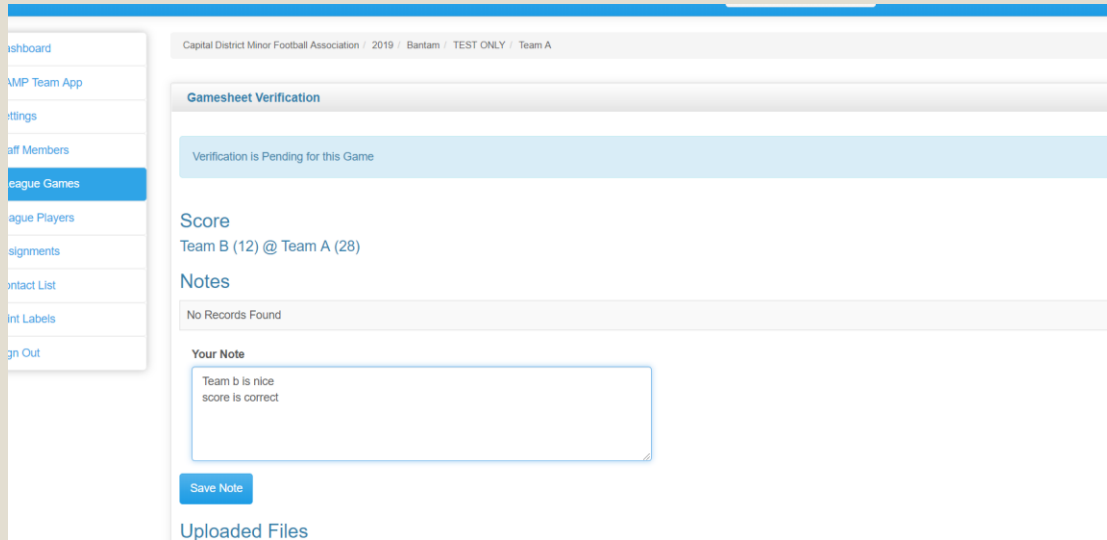
Team A

<input type="checkbox"/>	Jersey	Last	First
<input checked="" type="checkbox"/>	1	1	Johnny
<input type="checkbox"/>	2	2	Joe
<input checked="" type="checkbox"/>	3	3	billy

Team B

No Records Found

- HOME TEAM IS TO ENTER SCORE AND CHECKMARK ALL PLAYERS PLAYING IN THE GAME. IF A PLAYER IS NOT PLAYING, DO NOT CHECK MARK THEM.
- TEAMS WILL NEED TO EXCHANGE ROSTERS AT START OF GAME, CROSSING OFF THOSE NOT PLAYING AND MARKING THOSE WHO ARE SUSPENDED.



- Visiting team will verify the game and if needed, create a note.

Both teams and CDMFA can view the notes but only on the administration side.

Content

Mail

Forms

Categories

Divisions

Teams

League Games

League Games

Suspensions

Field Rentals

Imports

Exports

Store

Tournaments

Volunteers

Trash

Sign Out

Team Verification Status

Verified

Update Team Verification Status

This game has been verified by Team B

Club Verification Status

Verified

Update Your Verification Status

Score

Team B (18) @ Team A (22)

Notes

Date	Posted By	Note
08/10/2019 10:27 AM	Team B	Team A has score wrong Team A 22 vs Team B 18
08/10/2019 10:32 AM	Team A	Team A had a suspension - player #1
08/10/2019 10:34 AM	Capital District Minor Football Association	Team B had score right, and Team A player #1 misses next game

Your Note

- Teams have 24hrs to update game scores
 - *Atom teams will text 587-785-6833 their scores from games*
 - *Atoms and Novice Flags do not require to input games or scores into system*
- Home team enters scores and verifies rosters
- Visiting team verifies the game score and creates a note if needed
- Head Coaches will have 48 hrs to fill out a feedback form
 - *Feedback form <http://www.cdmfa.ca/form/3842>*
 - This is not a public link and is only for Head Coaches