

CALGARY UNITED SOCCER ASSOCIATION

2010 ANNUAL REPORT



PRESIDENT'S REPORT

Exciting Year in Reflection!



Did we have a summer? Weather in Calgary played havoc on our league schedule with the most rescheduled games we've had to deal with in CUSA. Our staff is to be commended for their work in getting these games rescheduled. Our 2010 Indoor Pre-Season

Cup had the most teams ever participating with 69 teams. The value of this tournament is evident by the participation and feedback.

Communication continues to improve by our 3 year old newsletter and the completion of Phase 2 of our website. The website has dramatically cut back the need for members to go to the office as we've replaced some of our old manual processes. This has reduced staff time and therefore cost. Phase 3 will generate more non fee based revenue and will open more opportunities for members to communicate within their teams and clubs.

Committees have been working really hard this year. The Competition Committees have been quite helpful in getting the needs of the leagues in front of the staff and our board. Work is still needed to get the output and outcomes to match our league needs. One of the great committee results is the referee mentoring program and the impact on retention and improvement of our referee community. We are now looking at applying this approach to our coaching community.

For the past 2 years our board has been developing a CUSA Strategic Plan with the help of the members, staff and CentrePoint. It has

culminated in many new initiatives that have been tasked to new ad hoc committees where more of our members can participate in moving CUSA forward. For example some of these new committees are tasked with team and club development, non fee based revenue generation and infrastructure development.

Finally, CUSA staff and our board have been very active in facility development this past year. Artificial turf at the Subway Soccer Centre is expected to be installed in the spring 2011. NECCS facility is on schedule and will add to our indoor and outdoor field inventory in 2011. Our FIFA standard irrigation became operational at Broadview although the weather never allowed us to test it. At the Subway Soccer Centre we are adding a Subway Franchise and have expanded our lounge so our members may view the West Field while enjoying beverages and food.

This Annual Report is a snapshot of our successes for the past year. It also serves as a vital communications tool to our members summarizing results, project status and direction our association is heading in the future. I encourage you to read this report and provide your feedback.

On behalf of the Board of Directors and our Staff, I wish you all great success in 2011.

Sincerely,

Colin Innes
President

BOARD OF DIRECTORS

PRESIDENT

Colin Innes

FIRST VICE PRESIDENT

Bill Malone

SECOND VICE PRESIDENT

Mike Oliver

TREASURER

David Inhaber, FCGA

DIRECTORS:

Angus Smith
Dave Randall (resigned)
Gene Pawlak
Kent Breedlove
Laurie Stein (resigned)
Andreas Tomaszewski
Petar Grubor
Imran Gulum (resigned)
Guy Priddle (appointed)

ADMINISTRATION

EXECUTIVE DIRECTOR

Pearl Doupe

OFFICE MANAGER

Patti Newfield

OFFICE ADMINISTRATION

Karen MacMillan
Adelle Rover
Lyric Sandhals



2010 Celebrity Match Participants



2010 ANNUAL REPORT

PROVINCIAL CHAMPIONS



Calgary Dinosaurs Major



2010.

The Calgary Dinosaurs Major completed one of their most successful seasons in the AMSL by winning the Mike Traficante Challenge Cup. The Dinosaurs went undefeated in AMSL play in

| Date | Home | Results | Visitor |
|--------|--------------------------|--------------|----------------------------|
| Oct.6 | Calgary Dinosaurs | 0 - 2 | BC Gorge F.C. |
| Oct.7 | Calgary Dinosaurs | 0 - 0 | SK Huskie United Alumni FC |
| Oct.8 | MB-Lucania FC | 0 - 1 | Calgary Dinosaurs |
| Oct.10 | Calgary Dinosaurs | 2 - 2 | ON A.E.K. London FC |
| Oct.11 | Calgary Dinosaurs | 5 - 4 | QC Royal Select Beauport |

REALITY CHECK ✓

| | |
|---|---------------------------------|
| Calgary Results at National Championships | |
| U14 Girls | Chinooks United 5 th |
| U14 Boys | NSD Rangers 2 nd |
| U16 Girls | Blizzard Threat 3 rd |
| U18 Boys | Foothills Crew 2 nd |
| Western Classic's Champions | |
| Calgary Spirit | 4 th |
| Challenge Cup | |
| Calgary Dinosaurs | 5 th |

NATIONAL CHAMPIONSHIPS



Dinosaurs in action in Charlottetown PEI

The Challenge Cup and Jubilee Shield competitions returned to the Maritimes for 2010 with the Calgary Dinosaurs and Edmonton Victoria travelling to represent Alberta.



Final Standings 2010 Challenge Cup Championships



1st PEI Churchill Arms

2nd BC Gorge F.C.

3rd NS Halifax Dunbrak

4th ON A.E.K. London FC

5th AB Calgary Dinosaurs



2010 ANNUAL REPORT



FINANCE

CUSA TREASURER:

DAVID INHABER, FCGA



In 2009 10 CUSA continued to invest into the future with contributions being made to facilities through the leagues contributions to NECCS, the Artificial Turf Project at the SUBWAY Soccer Centre and the completion of the irrigation at Broadview. These projects will see the future of suitable playing facilities into the future for CUSA Members and the Calgary Soccer Community.

FUTURE FACILITY FUND PROJECTS

| Project | Total \$ Committed | 2009 10 Investment | Balance Due |
|-----------------------|--------------------|--------------------|-------------|
| NECCS | \$160,000 | \$40,000 | \$40,000 |
| Artificial Turf @ SSC | \$250,000 | \$92,921 | \$157,079 |
| | \$410,000 | \$132,921 | \$197,079 |

FUTURE FACILITY FUND

| Per Team | Team Contribution | Fund Balance |
|----------|-------------------|--------------|
| \$200 | \$83,000 | \$292,714 |

Phase two of the Data Management Program was completed. This included the online registration process and combined with Phase three e-commerce the program has increased the level of services CUSA can provide to its membership and increased the convenience by which the membership can access the same. On line credit card payment for league fees and player transfer are two of the new services now available.

SPONSORSHIP

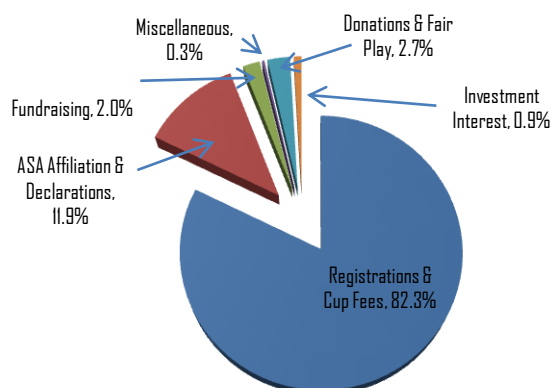
CUSA has been actively engaged in seeking third party funding for the league. While the program is still in its infancy the initial response has been favourable to the Association. In the six months ending at the March 31, 2010 fiscal year the league had secured \$11,905 in sponsorship funds. Since that time this number has been steadily increasing and many contracts are now becoming multi year commitments. The CUSA Board has established an ambitious target for 35% of CUSA revenues to be from non-fee based sources by the end of 2013, \$525,000!

HOW YOUR FEES ARE UTILIZED

CUSA league fees are currently the major source of the league's operational budget. While grants have been obtained for various capital projects membership fees and casino funds are utilized for league operations.

REVENUES

| | | |
|--------------------------------|--------------|--------|
| Registrations & Cup Fees | \$ 1,238,509 | 82.3% |
| ASA Affiliation & Declarations | \$ 178,742 | 11.9% |
| Fundraising | \$ 30,304 | 2.0% |
| Miscellaneous | \$ 4,354 | 0.3% |
| Donations & Fair Play | \$ 40,086 | 2.7% |
| Investment Interest | \$ 13,630 | 0.9% |
| | \$ 1,505,625 | 100.0% |



The CUSA Casino in August 2010 earned the league \$67,000 to be used for fields' rentals, referees fees and field

maintenance. Thank You to all the league members who assisted with this event.



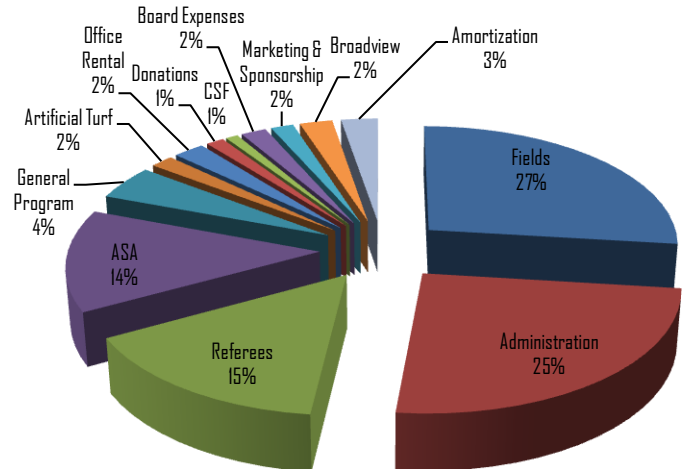
2010 ANNUAL REPORT



EXPENDITURES

The Office relocation in Jan 2010 was not originally planned for within the original budget. While moving expenses were recovered from the prior landlord the set up of new office did increase the office supplies expenses and investment in additional capital assets for the organization.

| EXPENSES | 2010 | |
|--------------------------------|--------------|--------|
| | Audit | % |
| Fields | \$ 412,499 | 26.9% |
| Administration | \$ 381,317 | 24.9% |
| Referees | \$ 233,909 | 15.3% |
| ASA Affiliation & Declarations | \$ 209,300 | 13.6% |
| General Program | \$ 70,957 | 4.6% |
| Artificial Turf | \$ 25,845 | 1.7% |
| Office Rental | \$ 34,995 | 2.3% |
| Donations | \$ 19,886 | 1.3% |
| CSF | \$ 13,824 | 0.9% |
| Board Expenses | \$ 28,442 | 1.9% |
| Marketing & Sponsorship | \$ 25,195 | 1.6% |
| Broadview | \$ 36,498 | 2.4% |
| Amortization | \$ 40,938 | 2.7% |
| | \$ 1,533,605 | 100.0% |



2010 ANNUAL REPORT



Calgary United Selects vs. Esporte Clube Vitoria



Opening Ceremonies



White Hated substitutes watch the action

On June 25 International Soccer returned to Calgary with Calgary United Selects meeting Esporte Clube Vitoria at Hellard Field in front of 2,000 fans.

International Exhibition Soccer Match

BRINGING
World Soccer
TO CALGARY!

7:15 PM Fri. June 25, 2010
Hellard Field - Shouldice Park

Calgary United Selects VS **Esporte Clube Vitoria**
Calgary's Best *One of Brazil's Elite Clubs*

Tickets:
\$20 Adults
\$10 Kids (under 12)
\$35 V.I.P.
www.ticketweb.ca

GROUP RATES AVAILABLE - FOR INFO CALL (403) 815-9164



2010 ANNUAL REPORT

CUSA MEMBER AWARDS

Annually CUSA recognizes the contributions of its members to the organization. As one of the largest senior soccer organizations in Canada the Association has several members who work tirelessly for the sport and the game.



Life Membership - Alistair Fraser



Presidents Award - Angus Smith



Award of Merit – Dragoljub Petkovic

Award of Merit were also awarded to Bernie Kaiser and Luis Zuniga. Neither was able to attend the event.



Award of Merit - Frank Wojcik



**Special Guest
Mayor Dave Bronconnier**



MEMBERSHIP SUPPORT



MIKE METCALFE 30 HOUR SOCCER MARATHON

The Mike Metcalfe 30-Hour Soccer Marathon typically sees up to 1,100 participants and is open to players of

all ages and levels.

Since 2004 the annual event has raised more than \$280,000 to help purchase five pieces of equipment for treating or diagnosing cancer at the Foothills Medical Centre. This year, the goal was to assist the Calgary Health Trust purchase equipment for computerized colonoscopic assessments, a new technology which has just become available. This computer-assisted application can pick up all polyps in an automated manner. This technology has significant benefits for colonoscopy quality control for detection of adenoma. It may benefit at least 3000-4000 patients annually, once doctors



have developed expertise in using this technology.



said Metcalfe. In 2010 the program secured the sponsorship of the Foothills Development Council who agreed to match each dollar raised. With this support the group will be providing the Calgary Health Trust with a cheque for more than \$90,000!

For more information on the program go to the web site at www.soccermarathon.org.

CALGARY HOMELESS SOCCER SOCIETY

HOMELESS
WORLD CUP

I want to thank CUSA for their continued support of the Calgary Homeless Soccer Program. This year Calgary, Montreal and Toronto unfortunately were not able to send representatives to Brazil due to funding shortages however Canada was well represented by a team comprised of members all from Vancouver. This reality caused the Calgary Homeless Soccer Society to re-think the organization of the program. We have decided that Calgary will be represented on Team Canada every 2nd year and plans are underway to ensure that a minimum of two players will be on Team Canada at the August 2011 Homeless World Cup in Paris, France. This year the funds received by CUSA were used for both the soccer program as well as for transitional costs. Specifically, within the soccer program we paid for players to get identification and passports in order to be eligible for France, the purchase of new soccer cleats and clothing, nourishment during and after practices, and facility rental costs.

As well, instead of focusing on just the soccer program,



we are working on the transition of team members from the Calgary Drop-In Centre and other shelters, into affordable housing. Our experience has been that the players return from the Homeless World Cup filled with hope and determination to change their lives only to hit the stumbling blocks associated with the logistics of this transition. Some of the funding this year was used to purchase groceries to get team members set up in their new homes or to bridge rent during work shortages. Two players from this year's team (pictured) moved out of the Calgary Drop-In Centre into apartments.

The following is from the Homeless World Cup Website:
Beating homelessness through football, the Homeless



2010 ANNUAL REPORT



World Cup is an annual world class, international football tournament inspiring 64 national grass roots football projects and over 30,000 homeless players a

year to change their lives: over 70% change for the better. Homeless World Cup is supported by Nike, Vodafone Foundation, UEFA, global ambassador Eric Cantona, international footballers Didier Drogba and Rio Ferdinand

CUSA Membership contributed \$3,912.72 to support this program in 2010. The society is always in need of volunteers and people with great fundraising initiatives. Please contact Kevin Scullion for more information (403-208-3886), scullionk@yahoo.com. Thanks again to the CUSA members.



KIDSPORT™ SPONSORSHIP

The KidSport™ Society of Calgary has been providing assistance to children in need for the past 15 years. We work closely with families and local sport clubs to help pay registration fees and distribute the necessary equipment that allows low-income kids to get active and engaged in sports. Since 1995, KidSport Calgary has distributed more than \$3.1 million in support of over 15,000 kids in Calgary and the surrounding communities. Help KidSport Calgary continue to motivate kids to play, because healthy kids make healthy adults.

Soccer represents one of the largest sport segments funded through the KidSport Calgary program each year, contributing to approximately on-third of our annual funding distribution. As a cost-effective and accessible sport, soccer continues to grow in popularity. With the support of local teams, the Calgary Minor Soccer Association helps to raise integral funding to support low-income kids in soccer programs, and has provided positive sport experiences to more than 528 local kids in 2008.



Statistics



In 2008, we distributed over \$410,000 to support more than 1,500 Calgary children and 20 local schools, enabling them to pursue their dreams in sport. However, despite these successes there are many more kids who need our help.

KidSport™ believes that through participation in organized sport activities, kids learn the values of:

- Co-operation
- Team play and friendship
- Commitment to goals
- Personal excellence
- Healthy competition
- Self-esteem

CUSA support to this program for 2010 was \$7,829.55.

For more information on the program go to the web site at www.kidsportcalgary.ca.

REALITY CHECK ✓

Changes in Sport Participation in Alberta from 2004 to 2008.

| Group Sport Activity | Calgary Participating Household (%) | | % Change |
|----------------------|-------------------------------------|------|-----------|
| | 2008 | 2004 | |
| Soccer | 21 | 17 | ↑ 4% |
| Bowling/Lawn Bowling | 20.7 | N/A | N/A |
| Ice Hockey | 16.4 | 18.2 | ↓ 1.8% |
| Softball | 12.3 | 15.3 | ↓ 3% |
| Volleyball | 11.8 | 12.5 | ↓ 1.3% |
| Football | 9 | 9 | No charge |
| Curling | 8.4 | 12.3 | ↓ 1.8% |
| Rugby | 2.7 | 2.8 | ↓ 1.8% |
| Ringette | 1.4 | 0.9 | ↓ 1.8% |

(Alberta Recreation Survey 2008)




North East Centre of Community Society (NECCS)

Building a Strong and Healthy Community

CUSA REPRESENTATIVE: PETAR GRUBOR

The **225,000 square foot complex** will be developed on 47 acres of land located in the heart of the communities of Martindale, Saddle Ridge and Taradale.



Indoor Soccer is located bottom right structure

At a cost of \$120 million, the complex will include a regional branch of the Calgary Public Library, a full service YMCA and a range of specially designed services which will be community funded and operated by NECCS. Project funding has come from all levels of government as well as corporate support from various local businesses.

The NECCS campaign is raising funds in support of the community portion of the complex which will address a number of urgent community needs. NECCS represents the three area Community Associations and the Calgary Soccer Federation. To build the Genesis Centre for Community Wellness, NECCS has partnered with the City of Calgary, Calgary Public Library, YMCA Calgary, Kahanoff Foundation and the United Way of Calgary and Area.

The NECCS facilities will include **three indoor soccer fields** which can be converted into large event spaces for the use of cultural groups, **outdoor soccer fields**, a large gymnasium, community multi-purpose rooms, a community kitchen and a human services area providing immigration, career and family services referrals.



Opening Fall 2011. Soccer will have priority access to at least 80% of the field times as part of the agreement for the \$1Million contribution. CUSA Members have contributed \$160,000 to this project from the Future Facility Fund. The new fields will enable soccer to continue to grow within Calgary and will provide much needed access to new Indoor fields.



BROADVIEW UPDATE

CUSA REPRESENTATIVE: BILL MALONE

In the spring of 2010 the installation and commission of the new irrigation system for Broadview was completed. The system installed is fully automatic and is anticipated to provide Broadview with a more effective and efficient watering system than was previously obtained through the use of the water cannons. The total impact of the new system however, was not tested as significantly in 2010 given the volume and frequency of rain within the City.



Perrot programmable irrigation controllers are computer controlled systems using proven software. Similar systems are currently installed throughout world.

Funding for the irrigation project was obtained through the City of Calgary Capital Conservation Grant Program.



Photos of irrigation heads installed at Broadview

CUSA has received from the Calgary Park Foundation Amateur Sport Grant Program funding that can be utilized towards the installation of the lamps and poles that were removed November 2009 in the wind storm. Additional grant monies have been applied for and are anticipated to be received in time for the

poles to be installed in the spring of 2011 prior to the field opening for play.



SHOULDICE ATHLETIC PARK

The Greater Calgary Amateur Football initiative to replace a natural turf sport field with artificial turf at Shouldice Athletic Park was completed late in 2009 and opened for facility bookings in 2010. The Association is comprised of representatives of 10 Calgary football organizations. This represents over 6,000 football participants in addition to the sports of soccer and lacrosse who also have access to the fields.

The original goal was to increase access and opportunities for amateur sport and enhance player safety. This multi-purpose turf will also extend the play season and promote sport tourism opportunities. Part of this recreation infrastructure project will be the construction of permanent bleachers, a spotting booth and a public plaza gathering area. When completed, these features combined with enhanced landscaping, lights, and a scoreboard, Shouldice Athletic Park will have all the amenities typical of a world-class amateur sports facility.



Shouldice Artificial Turf Fields

Every year, the climate of Calgary causes the cancellation of many games, to the bitter disappointment of our participants; such cancellations would not be occurring with the availability of "artificial turf surface" fields.

In 2010 CUSA was able to provide all league divisions with games on Artificial Turf utilizing the three surfaces at Shouldice, SAIT and McMahon. In total CUSA had 300 game times on AT. As more artificial surfaces become available it will enable CUSA to stabilize the game rotation and league schedules. The Artificial Turf surfaces will be open to the public in the spring for training. Team can contact the City of Calgary Athletic Park Bookings department for further information.



ARTIFICIAL TURF PROJECT



FUNDRAISING UPDATE

\$4.5 million has been committed by the **City of Calgary** for civil work.

Civic election presents many opportunities for AT Committee to meet aldermanic and mayoralty candidates and solicit their support.



Working on future artificial turf projects in the city such as North West Recreation Centre, like New Brighton and SW High School



Province of Alberta has committed \$650,000 to date. Received \$325,000 in August 2010. Securing a three to five year commitments to FFL. Working on \$4 million for next year.

We have met with the Calgary Caucus and four ministers that could support the ask from their departments.



March 2011.

Government of Canada
\$647,000 RInCS funding has been committed to date. Must be spent before

Sponsorship

The soccer organizations have previously contributed \$1 million towards the project. A number of other potential supporters have been approached and/or will be approached for various levels of support. The campaign began in January of 2010 and targets the company's 2011 sponsorship budgets.

Donations and Fundraising

The soccer organizations have been approaching various individuals and organizations targeting their 2011 budgets.

- Raffle off two parking spots
- Proceeds from Celebration of Soccer
- Donations can be made to the Parks Foundation Calgary to get a tax receipt.



SPECIAL EVENTS

All Star Celebrity Soccer Game

Was the launch of the Fields for Life Campaign.



Sod Turning

Successful sod turning event with media, politicians and special guests at the Celebration of Soccer on July 11, 2010.



2010 ANNUAL REPORT



Celebration of Soccer



Hosted at SUBWAY Soccer Centre July 9 to 11

- Coed Indoor Soccer Tournament
- Randy Bachman Dinner and Dance
- Silent Auction and Fund Raiser
- FIFA 2010 World Cup Televised Final Game on the *Big Screen*

Design & Construction Update



Athletica Sport and Recreation Design from Vancouver selected as prime consultant for the project;

- The Design Committee, Athletica and the City of Calgary are proceeding with the Development Permit to produce construction-ready drawings for the project;
- RFP's for product and civil work have been completed were released in November 2010

DISCIPLINE

CUSA Discipline Committee

Chairs:

**Mike Oliver, Gene Pawlak,
Andreas Tomaszewski**



League discipline is applied by a Committee comprised of three individuals, a Chair, a referee and a member-at-large who meet weekly on Wednesday evenings at the Subway Soccer Centre. There are over 20 Committee meetings during every soccer season.

Both referees and members-at-large are sought to attend these meetings, usually volunteering for one meeting only. The member-at-large provides the player with a representative of their peers in attendance at each hearing.



From Outdoor 2009 to Outdoor 2010 the number of players receiving disciplinary measures increased 10% to 330. Another 22 cases were dismissed up from 10 in 2009. Team offenses also increased to 99 from 86 but nearly half of these were of a minor, off-field infraction such as failure to identify an official on a game sheet.

Of notable concern during the Outdoor season is that there has been an increase in assaults, both of other players, and even more damaging to the League in general, of referees. Charges have been laid in a number of cases. CUSA takes these incidents, and any others involving contact with a referee, very seriously and is working to ensure that the ASA Discipline Code allows for sufficient application of disciplinary measures to these players. Once a player has had assault charges laid, he is no longer eligible to play until all criminal proceedings have concluded.

REALITY CHECK ✓

Refereeing is highly demanding, both physically and mentally, and injury prevention is as important for referees as it is for players. A referee needs to be as fit as, if not fitter than, the players, since he or she may be up to 20 years older, is rarely a full-time professional and cannot be substituted during the match. On top of the physical stress, there is also the mental strain of being in control of the match for 90 minutes under the ever watchful eye of both the bench and the public. (FIFA World Sept 2009)

REALITY CHECK ✓

17.2% of all Calgary households have at least one person involved in *team* soccer. That means there are about **109,023 team soccer players** in Calgary. (HarGroup/ FFL, 2010)



REFEREE DEVELOPMENT

CUSA Representatives:

Laurie Stein, Bill Malone

There continues to be growth in the number of new officials as evidenced by the increased demand for Referee courses. There is a shortage of more experienced referees; however, assistance is being provided to new referees, and any others who ask, in the form of a Mentorship session. Hopefully this will allow for the development of skilled and confident referees coming up through the ranks and will assist in their retention.



The Referee Mentorship program which started in 2009 allows the official to have individualized feedback on their performance and the opportunity to

ask questions directly related to the game that they officiated. There is an expansion of the program going into the 2010-11 Indoor season as all senior officials are now assigned to mentor one game per month and may do more if they desire. The Referee Affairs Committee, along with CWSA and CUSA is monitoring the results of these sessions.

Your opportunity to impact the quality of referees you receive is through the Referee Evaluation Form. This feedback assists the Referee Affairs Committee in determining the level assigned to a specific referee and therefore the League and division that the referee can officiate in. Your input is crucial and provides the voice of the League as it relates to referee performance. Referees have been promoted, demoted or even removed from the CUSA schedule based on your input. Constructive comments are a way a referee can learn what skills they may be lacking and correct errors made.

Teams are encouraged to assist in the recruitment of officials, to respect those that do officiate and provide support to them when needed.



Referee courses are offered year-round and can be found on the Calgary Soccer Federation web-site and the ASA web-site.

National referees are eligible for Professional games. The highest level referee in Calgary is female.

| Quick Facts | Indoor 2009 10 | Outdoor 2010 |
|-----------------------|-------------------|-----------------|
| # Discipline Meetings | 21 | 22 |
| # teams | 202 + 5 | 222 ↓ 6 |
| # players | 3910 | 4839 |
| Ref. Evaluations | 747 ↓13 | 827 ↓41 |

| Quick Facts | Outdoor 2010 |
|---------------------|--------------|
| # games scheduled | 3437 |
| # games played | 2592 |
| # games rescheduled | 845 |
| # fields used | 52 |

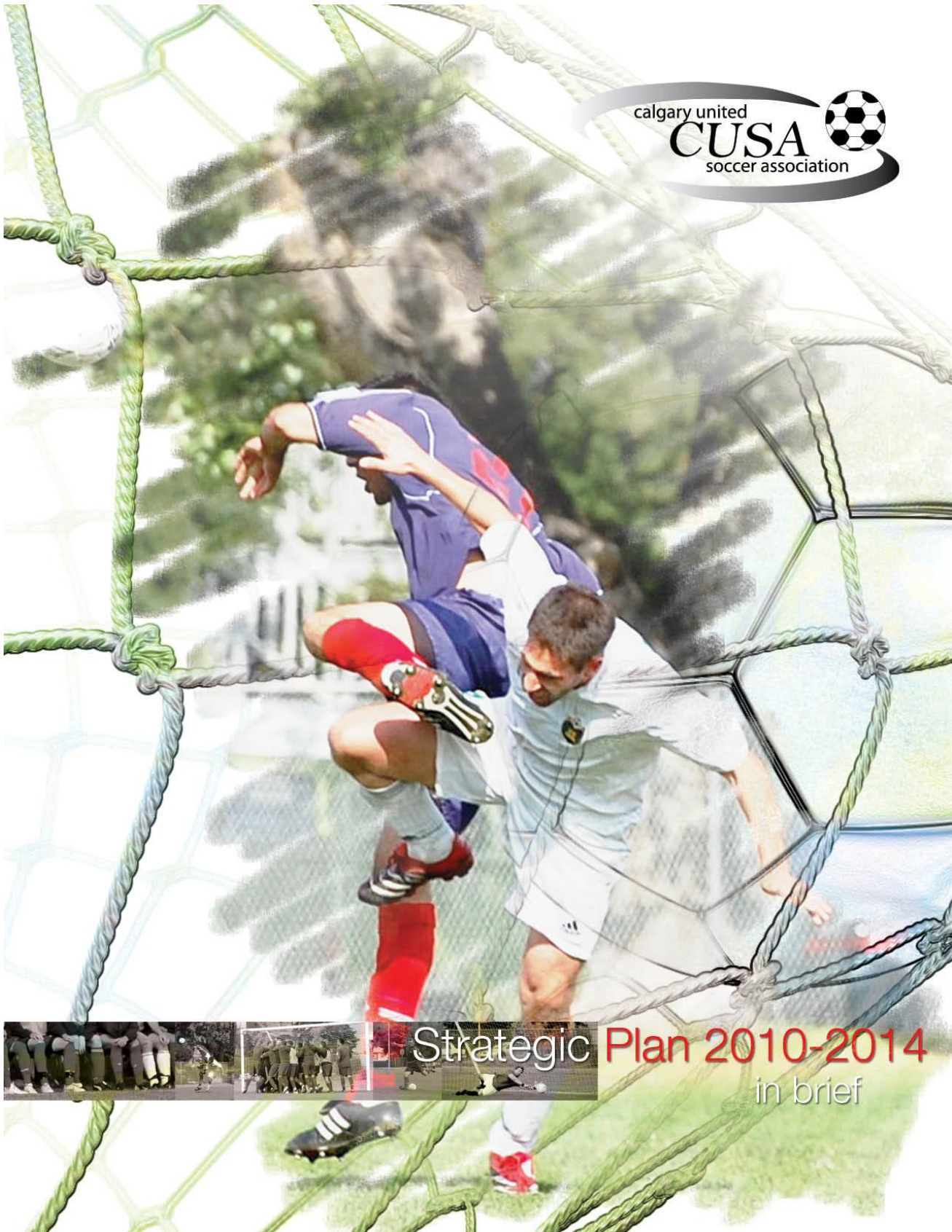
| Quick Facts | Referees |
|---------------------------------|----------|
| # officials utilized by CUSA | 286 |
| Collegiate Middle Official | 12+ |
| Collegiate AR | 40+ |
| National Middle (nominated) | 1 |
| National AR (nominated) | 1 |
| International Middle | 1 |
| International AR | 1 |
| National Instructor | 1 |
| National Instructor (nominated) | 2 |
| National Assessors | 2 |



2010 ANNUAL REPORT



calgary united
CUSA
soccer association



Strategic Plan 2010-2014
in brief



2010 ANNUAL REPORT



Vision

Calgary players experience the best organization, development, support and accessibility in the sport of soccer.

Mission

Working with other soccer organizations, CUSA supports the development of soccer in Calgary through:

- Facilitating player, referee and facilities development
- Organizing recreational to top amateur teams
- Promoting the benefits of soccer

Values Statements

Leadership

We lead with commitment and compassion, building trust through delivering on expectations and meeting our responsibilities.

Integrity

We act with transparency, fairness, justice, honesty, consistency, and are committed to ethical practice.

Competence

We demonstrate and develop skills in order to deliver on our promises, our beliefs and our commitments.

Stewardship

We are responsible to maintain and grow our century-old organization through sound judgment and accountability.

Respect for others

We are equal, fair and inclusive in participation, open to differing experiences and points of view, and committed to the richness of diversity.

leadership

integrity

competence

stewardship

respect for others



2010 ANNUAL REPORT



calgary united soccer association

Organizational Strategies, Goals and Objectives

Strategy: Maintain and expand core infrastructure

Goal: Provide a venue for high performance soccer and increase the quality and quantity of playing surfaces.

Objectives:

- Establish an ad-hoc committee to develop scope of work and expected outcomes for a staff person to support facility development. Proposal to the CUSA HR Committee for Feb 2011
- Explore existing plans for facility development in Calgary and identify opportunities for enhancing soccer playing surfaces by May 1, 2011
- Develop action and resource plans for addressing gaps by November 2011
- Implement plans - 2012 through 2013

Goal: Enhance development of players, coaches, referees and club and team officials.

Objectives:

- Develop an ad-hoc committee to explore development needs of players, coaches, referees, clubs and teams and draft recommendations for the CUSA Board.

- Committee established: December 2010
- Priorities established: June 2011
- Recommendations: November 2011
- Implement accepted recommendations: 2012 - 2013

Strategy: Increase member engagement and value for members

Goal: Drive communication to all stakeholders on improving club and team development, fund development and organization development.

Objectives:

- Establish an ad-hoc committee of members, vendors and clubs to explore opportunities for smart chip technology to support club and team development, fund development and increase value for members.

- Committee established: December 2010
- Initial card program starts: April 2011

- 35% of CUSA revenues will come from non-fee based sources by the end of 2013

Strategy: Focus on strategic relationships

Goal: Establish and maintain strategic relationships with all levels of government, civic partners, other sport associations and corporate Alberta.

Objective:

- Identify key events and programs to host, attend and/or participate in to nurture strategic relationships
- Formalize process: 2010
- Implement enhancements: 2011 -- 2014

Strategy: Market Soccer

Goal: Increase the profile of the sport so the league and the league's brand is recognized and sought after.

Objectives:

- Develop marketing plan by February 2011
- Establish an ad-hoc committee to develop scope of work and expected outcomes for a staff person to support marketing/fund development. Proposal to the CUSA HR Committee for February 2011

Strategy: Effective Resource Management

Objectives:

- Ensure succession planning for key positions through Board and Volunteer recruitment based on specific skill sets to further CUSA priorities: Nov 2010 -- 2013
- Develop a Human Resources Strategy and Resource Plan for CUSA: February 2011



2010 ANNUAL REPORT



Indoor 2009 10

Major

| | G | W | L | T | D | GF | GA | P | FP |
|-------------------|----|----|---|---|---|----|----|----|----|
| Villains Elite FC | 12 | 10 | 2 | 0 | 0 | 51 | 27 | 30 | 98 |
| Pars Major | 12 | 7 | 4 | 1 | 0 | 44 | 26 | 22 | 94 |
| Alumni Major | 12 | 6 | 5 | 1 | 0 | 40 | 35 | 19 | 71 |
| Callies Major | 12 | 6 | 5 | 1 | 0 | 39 | 34 | 19 | 99 |
| Darts Major | 12 | 4 | 5 | 3 | 0 | 43 | 40 | 15 | 77 |
| Dinosaurs Major | 12 | 3 | 8 | 1 | 0 | 27 | 52 | 10 | 81 |
| Lads Club 1 | 12 | 2 | 9 | 1 | 0 | 32 | 62 | 7 | 80 |

Division One

| | G | W | L | T | D | GF | GA | P | FP |
|-------------------------|----|----|----|---|---|----|----|----|-----|
| Villains Elite Reserves | 18 | 11 | 3 | 4 | 0 | 62 | 38 | 37 | 146 |
| Darts Spurs | 18 | 10 | 3 | 5 | 0 | 64 | 32 | 35 | 185 |
| PSC | 18 | 9 | 4 | 5 | 0 | 49 | 40 | 32 | 149 |
| SD Serbia | 18 | 8 | 9 | 1 | 0 | 35 | 50 | 25 | 124 |
| Dinosaurs 1 | 18 | 7 | 8 | 3 | 0 | 56 | 56 | 24 | 144 |
| Viper SC 1 | 18 | 7 | 8 | 3 | 0 | 41 | 48 | 24 | 158 |
| Cyclones Silverback FC | 18 | 6 | 7 | 5 | 0 | 55 | 51 | 23 | 161 |
| White Eagles 1 | 18 | 5 | 7 | 6 | 0 | 42 | 50 | 21 | 123 |
| Chinooks Bařana Bařana | 18 | 5 | 7 | 6 | 0 | 42 | 50 | 21 | 136 |
| Alberta United FC | 18 | 2 | 14 | 2 | 0 | 34 | 65 | 8 | 150 |

Division 3A

| | G | W | L | T | D | GF | GA | P | FP |
|--------------------|----|----|----|---|---|-----|----|----|-----|
| Croatia 1 | 18 | 15 | 2 | 1 | 0 | 87 | 37 | 46 | 137 |
| TRANSILVANIA | 18 | 14 | 4 | 0 | 0 | 100 | 53 | 42 | 156 |
| CJSC C | 18 | 12 | 6 | 0 | 0 | 80 | 51 | 36 | 124 |
| Eldorado Kickers A | 18 | 10 | 4 | 4 | 0 | 67 | 58 | 34 | 132 |
| Eagles 2 | 18 | 8 | 8 | 2 | 0 | 69 | 67 | 26 | 89 |
| Euro United FC | 18 | 6 | 10 | 2 | 0 | 51 | 69 | 20 | 104 |
| Villains Alumni 2 | 18 | 4 | 8 | 6 | 0 | 53 | 54 | 18 | 139 |
| AS Roma | 18 | 4 | 10 | 4 | 0 | 46 | 75 | 16 | 110 |
| Stella Clavisque | 18 | 4 | 11 | 3 | 0 | 51 | 83 | 15 | 136 |
| Memorial Mavericks | 18 | 1 | 15 | 2 | 0 | 30 | 87 | 5 | 126 |

Premier

| | G | W | L | T | D | GF | GA | P | FP |
|-------------------|----|---|----|---|---|----|----|----|-----|
| Callies Bhoys | 14 | 9 | 4 | 1 | 0 | 52 | 37 | 28 | 100 |
| Pars Premier | 14 | 8 | 5 | 1 | 0 | 59 | 43 | 25 | 127 |
| CJSC A | 14 | 7 | 6 | 1 | 0 | 42 | 40 | 22 | 87 |
| Alumni Premier | 14 | 7 | 6 | 1 | 0 | 38 | 46 | 22 | 116 |
| Villains Alumni 1 | 14 | 6 | 5 | 3 | 0 | 47 | 42 | 21 | 114 |
| Napoli Azzurri | 14 | 6 | 7 | 1 | 0 | 39 | 43 | 19 | 100 |
| Darts Premier | 14 | 5 | 6 | 3 | 0 | 47 | 50 | 18 | 115 |
| Cyclones A | 14 | 1 | 10 | 3 | 0 | 27 | 50 | 6 | 84 |

Division Two

| | G | W | L | T | D | GF | GA | P | FP |
|---------------------------|----|----|----|---|---|----|----|----|-----|
| Darts United | 18 | 12 | 2 | 4 | 0 | 62 | 31 | 40 | 166 |
| DepoCentroamerica FC | 18 | 12 | 5 | 1 | 0 | 67 | 42 | 37 | 120 |
| Transilvania Soccer Group | 18 | 10 | 7 | 1 | 0 | 58 | 48 | 31 | 96 |
| NSD Hoods 1 | 18 | 8 | 9 | 1 | 0 | 44 | 47 | 25 | 139 |
| Slovakia FC | 18 | 8 | 9 | 1 | 0 | 63 | 69 | 25 | 172 |
| Avalanche FC 1 | 18 | 7 | 10 | 1 | 0 | 60 | 62 | 22 | 157 |
| Lads Club 2 | 17 | 7 | 10 | 1 | 1 | 46 | 53 | 22 | 129 |
| Neighbourhoods | 18 | 7 | 10 | 1 | 0 | 46 | 57 | 22 | 148 |
| Eagles 1 | 18 | 6 | 9 | 3 | 0 | 54 | 63 | 21 | 159 |
| CJSC Sampdoria B | 18 | 5 | 11 | 2 | 0 | 42 | 70 | 17 | 137 |

Division 3B

| | G | W | L | T | D | GF | GA | P | FP |
|--------------------|----|----|----|---|---|----|----|----|-----|
| Darts Gunners | 18 | 15 | 3 | 0 | 0 | 76 | 32 | 45 | 105 |
| Persepolis | 18 | 12 | 5 | 1 | 0 | 80 | 53 | 37 | 131 |
| SABAH FC | 18 | 11 | 7 | 0 | 0 | 71 | 59 | 33 | 112 |
| Chinooks Falcons | 18 | 8 | 8 | 2 | 0 | 69 | 64 | 26 | 127 |
| Napoli Blue Tigers | 18 | 7 | 6 | 5 | 1 | 53 | 55 | 26 | 102 |
| Red Shirts | 18 | 7 | 8 | 3 | 0 | 56 | 66 | 24 | 129 |
| Timberhawks | 18 | 7 | 9 | 2 | 1 | 60 | 62 | 23 | 146 |
| Blue Steele | 18 | 6 | 10 | 2 | 0 | 50 | 59 | 20 | 145 |
| Cyclones B | 18 | 5 | 12 | 1 | 0 | 62 | 85 | 16 | 140 |
| Anatolia | 18 | 2 | 12 | 4 | 0 | 54 | 96 | 10 | 108 |



2010 ANNUAL REPORT



Indoor 2009 10

Division 4A

| | G | W | L | T | D | GF | GA | P | FP |
|-------------------|----|----|----|---|---|----|----|----|-----|
| Blizzard Phoenix | 18 | 12 | 5 | 1 | 1 | 70 | 31 | 37 | 150 |
| Chinooks Rebels | 18 | 10 | 6 | 2 | 0 | 56 | 38 | 32 | 131 |
| Cascade Bull Dogs | 18 | 9 | 5 | 4 | 0 | 46 | 34 | 31 | 122 |
| Rangers FC | 18 | 8 | 3 | 7 | 0 | 39 | 31 | 31 | 138 |
| Ismaili | 18 | 8 | 5 | 5 | 0 | 51 | 41 | 29 | 104 |
| Wolves FC | 18 | 6 | 6 | 6 | 0 | 42 | 47 | 24 | 134 |
| Darts Olympics | 18 | 6 | 9 | 3 | 0 | 59 | 56 | 21 | 189 |
| Airdrie United 1 | 18 | 6 | 10 | 2 | 0 | 36 | 46 | 20 | 129 |
| White Eagles 2 | 18 | 5 | 10 | 3 | 1 | 46 | 73 | 18 | 90 |
| Fusion FC | 18 | 2 | 13 | 3 | 0 | 24 | 72 | 9 | 139 |

Division 4C

| | G | W | L | T | D | GF | GA | P | FP |
|---------------------|----|----|----|---|---|----|----|----|-----|
| Eagles 3 | 18 | 15 | 3 | 0 | 0 | 68 | 26 | 45 | 92 |
| Freemen FC | 18 | 12 | 4 | 2 | 0 | 63 | 35 | 38 | 147 |
| Celtic FC | 18 | 11 | 5 | 2 | 0 | 64 | 39 | 35 | 112 |
| Calgary City FC | 18 | 8 | 9 | 1 | 0 | 47 | 46 | 25 | 122 |
| Lions Football Club | 18 | 8 | 9 | 1 | 0 | 55 | 55 | 25 | 138 |
| Croatia 2 | 18 | 8 | 10 | 0 | 0 | 43 | 54 | 24 | 93 |
| MAC United | 18 | 7 | 10 | 1 | 0 | 51 | 47 | 22 | 82 |
| NWU Alumni | 18 | 6 | 11 | 1 | 0 | 31 | 52 | 19 | 117 |
| United Nations Club | 18 | 6 | 12 | 0 | 0 | 36 | 80 | 18 | 182 |
| Airdrie Spurs | 18 | 4 | 12 | 2 | 0 | 37 | 61 | 14 | 128 |

Division 5B

| | G | W | L | T | D | GF | GA | P | FP |
|--------------------|----|----|----|---|---|----|----|----|-----|
| Torcida | 14 | 11 | 2 | 1 | 0 | 50 | 24 | 34 | 89 |
| Hellas FC | 14 | 8 | 4 | 2 | 0 | 59 | 32 | 26 | 129 |
| Eclipse FC | 14 | 8 | 6 | 0 | 0 | 46 | 35 | 24 | 121 |
| NSD Royals | 14 | 7 | 5 | 2 | 0 | 56 | 45 | 23 | 104 |
| SWU X-treme | 14 | 6 | 6 | 2 | 0 | 42 | 41 | 20 | 91 |
| Barrabrava FC | 14 | 4 | 7 | 3 | 0 | 25 | 38 | 15 | 102 |
| Callies Claymore | 14 | 2 | 8 | 4 | 0 | 30 | 48 | 10 | 107 |
| Eldorado Kickers B | 14 | 2 | 10 | 2 | 0 | 28 | 73 | 8 | 96 |

Division 4B

| | G | W | L | T | D | GF | GA | P | FP |
|-----------------------|----|----|----|---|---|----|----|----|-----|
| Southside Rangers | 18 | 13 | 1 | 4 | 0 | 86 | 28 | 43 | 54 |
| Callies Rovers | 18 | 13 | 2 | 3 | 0 | 79 | 41 | 42 | 120 |
| Oranje Boom Elite | 18 | 10 | 5 | 3 | 0 | 70 | 43 | 33 | 134 |
| Chinooks Sparrowhawks | 18 | 9 | 3 | 6 | 0 | 75 | 53 | 33 | 95 |
| Okotoks Athletics | 18 | 9 | 7 | 2 | 0 | 56 | 52 | 29 | 142 |
| NSD Hoods 2 | 18 | 5 | 8 | 5 | 0 | 57 | 71 | 20 | 136 |
| Northern United FC | 18 | 4 | 11 | 3 | 0 | 38 | 61 | 15 | 130 |
| Calgary Storm | 18 | 3 | 11 | 4 | 0 | 52 | 88 | 13 | 121 |
| SWU Relics | 18 | 3 | 12 | 3 | 0 | 47 | 80 | 12 | 139 |
| St Georges | 18 | 3 | 12 | 3 | 0 | 34 | 77 | 12 | 129 |

Division 5A

| | G | W | L | T | D | GF | GA | P | FP |
|------------------------|----|----|----|---|---|-----|-----|----|-----|
| FK BOSNA | 18 | 16 | 2 | 0 | 1 | 120 | 33 | 48 | 98 |
| IFC | 18 | 14 | 3 | 1 | 0 | 91 | 29 | 43 | 144 |
| Neighbourhoods 2 | 18 | 10 | 5 | 3 | 0 | 62 | 36 | 33 | 130 |
| Vendetta | 18 | 10 | 8 | 0 | 0 | 61 | 59 | 30 | 138 |
| Lobos FC | 18 | 9 | 6 | 3 | 0 | 63 | 66 | 30 | 124 |
| Oranje Boom Revolution | 18 | 7 | 7 | 4 | 0 | 47 | 53 | 25 | 144 |
| SA United | 18 | 5 | 10 | 3 | 0 | 42 | 75 | 18 | 96 |
| FC Skorpions | 18 | 3 | 11 | 4 | 0 | 38 | 68 | 13 | 127 |
| CPA Blues | 18 | 3 | 13 | 2 | 0 | 37 | 74 | 11 | 137 |
| The Fighting Peacocks | 18 | 2 | 14 | 2 | 0 | 35 | 103 | 8 | 147 |

Division 5C

| | G | W | L | T | D | GF | GA | P | FP |
|----------------------|----|----|----|---|---|-----|----|----|-----|
| Breakers FC | 18 | 17 | 0 | 1 | 0 | 106 | 26 | 52 | 117 |
| FC Albania | 18 | 15 | 2 | 1 | 0 | 103 | 27 | 46 | 71 |
| Memorial Mavericks 2 | 18 | 10 | 6 | 2 | 0 | 46 | 45 | 32 | 161 |
| Avalanche FC 2 | 18 | 8 | 8 | 2 | 0 | 52 | 65 | 26 | 135 |
| ASC Blue Devils | 18 | 8 | 9 | 1 | 0 | 59 | 68 | 25 | 122 |
| Rogues | 18 | 7 | 8 | 3 | 0 | 60 | 60 | 24 | 139 |
| Wingnuts United FC | 18 | 7 | 10 | 1 | 0 | 56 | 55 | 22 | 111 |
| Timberhawks 2 | 18 | 6 | 11 | 1 | 0 | 56 | 73 | 19 | 120 |
| GBC FC | 18 | 3 | 13 | 2 | 0 | 38 | 99 | 11 | 117 |
| Southside Rangers 2 | 18 | 1 | 15 | 2 | 0 | 37 | 95 | 5 | 130 |



2010 ANNUAL REPORT



Division 6A

| | G | W | L | T | D | GF | GA | P | FP |
|---------------------|----|----|----|---|---|----|----|----|-----|
| Atlas Lions | 16 | 11 | 2 | 3 | 0 | 81 | 45 | 36 | 89 |
| Chaldeon of Calgary | 16 | 9 | 5 | 2 | 0 | 69 | 50 | 29 | 96 |
| Afrosharks | 16 | 9 | 6 | 1 | 0 | 54 | 41 | 28 | 164 |
| Northwest FC | 16 | 9 | 6 | 1 | 0 | 63 | 52 | 28 | 79 |
| Adrenaline Rush | 16 | 7 | 6 | 3 | 0 | 41 | 45 | 24 | 117 |
| Fooz F.C. | 16 | 7 | 7 | 2 | 0 | 50 | 42 | 23 | 120 |
| Bulgarian Lions | 16 | 7 | 7 | 2 | 0 | 45 | 44 | 23 | 119 |
| SWU Reds | 16 | 6 | 10 | 0 | 0 | 39 | 59 | 18 | 136 |
| Airside FC | 16 | 0 | 16 | 0 | 2 | 18 | 82 | 0 | 87 |

Master's Elite

| | G | W | L | T | D | GF | GA | P | FP |
|--------------------|----|----|----|---|---|-----|-----|----|-----|
| Callies Elite 035 | 18 | 14 | 2 | 2 | 0 | 102 | 39 | 44 | 95 |
| Bacia - RCCAC | 18 | 11 | 5 | 2 | 0 | 78 | 46 | 35 | 137 |
| Lads Club 035A | 18 | 10 | 7 | 1 | 0 | 76 | 48 | 31 | 118 |
| Chinooks Elephants | 18 | 10 | 7 | 1 | 0 | 75 | 51 | 31 | 120 |
| White Eagles 035 | 18 | 10 | 8 | 0 | 0 | 70 | 68 | 30 | 134 |
| Eagles Elite 035 | 18 | 4 | 14 | 0 | 0 | 31 | 76 | 12 | 92 |
| SD Serbia 035 | 18 | 1 | 17 | 0 | 0 | 31 | 135 | 3 | 125 |

Master's One

| | G | W | L | T | D | GF | GA | P | FP |
|-------------------------|----|----|----|---|---|----|----|----|-----|
| Southside Rangers Hoods | 17 | 14 | 2 | 1 | 0 | 98 | 42 | 43 | 114 |
| Lions Ship & Anchor | 17 | 8 | 5 | 4 | 0 | 73 | 59 | 28 | 144 |
| Memorial Dynamo | 17 | 9 | 7 | 1 | 0 | 60 | 53 | 28 | 141 |
| Cyclones 035 | 17 | 9 | 7 | 1 | 0 | 43 | 47 | 28 | 176 |
| Crusaders 035A | 17 | 8 | 7 | 2 | 0 | 45 | 45 | 26 | 150 |
| Eagles 035 | 17 | 5 | 7 | 5 | 0 | 50 | 53 | 20 | 64 |
| FC Grasshoppers 035B | 17 | 4 | 10 | 3 | 0 | 48 | 64 | 15 | 138 |
| Maccabi | 17 | 2 | 14 | 1 | 0 | 43 | 97 | 7 | 102 |

Division 6B

| | G | W | L | T | D | GF | GA | P | FP |
|--------------------|----|----|----|---|---|----|-----|----|-----|
| OPA FC | 16 | 11 | 3 | 2 | 0 | 84 | 44 | 35 | 67 |
| Cyclones C | 16 | 11 | 4 | 1 | 0 | 73 | 32 | 34 | 139 |
| Eastside United | 16 | 10 | 5 | 1 | 0 | 82 | 53 | 31 | 108 |
| BDFC | 16 | 10 | 5 | 1 | 0 | 68 | 43 | 31 | 130 |
| Crusaders | 16 | 9 | 7 | 0 | 0 | 66 | 46 | 27 | 106 |
| UCC (Alhidayah) | 16 | 8 | 7 | 1 | 2 | 70 | 48 | 25 | 60 |
| Airdrie United 2 | 16 | 7 | 7 | 2 | 0 | 35 | 45 | 23 | 111 |
| Grand Don's United | 16 | 1 | 15 | 0 | 0 | 23 | 83 | 3 | 130 |
| Cemrock | 16 | 1 | 15 | 0 | 0 | 30 | 137 | 3 | 88 |

Master's Premier

| | G | W | L | T | D | GF | GA | P | FP |
|-------------------------------|----|----|----|---|---|----|----|----|-----|
| FC Grasshoppers 035A | 17 | 12 | 3 | 2 | 0 | 64 | 36 | 38 | 140 |
| Chinooks Black Stars | 17 | 10 | 4 | 3 | 0 | 67 | 43 | 33 | 118 |
| Lads Club 035B | 17 | 8 | 4 | 5 | 0 | 49 | 35 | 29 | 133 |
| Scimitar Blizzards 035 | 17 | 8 | 8 | 1 | 0 | 52 | 49 | 25 | 170 |
| Portuguese Luso United Soccer | 17 | 8 | 8 | 1 | 0 | 61 | 63 | 25 | 74 |
| Northwest Rangers | 17 | 6 | 9 | 2 | 0 | 49 | 62 | 20 | 124 |
| Rangers FC 035 | 17 | 4 | 12 | 1 | 0 | 51 | 67 | 13 | 171 |
| Croatia 035 | 17 | 4 | 12 | 1 | 0 | 40 | 78 | 13 | 98 |

Master's Two

| | G | W | L | T | D | GF | GA | P | FP |
|--------------------|----|----|----|---|---|-----|-----|----|-----|
| Andinos | 17 | 14 | 2 | 1 | 0 | 100 | 52 | 43 | 143 |
| Chile 035 | 17 | 10 | 5 | 2 | 0 | 100 | 51 | 32 | 102 |
| Airdrie United 035 | 17 | 8 | 7 | 2 | 0 | 65 | 61 | 26 | 122 |
| Hoods United 035 | 17 | 8 | 7 | 2 | 0 | 59 | 68 | 26 | 181 |
| SWU Relics 035 | 17 | 8 | 9 | 0 | 0 | 69 | 66 | 24 | 126 |
| Calgary Storm 035 | 17 | 6 | 7 | 4 | 0 | 58 | 67 | 22 | 122 |
| Red Devils 035A | 17 | 5 | 8 | 4 | 0 | 47 | 49 | 19 | 110 |
| Eastside Blues FC | 17 | 0 | 14 | 3 | 0 | 35 | 119 | 3 | 128 |

REALITY CHECK ✓

Within Calgary, Adult men's soccer has grown about **21%** (based on number of games played) since 2004, and adult women's soccer increased by almost 12% since 2004. (FFL, 2010)



2010 ANNUAL REPORT



Master's Three

| | G | W | L | T | D | GF | GA | P | FP |
|-------------------------|----|----|----|---|---|----|----|----|-----|
| Red Devils 035B | 17 | 13 | 3 | 1 | 0 | 60 | 30 | 40 | 77 |
| Memorial United 035 | 17 | 9 | 3 | 5 | 0 | 48 | 40 | 32 | 136 |
| NSD Marauders | 17 | 7 | 7 | 3 | 0 | 56 | 37 | 24 | 111 |
| Calgary United Old Boys | 17 | 7 | 7 | 3 | 0 | 46 | 42 | 24 | 165 |
| Calgary Gunners FC | 17 | 6 | 7 | 4 | 0 | 44 | 38 | 22 | 122 |
| CKSC | 17 | 7 | 9 | 1 | 0 | 39 | 52 | 22 | 110 |
| Eldorado Kickers C | 17 | 5 | 9 | 3 | 0 | 33 | 54 | 18 | 116 |
| Rangers Athletic 035 | 17 | 4 | 13 | 0 | 0 | 43 | 76 | 12 | 144 |

045B

| | G | W | L | T | D | GF | GA | P | FP |
|------------------------|----|----|----|---|---|----|----|----|-----|
| Lads Club 045B | 18 | 15 | 1 | 2 | 0 | 90 | 40 | 47 | 140 |
| Eagles 045 1 | 18 | 15 | 2 | 1 | 0 | 86 | 30 | 46 | 143 |
| Eurostars | 18 | 11 | 5 | 2 | 0 | 71 | 52 | 35 | 144 |
| White Eagles 045 | 18 | 9 | 6 | 3 | 0 | 63 | 58 | 30 | 146 |
| Calgary Storm 045 | 18 | 8 | 10 | 0 | 1 | 69 | 70 | 24 | 117 |
| Crusaders 045 | 18 | 7 | 9 | 2 | 0 | 58 | 77 | 23 | 179 |
| NSD Suns | 18 | 7 | 10 | 1 | 0 | 45 | 49 | 22 | 158 |
| Chile 045 | 18 | 7 | 10 | 1 | 0 | 48 | 58 | 22 | 133 |
| Intrepid Hoods | 18 | 4 | 14 | 0 | 0 | 40 | 79 | 12 | 158 |
| Southside Rangers 045B | 18 | 1 | 17 | 0 | 0 | 32 | 89 | 3 | 146 |

045A


| | G | W | L | T | D | GF | GA | P | FP |
|------------------------|----|----|----|---|---|----|-----|----|-----|
| Britannia Alumni | 15 | 12 | 1 | 2 | 0 | 84 | 36 | 38 | 124 |
| Lads Club 045A | 15 | 9 | 6 | 0 | 0 | 67 | 49 | 27 | 123 |
| Southside Rangers 045A | 15 | 8 | 5 | 2 | 1 | 79 | 39 | 26 | 92 |
| Rangers FC 045 | 15 | 6 | 7 | 2 | 1 | 53 | 57 | 20 | 114 |
| Villains Alumni 045A | 15 | 5 | 8 | 2 | 0 | 50 | 55 | 17 | 144 |
| Selects | 15 | 1 | 14 | 0 | 0 | 24 | 121 | 3 | 118 |

045C

| | G | W | L | T | D | GF | GA | P | FP |
|------------------------|----|----|----|---|---|----|----|----|-----|
| Explorers 045 | 18 | 17 | 1 | 0 | 0 | 90 | 26 | 51 | 139 |
| Calgary Gunners FC 045 | 18 | 13 | 3 | 2 | 0 | 74 | 31 | 41 | 146 |
| Rovers 045 | 18 | 9 | 9 | 0 | 0 | 61 | 58 | 27 | 179 |
| SWU Relics 045 | 18 | 8 | 8 | 2 | 0 | 48 | 36 | 26 | 178 |
| CJSC 045 | 18 | 8 | 8 | 2 | 0 | 44 | 69 | 26 | 139 |
| NSD Titans | 18 | 7 | 8 | 3 | 0 | 52 | 59 | 24 | 149 |
| Red Devils 045 | 18 | 7 | 9 | 2 | 0 | 44 | 45 | 23 | 137 |
| Fish Creek | 18 | 6 | 9 | 3 | 0 | 44 | 57 | 21 | 145 |
| Eagles 045 2 | 18 | 5 | 11 | 2 | 0 | 39 | 66 | 17 | 131 |
| Airdrie United 045 | 18 | 1 | 15 | 2 | 0 | 14 | 63 | 5 | 188 |

REALITY CHECK ✓

Soccer in Calgary is a *family affair*, 3 in 10 adult soccer player's household includes another adult soccer player and children that also play league soccer. This is important given that the Canadian Sport Strategy claims that family based sports provide the greatest predictor of lifelong participation. In the words of the Canadian Sport Strategy – sporting parents make for sporting kids. Soccer in Calgary is a family affair. (Clark, 2009)



2010 ANNUAL REPORT



2010 INDOOR PROVINCIALS SENIOR HONOUR ROLL



Challenge Cup

Host: Calgary

| Place | Team | District |
|--------|-------------------|----------|
| Gold | Villains Elite | CUSA |
| Silver | Green & Gold | EDSA |
| Bronze | Alumni Major | CUSA |
| 4th | Edmonton Scottish | EDSA |
| 5th | Pars Major | CUSA |
| 6th | Drillers | EDSA |

Men Tier II

Host: Calgary

| Place | Team | District |
|--------|-------------------|------------|
| Gold | Ital Canadians | EDSA |
| Silver | Juventus | EDSA |
| Bronze | AfSA | Lethbridge |
| 4th | Darts Spurs | CUSA |
| 5th | Villains Reserves | CUSA |
| 6th | Bosnian Canadian | Red Deer |

Jubilee Shield

Host: Calgary

| Place | Team | District |
|--------|------------------|----------|
| Gold | Northwest United | EDSA |
| Silver | Callies Major | CWSA |
| Bronze | Victoria I | EDSA |
| 4th | NSD Saints | CWSA |
| 5th | Victoria II | EDSA |
| 6th | South Harmon | CWSA |

Women Tier II

Host: Calgary

| Place | Team | District |
|--------|----------------|------------|
| Gold | Cleats Kickers | EDSA |
| Silver | Xavier Academy | EDSA |
| Bronze | EF Ice | Lethbridge |
| 4th | SF Cobras | CWSA |
| 5th | Melrose United | CWSA |
| 6th | LFC Kodiaks | Lethbridge |
| 7th | Kodiaks | CWSA |

Men Tier I

Host: Calgary

| Place | Team | District |
|--------|-----------------|------------|
| Gold | SS Lazio | EDSA |
| Silver | Polonia | EDSA |
| Bronze | Lethbridge FC | Lethbridge |
| 4th | CJSC A | CUSA |
| 5th | Pars Premier | CUSA |
| 6th | Wolves Reserves | NW Peace |
| 7th | Callies Bhoys | CUSA |
| 8th | Red Men | Red Deer |

Men Tier III

Host: Lethbridge

| Place | Team | District |
|--------|--------------------|--------------|
| Gold | America FC | Lethbridge |
| Silver | Ram Rod | Lethbridge |
| Bronze | IFC | Lethbridge |
| 4th | SS Napoli | EDSA |
| 5th | Knights | EDSA |
| 6th | Alianza | Medicine Hat |
| 7th | Depo Centroamerica | CUSA |
| 8th | Darts United | CUSA |

Women Tier I

Host: Calgary

| Place | Team | District |
|--------|----------------|------------|
| Gold | Angels 2 | EDSA |
| Silver | Lady Rangers | EDSA |
| Bronze | Jaguars | CWSA |
| 4th | Mustangs | CWSA |
| 5th | College Wolves | NW Peace |
| 6th | Greyhorns | Lethbridge |
| 7th | SWU Phoenix | CWSA |
| 8th | RDC Queens | Red Deer |

Women Tier III

Host: Calgary

| Place | Team | District |
|--------|------------------|------------|
| Gold | AC Milan | EDSA |
| Silver | MWA United | EDSA |
| Bronze | Suns | CWSA |
| 4th | Eastside Rangers | CWSA |
| 5th | Karma | CWSA |
| 6th | Blarney Stone | Lethbridge |
| 7th | Drummonds | Red Deer |
| 8th | Rangers | Red Deer |

CONGRATULATIONS TO ALL PARTICIPANTS!



2010 ANNUAL REPORT



2010 INDOOR PROVINCIALS SENIOR HONOUR ROLL



Men Tier IV **Host: Lethbridge**

| Place | Team | District |
|--------|----------------------|---------------|
| Gold | Transylvania | CUSA |
| Silver | United | Medicine Hat |
| Bronze | Darts Gunners | CUSA |
| 4th | Grande Prairie Force | NW Peace |
| 5th | Croatia 1 | CUSA |
| 6th | Scona Blues | EDSA |
| 7th | CFB | Sherwood Park |
| 8th | Northern Ireland | EDSA |

Classics Tier I **Host: Edmonton**

| Place | Team | District |
|--------|----------------|----------|
| Gold | Green & Gold | EDSA |
| Silver | Tsunami Blues | CWSA |
| Bronze | Chiantis | EDSA |
| 4th | Classic Relics | CWSA |

Women Tier IV **Host: Edmonton**

| Place | Team | District |
|--------|----------------------|---------------|
| Gold | WRC | CWSA |
| Silver | Capitals | EDSA |
| Bronze | Tri-County | Tri-County |
| 4th | Chasers | Sherwood Park |
| 5th | Eastside Athletics | CWSA |
| 6th | Static | EDSA |
| 7th | Original Joes Crew | NW Peace |
| 8th | St. Albert Mavericks | EDSA |
| 9th | Drayton Valley | NW Central |
| 10th | Peace Windows | NW Peace |
| 11th | Chocolate Shop | Medicine Hat |
| 12th | RDC Rec Royals | Red Deer |

Masters Tier II **Host: Edmonton**

| Place | Team | District |
|--------|--------------------|--------------|
| Gold | Karpaty Relics | EDSA |
| Silver | FC Grasshoppers | CUSA |
| Bronze | Caledonia Thistle | EDSA |
| 4th | Chile | EDSA |
| 5th | Chinook Blackstars | CUSA |
| 6th | My Office Pub Wild | Medicine Hat |

Masters Tier I **Host: Edmonton**

| Place | Team | District |
|--------|---------------|----------|
| Gold | Victoria | EDSA |
| Silver | Callies Elite | CUSA |
| Bronze | Scottish | EDSA |
| 4th | Dacia | CUSA |

Classics Tier II **Host: Edmonton**

| Place | Team | District |
|--------|--------------------|------------|
| Gold | Edmonton Reds | EDSA |
| Silver | MC United Classics | EDSA |
| Bronze | Polonia Classics | EDSA |
| 4th | Norman Panthers | Lethbridge |

CONGRATULATIONS TO ALL PARTICIPANTS!



2010 ANNUAL REPORT

Outdoor 2010

| AMSL | G | W | L | T | D | GF | GA | P |
|---------------------------|----|----|----|---|---|----|----|----|
| Calgary Dinosaurs | 18 | 15 | 0 | 3 | 0 | 45 | 12 | 48 |
| Calgary Villains Elite FC | 18 | 10 | 7 | 1 | 0 | 40 | 22 | 31 |
| Edmonton Scottish | 18 | 9 | 5 | 4 | 0 | 27 | 16 | 31 |
| Calgary Pars FC | 18 | 9 | 6 | 3 | 0 | 31 | 30 | 30 |
| Lethbridge FC | 18 | 7 | 4 | 7 | 0 | 35 | 32 | 28 |
| Edmonton Green & Gold | 18 | 8 | 8 | 2 | 0 | 39 | 32 | 26 |
| Calgary Callies | 18 | 5 | 8 | 5 | 0 | 25 | 30 | 20 |
| Edmonton Drillers | 18 | 5 | 11 | 2 | 0 | 20 | 45 | 17 |
| Edmonton Victoria | 18 | 3 | 11 | 4 | 1 | 15 | 38 | 13 |
| Calgary Darts | 18 | 3 | 14 | 1 | 0 | 18 | 38 | 10 |

| Division 1 | G | W | L | T | D | GF | GA | P | FP |
|------------------------|----|----|----|---|---|----|----|----|-----|
| Alumni 1 | 18 | 13 | 2 | 3 | 0 | 52 | 23 | 42 | 155 |
| Blizzard Imperials | 18 | 11 | 2 | 5 | 0 | 53 | 19 | 38 | 143 |
| Villains Alumni 1 | 18 | 12 | 4 | 2 | 0 | 50 | 23 | 38 | 118 |
| Darts Spurs | 18 | 12 | 5 | 1 | 0 | 49 | 28 | 37 | 182 |
| Cochrane Rangers 1 | 18 | 9 | 5 | 4 | 0 | 46 | 36 | 31 | 143 |
| Chinooks Bafana Bafana | 18 | 9 | 6 | 3 | 0 | 35 | 31 | 30 | 174 |
| SVK Vikings | 18 | 4 | 13 | 1 | 0 | 25 | 64 | 13 | 183 |
| Viper SC 1 | 18 | 2 | 11 | 5 | 0 | 23 | 38 | 11 | 112 |
| CJSC C | 18 | 2 | 12 | 4 | 0 | 24 | 50 | 10 | 119 |
| Cyclones Silverback FC | 18 | 1 | 15 | 2 | 2 | 21 | 66 | 5 | 86 |

| Division 3A | G | W | L | T | D | GF | GA | P | FP |
|----------------------|----|----|----|---|---|----|----|----|-----|
| Croatia 1 | 18 | 12 | 4 | 2 | 0 | 53 | 33 | 38 | 111 |
| Southside Rangers | 18 | 12 | 4 | 2 | 0 | 50 | 31 | 38 | 74 |
| DepoCentroamerica FC | 18 | 11 | 6 | 1 | 1 | 54 | 32 | 34 | 84 |
| Euro United FC | 18 | 9 | 7 | 2 | 0 | 34 | 37 | 29 | 64 |
| Eagles 2 | 18 | 9 | 8 | 1 | 0 | 40 | 37 | 28 | 79 |
| Okotoks Athletics | 18 | 9 | 8 | 1 | 0 | 36 | 35 | 28 | 126 |
| Villains Alumni 2 | 18 | 9 | 8 | 1 | 0 | 30 | 34 | 28 | 143 |
| Eritrean Salina | 18 | 4 | 12 | 2 | 2 | 32 | 46 | 14 | 99 |
| Persepolis | 18 | 4 | 13 | 1 | 0 | 25 | 50 | 13 | 100 |
| Cochrane Rangers 2 | 18 | 3 | 12 | 3 | 0 | 23 | 42 | 12 | 121 |

| Premier | G | W | L | T | D | GF | GA | P | FP |
|-------------------------|----|----|----|---|---|----|----|----|-----|
| Pars Premier | 18 | 14 | 1 | 3 | 0 | 45 | 18 | 45 | 165 |
| Dinosaurs 1 | 17 | 13 | 3 | 1 | 0 | 47 | 18 | 40 | 116 |
| CJSC A | 19 | 9 | 9 | 1 | 0 | 37 | 38 | 28 | 144 |
| Darts Premier | 17 | 7 | 5 | 5 | 0 | 33 | 26 | 26 | 117 |
| Cyclones A | 19 | 8 | 9 | 2 | 0 | 27 | 32 | 26 | 148 |
| Villains Elite Reserves | 18 | 7 | 9 | 2 | 0 | 39 | 41 | 23 | 133 |
| Lads Club 1 | 18 | 7 | 10 | 1 | 0 | 33 | 41 | 22 | 153 |
| Ethiostar | 16 | 6 | 7 | 3 | 0 | 27 | 31 | 21 | 80 |
| Callies Bhoys | 18 | 6 | 10 | 2 | 0 | 28 | 37 | 20 | 133 |
| Napoli Azzurri | 18 | 2 | 16 | 0 | 0 | 21 | 55 | 6 | 124 |

| Division 2 | G | W | L | T | D | GF | GA | P | FP |
|----------------------|----|----|----|---|---|----|----|----|-----|
| NSD Hoods 1 | 18 | 14 | 0 | 4 | 0 | 59 | 16 | 46 | 151 |
| Brothers United | 18 | 11 | 4 | 3 | 1 | 44 | 27 | 36 | 123 |
| PSC | 18 | 10 | 5 | 3 | 0 | 51 | 32 | 33 | 117 |
| Eldorado Kickers A | 18 | 9 | 8 | 1 | 0 | 38 | 51 | 28 | 93 |
| Dinos Premier | 18 | 8 | 7 | 3 | 0 | 45 | 38 | 27 | 129 |
| Darts United | 18 | 6 | 7 | 5 | 0 | 37 | 30 | 23 | 190 |
| Chinooks Chipolopolo | 18 | 6 | 10 | 2 | 0 | 27 | 27 | 20 | 105 |
| SD Serbia | 18 | 6 | 10 | 2 | 0 | 25 | 40 | 20 | 82 |
| Lads Club 2 | 18 | 5 | 12 | 1 | 0 | 29 | 47 | 16 | 145 |
| Napoli Blue Tigers | 18 | 2 | 14 | 2 | 1 | 16 | 63 | 8 | 135 |

| Division 3B | G | W | L | T | D | GF | GA | P | FP |
|------------------|----|----|----|---|---|----|----|----|-----|
| SABAH FC | 18 | 12 | 5 | 1 | 1 | 55 | 35 | 37 | 96 |
| Darts Gunners | 18 | 11 | 3 | 4 | 0 | 51 | 32 | 37 | 115 |
| Neighbourhoods | 18 | 12 | 5 | 1 | 0 | 44 | 26 | 37 | 150 |
| Chinooks Rebels | 18 | 12 | 5 | 1 | 0 | 52 | 35 | 37 | 131 |
| Avalanche FC 1 | 18 | 9 | 9 | 0 | 0 | 43 | 42 | 27 | 130 |
| Eagles 1 | 18 | 7 | 6 | 5 | 0 | 31 | 32 | 26 | 122 |
| Callies Rovers | 18 | 6 | 8 | 4 | 0 | 36 | 45 | 22 | 114 |
| Rangers FC | 18 | 5 | 12 | 1 | 0 | 29 | 33 | 16 | 106 |
| Airdrie United 1 | 18 | 4 | 12 | 2 | 0 | 39 | 52 | 14 | 117 |
| Ginos Drillers | 18 | 2 | 15 | 1 | 2 | 15 | 63 | 7 | 104 |

REALITY CHECK ✓

Soccer is the most participated sport in Calgary with 21% of the Calgary households reporting soccer participation. There is **no** other sport in Calgary (winter or summer) that has a higher participation rate than soccer. (Alberta Recreation Survey, 2008)



2010 ANNUAL REPORT



Outdoor 2010

| Division 4A | G | W | L | T | D | GF | GA | P | FP |
|--------------------|----|----|----|---|---|----|-----|----|-----|
| Calgary Storm | 15 | 11 | 1 | 3 | 0 | 68 | 25 | 36 | 126 |
| Cyclones B | 16 | 11 | 3 | 2 | 0 | 57 | 25 | 35 | 144 |
| Wingnuts United FC | 16 | 10 | 3 | 3 | 0 | 34 | 13 | 33 | 166 |
| Timberhawks | 16 | 6 | 4 | 6 | 0 | 43 | 31 | 24 | 166 |
| Stella Clavisque | 16 | 6 | 7 | 3 | 0 | 45 | 39 | 21 | 30 |
| Samba Juniors | 16 | 6 | 8 | 1 | 1 | 33 | 31 | 19 | 100 |
| Neighbourhoods 2 | 16 | 5 | 9 | 2 | 0 | 25 | 29 | 17 | 100 |
| Nighthawks DMU | 16 | 5 | 9 | 2 | 0 | 29 | 40 | 17 | 136 |
| Northern United FC | 17 | 0 | 16 | 0 | 1 | 9 | 110 | 0 | 129 |
| CJSC Sampdoria B | | | | | | | | | |

| Division 4C | G | W | L | T | D | GF | GA | P | FP |
|---------------------|----|----|----|---|---|----|----|----|-----|
| Oranje Boom Elite | 18 | 12 | 2 | 4 | 0 | 52 | 18 | 40 | 95 |
| Eagles 3 | 18 | 11 | 5 | 2 | 0 | 52 | 23 | 35 | 94 |
| CRA United | 18 | 10 | 5 | 3 | 0 | 61 | 43 | 33 | 152 |
| Calgary Bighorns FC | 18 | 9 | 8 | 1 | 1 | 51 | 35 | 28 | 121 |
| AS Roma | 18 | 9 | 8 | 1 | 0 | 58 | 54 | 28 | 112 |
| Afroskarks | 18 | 7 | 7 | 4 | 0 | 30 | 37 | 25 | 138 |
| SWU Relics | 18 | 8 | 10 | 0 | 0 | 47 | 73 | 24 | 159 |
| NSD Royals | 18 | 7 | 10 | 1 | 0 | 56 | 47 | 22 | 133 |
| Lions Football Club | 18 | 3 | 11 | 4 | 0 | 26 | 64 | 13 | 120 |
| ASC Blue Devils | 18 | 3 | 13 | 2 | 2 | 19 | 58 | 11 | 111 |

| Division 5B | G | W | L | T | D | GF | GA | P | FP |
|---------------------|----|----|----|---|---|----|----|----|-----|
| Darts Olympics | 18 | 14 | 3 | 1 | 0 | 54 | 27 | 43 | 172 |
| Royals F.C. | 18 | 12 | 5 | 1 | 0 | 54 | 27 | 37 | 126 |
| F4 Life Lobos FC | 18 | 11 | 5 | 2 | 0 | 56 | 34 | 35 | 146 |
| Airdrie United 2 | 18 | 11 | 5 | 2 | 0 | 56 | 38 | 35 | 141 |
| Crusaders | 18 | 11 | 5 | 2 | 0 | 56 | 40 | 35 | 161 |
| Avalanche FC 2 | 18 | 9 | 6 | 3 | 1 | 46 | 32 | 30 | 157 |
| Prairie Dogs | 18 | 6 | 11 | 1 | 0 | 29 | 39 | 19 | 146 |
| Rangers Athletic | 18 | 6 | 11 | 1 | 0 | 26 | 47 | 19 | 137 |
| Eldorado Kickers B | 18 | 2 | 13 | 3 | 0 | 17 | 54 | 9 | 108 |
| United Nations Club | | | | | | | | | |

| Division 4B | G | W | L | T | D | GF | GA | P | FP |
|-------------------|----|----|----|---|---|----|----|----|-----|
| NSD Hoods 2 | 16 | 12 | 3 | 1 | 1 | 53 | 24 | 37 | 107 |
| Breakers FC | 16 | 11 | 2 | 3 | 0 | 50 | 26 | 36 | 54 |
| White Eagles | 16 | 9 | 5 | 2 | 0 | 48 | 29 | 29 | 65 |
| Wolves FC | 16 | 8 | 5 | 3 | 0 | 43 | 27 | 27 | 99 |
| Cascade Bull Dogs | 16 | 7 | 6 | 3 | 0 | 41 | 31 | 24 | 160 |
| Rogues | 16 | 6 | 7 | 3 | 0 | 49 | 39 | 21 | 122 |
| Freemen FC | 16 | 5 | 9 | 2 | 0 | 47 | 59 | 17 | 164 |
| Ismaili | 16 | 2 | 12 | 2 | 1 | 13 | 68 | 8 | 67 |
| Croatia 2 | 16 | 1 | 12 | 3 | 2 | 19 | 60 | 6 | 65 |
| F4 Life SC | | | | | | | | | |

| Division 5A | G | W | L | T | D | GF | GA | P | FP |
|----------------------|----|----|----|---|---|----|----|----|-----|
| FC Albania | 18 | 14 | 1 | 3 | 0 | 62 | 20 | 45 | 126 |
| GDC FC | 18 | 12 | 2 | 4 | 0 | 60 | 24 | 40 | 125 |
| Torcida | 18 | 11 | 4 | 3 | 0 | 37 | 17 | 36 | 145 |
| Memorial Mavericks 2 | 18 | 10 | 5 | 3 | 0 | 58 | 29 | 33 | 151 |
| Barrabrava FC | 18 | 7 | 7 | 4 | 1 | 38 | 33 | 25 | 90 |
| NWU Alumni | 18 | 6 | 8 | 4 | 0 | 33 | 36 | 22 | 135 |
| Celtic FC | 18 | 6 | 10 | 2 | 0 | 37 | 51 | 20 | 112 |
| Airdrie Spurs | 18 | 4 | 9 | 5 | 0 | 30 | 57 | 17 | 146 |
| FC Skorpions | 18 | 4 | 12 | 2 | 0 | 25 | 57 | 14 | 144 |
| Timberhawks 2 | 18 | 0 | 16 | 2 | 0 | 21 | 77 | 2 | 136 |

| Division 5C | G | W | L | T | D | GF | GA | P | FP |
|------------------------|----|----|----|---|---|----|----|----|-----|
| Blizzard Phoenix | 18 | 16 | 2 | 0 | 0 | 82 | 16 | 48 | 185 |
| Hellas FC | 18 | 13 | 4 | 1 | 0 | 63 | 34 | 40 | 187 |
| SWU X-treme | 18 | 13 | 5 | 0 | 0 | 58 | 37 | 39 | 146 |
| CPA Blues | 18 | 12 | 5 | 1 | 0 | 41 | 31 | 37 | 168 |
| MAC United | 18 | 10 | 7 | 1 | 0 | 67 | 44 | 31 | 122 |
| Oranje Boom Revolution | 18 | 6 | 8 | 4 | 0 | 28 | 38 | 22 | 147 |
| The Fighting Peacocks | 18 | 5 | 12 | 1 | 0 | 26 | 48 | 16 | 142 |
| Adrenaline Rush | 18 | 4 | 14 | 0 | 0 | 24 | 76 | 12 | 158 |
| Bulgarian Lions | 18 | 3 | 14 | 1 | 0 | 33 | 53 | 10 | 104 |
| SA United | 18 | 3 | 14 | 1 | 1 | 12 | 57 | 10 | 113 |



2010 ANNUAL REPORT

Outdoor 2010

| Division 6A | G | W | L | T | D | GF | GA | P | FP |
|--------------------|----------|----------|----------|----------|----------|-----------|-----------|----------|-----------|
| IFC | 17 | 13 | 1 | 3 | 0 | 78 | 15 | 42 | 125 |
| Cyclones C | 17 | 10 | 3 | 4 | 0 | 42 | 26 | 34 | 126 |
| Calgary Shamrocks | 17 | 9 | 5 | 3 | 0 | 56 | 24 | 30 | 123 |
| Eastside United | 16 | 9 | 4 | 3 | 0 | 55 | 33 | 30 | 151 |
| Calgary City FC | 16 | 7 | 7 | 2 | 0 | 42 | 24 | 23 | 143 |
| Grand Don's United | 17 | 4 | 10 | 3 | 0 | 31 | 67 | 15 | 81 |
| Neighbourhoods 3 | 17 | 3 | 13 | 1 | 0 | 25 | 59 | 10 | 103 |
| GDC United | 17 | 2 | 14 | 1 | 1 | 12 | 93 | 7 | 133 |

| Division 6C | G | W | L | T | D | GF | GA | P | FP |
|--------------------|----------|----------|----------|----------|----------|-----------|-----------|----------|-----------|
| Dinamo FC | 17 | 17 | 0 | 0 | 0 | 130 | 7 | 51 | 127 |
| Shere Punjab Club | 18 | 13 | 3 | 2 | 0 | 82 | 33 | 41 | 166 |
| Memorial Mavericks | 18 | 13 | 3 | 2 | 0 | 70 | 31 | 41 | 125 |
| Villains Alumni 3 | 18 | 11 | 7 | 0 | 1 | 64 | 51 | 33 | 154 |
| SWU Reds | 17 | 8 | 7 | 2 | 0 | 32 | 36 | 26 | 148 |
| Fusion FC | 18 | 7 | 8 | 3 | 0 | 26 | 54 | 24 | 137 |
| Primos F.C. | 18 | 5 | 13 | 0 | 2 | 28 | 58 | 15 | 115 |
| Fooz FC | 18 | 4 | 12 | 2 | 0 | 28 | 77 | 14 | 158 |
| Eastside BDFC | 18 | 2 | 14 | 2 | 0 | 21 | 69 | 8 | 171 |
| CKSC | 18 | 2 | 15 | 1 | 1 | 24 | 89 | 7 | 151 |

| Master's Elite | G | W | L | T | D | GF | GA | P | FP |
|-----------------------|----------|----------|----------|----------|----------|-----------|-----------|----------|-----------|
| Callies Elite O35 | 17 | 14 | 2 | 1 | 0 | 62 | 8 | 43 | 109 |
| Chinooks Elephants | 17 | 12 | 3 | 2 | 0 | 35 | 28 | 38 | 129 |
| Lads Club O35A | 17 | 10 | 5 | 2 | 0 | 60 | 28 | 32 | 136 |
| DACIA Wolves | 17 | 10 | 6 | 1 | 0 | 55 | 35 | 31 | 129 |
| Eagles Elite O35 | 17 | 6 | 10 | 1 | 0 | 38 | 38 | 19 | 99 |
| FC Grasshoppers O35A | 17 | 5 | 11 | 1 | 0 | 43 | 52 | 16 | 162 |

| Division 6B | G | W | L | T | D | GF | GA | P | FP |
|----------------------|----------|----------|----------|----------|----------|-----------|-----------|----------|-----------|
| Fiji United FC | 18 | 14 | 3 | 1 | 0 | 71 | 20 | 43 | 136 |
| St Georges | 18 | 13 | 3 | 2 | 0 | 52 | 24 | 41 | 134 |
| FC Corea | 18 | 10 | 5 | 3 | 1 | 58 | 36 | 33 | 103 |
| Electric XI | 18 | 9 | 6 | 3 | 0 | 51 | 42 | 30 | 144 |
| Abyssinia | 18 | 8 | 7 | 3 | 0 | 44 | 28 | 27 | 65 |
| Northwest FC | 17 | 7 | 6 | 4 | 0 | 26 | 34 | 25 | 99 |
| Nighthawks Nerazzuri | 18 | 6 | 8 | 4 | 0 | 41 | 49 | 22 | 162 |
| Callies Claymore | 17 | 4 | 12 | 1 | 2 | 30 | 46 | 13 | 138 |
| Southside Rangers 2 | 18 | 3 | 12 | 3 | 0 | 39 | 69 | 12 | 107 |
| Blizzard Malks | 18 | 2 | 14 | 2 | 0 | 24 | 88 | 8 | 157 |

| Master's Premier | G | W | L | T | D | GF | GA | P | FP |
|-------------------------|----------|----------|----------|----------|----------|-----------|-----------|----------|-----------|
| Lads Club O35B | 16 | 11 | 3 | 2 | 0 | 34 | 13 | 35 | 138 |
| Scimitar Blizzards O35 | 16 | 10 | 3 | 3 | 0 | 26 | 15 | 33 | 166 |
| Chinooks Black Stars | 16 | 8 | 5 | 3 | 0 | 26 | 23 | 27 | 109 |
| White Eagles O35 | 16 | 7 | 7 | 2 | 0 | 26 | 43 | 23 | 121 |
| Renegades United | 16 | 6 | 9 | 1 | 0 | 22 | 23 | 19 | 159 |
| Crusaders O35A | 16 | 6 | 9 | 1 | 0 | 20 | 31 | 19 | 104 |
| Cyclones Masters | 16 | 6 | 9 | 1 | 0 | 26 | 40 | 19 | 113 |
| Northwest Rangers | 16 | 4 | 11 | 1 | 0 | 22 | 45 | 13 | 149 |
| Southside Rangers Hoods | 16 | 4 | 11 | 1 | 0 | 21 | 47 | 13 | 137 |
| Cochrane Rangers O35A | 16 | 0 | 15 | 1 | 0 | 6 | 53 | 1 | 136 |



2010 ANNUAL REPORT



Outdoor 2010

| Master's 1 | G | W | L | T | D | GF | GA | P | FP |
|-------------------------------|----------|----------|----------|----------|----------|-----------|-----------|----------|-----------|
| Lions Ship & Anchor | 18 | 11 | 3 | 4 | 0 | 43 | 22 | 37 | 136 |
| Eagles O35 | 18 | 9 | 2 | 7 | 0 | 27 | 18 | 34 | 127 |
| Lads Club O35C | 18 | 9 | 4 | 5 | 0 | 39 | 27 | 32 | 158 |
| Rangers FC O35 | 18 | 7 | 6 | 5 | 0 | 43 | 38 | 26 | 191 |
| Portuguese Luso United Soccer | 18 | 8 | 8 | 2 | 0 | 33 | 32 | 26 | 71 |
| FC Grasshoppers O35B | 18 | 7 | 6 | 5 | 0 | 33 | 33 | 26 | 127 |
| Red Devils O35A | 18 | 7 | 8 | 3 | 0 | 30 | 28 | 24 | 114 |
| Wolves Soccer Club | 18 | 6 | 11 | 1 | 0 | 38 | 35 | 19 | 156 |
| Memorial Dynamo | 18 | 5 | 11 | 2 | 1 | 37 | 48 | 17 | 109 |
| Croatia O35 | 18 | 3 | 13 | 2 | 0 | 24 | 66 | 11 | 143 |

| Master's 3 | G | W | L | T | D | GF | GA | P | FP |
|-----------------------|----------|----------|----------|----------|----------|-----------|-----------|----------|-----------|
| Neighbourhoods O35 | 16 | 12 | 2 | 2 | 0 | 43 | 22 | 38 | 135 |
| Calgary Gunners FC | 16 | 11 | 3 | 2 | 0 | 62 | 16 | 35 | 115 |
| Calgary West | 16 | 10 | 6 | 0 | 0 | 47 | 30 | 30 | 149 |
| Screaming Iguanas | 16 | 7 | 7 | 2 | 0 | 38 | 37 | 23 | 121 |
| SWU Relics O35 | 16 | 6 | 7 | 3 | 0 | 36 | 46 | 21 | 129 |
| NSD Marauders | 16 | 6 | 8 | 2 | 0 | 42 | 51 | 20 | 137 |
| Eldorado Kickers C | 16 | 5 | 7 | 4 | 0 | 31 | 38 | 19 | 102 |
| Cochrane Rangers O35B | 16 | 5 | 9 | 2 | 1 | 32 | 48 | 17 | 109 |
| Rangers Athletic O35 | 16 | 0 | 13 | 3 | 0 | 21 | 64 | 3 | 148 |

| Over 45 B | G | W | L | T | D | GF | GA | P | FP |
|--------------------------|----------|----------|----------|----------|----------|-----------|-----------|----------|-----------|
| Cochrane Rangers O45 | 16 | 10 | 4 | 2 | 0 | 42 | 25 | 32 | 143 |
| Lads Club O45B | 16 | 7 | 5 | 4 | 0 | 42 | 34 | 25 | 117 |
| Southside Rangers O45B | 16 | 7 | 5 | 4 | 0 | 45 | 46 | 25 | 134 |
| Eurostars | 16 | 7 | 8 | 1 | 0 | 36 | 35 | 22 | 121 |
| Crusaders O45 | 15 | 4 | 7 | 4 | 0 | 27 | 35 | 16 | 153 |
| NSD Suns | 16 | 3 | 6 | 7 | 0 | 28 | 45 | 16 | 132 |
| Eagles O45 1 | 16 | 3 | 9 | 4 | 1 | 20 | 36 | 13 | 83 |
| Villains Alumni Over 45B | 16 | 3 | 9 | 4 | 0 | 25 | 56 | 13 | 168 |
| Calgary Storm O45 | 15 | 3 | 9 | 3 | 2 | 30 | 52 | 12 | 85 |
| White Eagles O45 | 16 | 2 | 10 | 4 | 0 | 24 | 54 | 10 | 139 |

| Master's 2 | G | W | L | T | D | GF | GA | P | FP |
|--------------------------|----------|----------|----------|----------|----------|-----------|-----------|----------|-----------|
| CJSC O35 | 18 | 11 | 5 | 2 | 0 | 38 | 26 | 35 | 116 |
| Genesis Land Dogs | 18 | 10 | 4 | 4 | 0 | 53 | 28 | 34 | 144 |
| Cyclones O35 | 18 | 9 | 6 | 3 | 0 | 38 | 27 | 30 | 200 |
| Calgary United Old Bhoys | 18 | 7 | 5 | 6 | 0 | 39 | 42 | 27 | 200 |
| Andinos | 18 | 8 | 7 | 3 | 0 | 45 | 49 | 27 | 136 |
| Memorial United O35 | 18 | 8 | 7 | 3 | 0 | 29 | 33 | 27 | 135 |
| Calgary Storm O35 | 18 | 8 | 10 | 0 | 0 | 45 | 38 | 24 | 137 |
| Airdrie United O35 | 18 | 5 | 10 | 3 | 0 | 30 | 43 | 18 | 119 |
| FC Stallions Old Boys | 18 | 5 | 11 | 2 | 0 | 38 | 44 | 17 | 132 |
| Red Devils O35 Bonavista | 18 | 5 | 11 | 2 | 0 | 29 | 54 | 17 | 161 |

| Over 45 A | G | W | L | T | D | GF | GA | P | FP |
|------------------------|----------|----------|----------|----------|----------|-----------|-----------|----------|-----------|
| Lads Club O45A | 17 | 13 | 2 | 2 | 0 | 62 | 14 | 41 | 136 |
| SDSerbiaO45 | 17 | 12 | 3 | 2 | 0 | 61 | 25 | 38 | 77 |
| Southside Rangers O45A | 17 | 11 | 3 | 3 | 0 | 56 | 20 | 36 | 133 |
| Rangers FC O45 | 17 | 7 | 7 | 3 | 0 | 33 | 40 | 24 | 138 |
| Selects | 17 | 5 | 7 | 5 | 0 | 32 | 35 | 20 | 127 |
| Villains Alumni O45A | 17 | 5 | 8 | 4 | 0 | 32 | 43 | 19 | 173 |

| Over 45C | G | W | L | T | D | GF | GA | P | FP |
|------------------------|----------|----------|----------|----------|----------|-----------|-----------|----------|-----------|
| Intrepid Hoods | 18 | 14 | 0 | 4 | 0 | 54 | 12 | 46 | 154 |
| Calgary Gunners FC O45 | 18 | 12 | 3 | 3 | 0 | 79 | 32 | 39 | 145 |
| Explorers O45 | 18 | 10 | 6 | 2 | 0 | 51 | 31 | 32 | 164 |
| Beddington United O-45 | 18 | 8 | 9 | 1 | 0 | 31 | 44 | 25 | 156 |
| Red Devils O45 2 | 18 | 6 | 12 | 0 | 0 | 25 | 53 | 18 | 145 |
| SWU Relics O45 | 18 | 4 | 11 | 3 | 0 | 27 | 52 | 15 | 177 |
| Fish Creek | 18 | 2 | 15 | 1 | 0 | 30 | 73 | 7 | 148 |

| Over 45D | G | W | L | T | D | GF | GA | P | FP |
|------------------------------|----------|----------|----------|----------|----------|-----------|-----------|----------|-----------|
| Calgary United Old Bhoys O45 | 17 | 11 | 3 | 3 | 0 | 63 | 27 | 36 | 148 |
| Chile O45 | 17 | 11 | 4 | 2 | 2 | 75 | 36 | 35 | 112 |
| Rangers Athletic O45 | 17 | 11 | 4 | 2 | 0 | 55 | 39 | 35 | 149 |
| Eagles O45 2 | 17 | 8 | 7 | 2 | 0 | 28 | 37 | 26 | 139 |
| Rovers O45 | 17 | 7 | 6 | 4 | 0 | 43 | 52 | 25 | 164 |
| Airdrie United O45 | 16 | 7 | 8 | 1 | 0 | 19 | 27 | 22 | 158 |
| CJSC Blues O45 | 16 | 2 | 12 | 2 | 0 | 27 | 54 | 8 | 111 |
| NSD Titans | 17 | 2 | 15 | 0 | 1 | 28 | 66 | 6 | 134 |



2010 ANNUAL REPORT



2010 OUTDOOR PROVINCIALS

SENIORS

HONOUR ROLL



Challenge Cup

Host: Edmonton

| Place | Team | District |
|--------|-----------------------|----------|
| Gold | Calgary Dinosaurs | South |
| Silver | Edmonton Scottish | North |
| Bronze | Edmonton Green & Gold | North |
| 4th | Calgary Villains | South |
| 5th | Calgary PARS | South |
| 6th | Edmonton Drillers | North |

Men Tier II

Host: Calgary

| Place | Team | District |
|--------|--------------------|----------|
| Gold | AS Roma | EDSA |
| Silver | St. Albert | EDSA |
| Bronze | Alumni 1 | CUSA |
| 4th | Blizzard Imperials | CUSA |

Jubilee Shield

Host: Edmonton

| Place | Team | District |
|--------|--------------------------|----------|
| Gold | Edmonton Victoria | North |
| Silver | Calgary NSD Saints | South |
| Bronze | Edmonton NorthWestUnited | North |
| 4th | Edmonton Angles | North |
| 5th | Calgary Callies | South |
| 6th | Calgary Jaguars | South |

Women Tier II

Host: Calgary

| Place | Team | District |
|--------|---------------|----------|
| Gold | Suns | CWSA |
| Silver | Blizzard Fire | CWSA |
| Bronze | Strikers | EDSA |
| 4th | Victoria 3 | EDSA |

Men Tier I

Host: Edmonton

| Place | Team | District |
|--------|----------------|----------|
| Gold | CJSCA | EDSA |
| Silver | AC Milan | EDSA |
| Bronze | Dinamo Croatia | CUSA |
| 4th | Dinosaurs 1 | CUSA |
| 5th | SS Lazio | EDSA |
| 6th | KC Trojans | EDSA |

Men Tier III

Host: Calgary

| Place | Team | District |
|--------|-----------------|--------------|
| Gold | Drillers 2 | EDSA |
| Silver | Brothers United | CUSA |
| Bronze | NSD Hoods | CUSA |
| 4th | GP Force | NW Peace |
| 5th | Edmonton United | EDSA |
| 6th | Earls Phantoms | Medicine Hat |

Women Tier I

Host: Edmonton

| Place | Team | District |
|--------|---------------------------|----------|
| Gold | Victoria 2 | EDSA |
| Silver | Ship & Anchor Independent | CWSA |
| Bronze | South Harmon | CWSA |
| 4th | NorthWest United 2 | EDSA |

Women Tier III

Host: Calgary

| Place | Team | District |
|--------|-----------------|----------|
| Gold | Wolves | EDSA |
| Silver | Crue | CWSA |
| Bronze | Blizzard Dynamo | CWSA |
| 4th | Edmonton Ice 1 | EDSA |



2010 ANNUAL REPORT



2010 OUTDOOR PROVINCIALS SENIORS HONOUR ROLL



Men Tier IV Host: Calgary

| Place | Team | District |
|--------|-----------------------|--------------|
| Gold | Druid FC | EDSA |
| Silver | Southside Rangers | CUSA |
| Bronze | Medicine Hat United | Medicine Hat |
| | 4th FC Al-Alkhwani | EDSA |
| | 5th Peace River | NW Peace |
| | 6th Darts Gunners | CUSA |
| | 7th St. Albert United | St. Albert |
| | 8th Chester City | St. Albert |
| | 9th Ponoka | CASA |

Classics Tier I Host: Edmonton

| Place | Team | District |
|--------|---------------|----------|
| Gold | Spirit | CWSA |
| Silver | Tsunami Blues | CWSA |
| Bronze | Green & Gold | EDSA |
| | 4th Chantis | EDSA |

Women Tier IV Host: Calgary

| Place | Team | District |
|--------|---------------------------|---------------|
| Gold | Capitals | EDSA |
| Silver | Blizzard Typhoons | CWSA |
| Bronze | Original Joes Crew | NW Peace |
| | 4th St. Albert | St. Albert |
| | 5th Royals | CWSA |
| | 6th Cochrane Lady Rangers | CWSA |
| | 7th Valkyries | EDSA |
| | 8th Sherwood Park | Sherwood Park |

Masters Tier II Host: Edmonton

| Place | Team | District |
|--------|------------------------|--------------|
| Gold | Karpaty Relics | CUSA |
| Silver | MC United | EDSA |
| Bronze | My Office Pub Wild | Medicine Hat |
| | 4th Serbian Masters | EDSA |
| | 5th Lads Club | CUSA |
| | 6th Scimitar Blizzards | EDSA |

Masters Tier I Host: Edmonton

| Place | Team | District |
|--------|-----------------------|----------|
| Gold | Victoria Masters | EDSA |
| Silver | Scottish Masters | EDSA |
| Bronze | Callies Elite | CUSA |
| | 4th Chinook Elephants | CUSA |

Classics Tier II Host: Edmonton

| Place | Team | District |
|--------|--------------------|----------|
| Gold | Edmonton Reds | EDSA |
| Silver | Old Crue | CWSA |
| Bronze | Jaguars Alumni | CWSA |
| | 4th Ital Canadians | EDSA |



2010 ANNUAL REPORT



OUTDOOR 2010 PROMOTIONAL CHALLENGE


| DIVISION 3 | DIVISION 4 |
|---|--------------------------------------|
| Blizzard Phoenix advance defeated Villains Alumni 2 | Freemen FC retain Tied IFC |

OUTDOOR 2010

| CITY CUP | CHAMPION |
|--------------------------|--------------------|
| BLACK CUP | PARS MAJOR |
| CALGARY CUP | CHINOOKS ELEPHANTS |
| TONY MARQUE MEMORIAL CUP | DINAMO FC |
| JOHN BURNS MEMORIAL CUP | WOLVES SOCCER CLUB |
| CENTENNIAL CUP | GENESIS LAND DOGS |
| KAISER CUP | LADS CLUB |



Black Cup Trophy
1st presented in 1914



The 2010 Kaiser Cup was sponsored by the Three Crowns Pub. It is the league's anticipation that this Cup will lead to the establishment of the Over 55 program. Congratulations to the players who participated.

