

DAVE BARR ARENA SCORE CLOCK OPERATION

1. Push the "Game Mode" button if the clock is still showing the time of day.
2. If there are values entered already, push and hold the "Clear" button for 5 seconds. This will reset everything to 0.
3. To enter period number, push "Enter", the period number you want, then push "Period" and then "Enter".
4. To enter time push "Enter", put in the time you want and then "Clock Set". e.g. "Enter", "2", "0", ":", "0", "0", "Clock Set".
5. To run the clock push "Run", to stop the clock push "Stop".
6. To enter scores simply push "Score" on the Home side for a Home goal or "Score" on the Visitor side for a Visitor goal. Shots on goal is the same, press "Shot on Goal" for each side.
7. To enter penalties:

For 1 penalty: Push "Enter"
 Input the time eg. "2:00"
 Push "Penalty" on the side receiving the penalty

For 2 or more penalties for the same team:
Enter the first one as directed above. For the second one, push "Penalty" again. The display will show "2" under the penalty number on the control board. Push "Enter", input the time as above and then push "Penalty".

For 2 penalties, one for each team: follow directions for 1 penalty above for each team.

NOTE: The horn will sound automatically when the time clock runs down.

TO SET TIME OF DAY

1. Press "Time of Day"
2. Press +/-
3. Enter time plus or minus number of hours and minutes (ie if clock is at 2:00 and it should be 4:00 you must add 2 hours)
4. Press "Clock Set"




Grande Prairie Minor Hockey

Score Clock Guidelines & Instructions



Dave Barr Arena

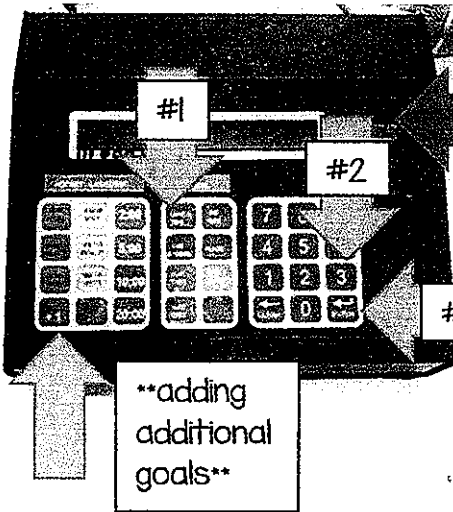



To set time/periods:

1. Press PERIOD button
2. Enter 1, 2, or 3
3. Press ENTER

Enter the Time (20min.)

1. Press GAME TIME
2. 20:00
3. Press ENTER
4. Switch RUN/STOP button to RUN (when ready to start period)



Setting Scores

1. HOME SCORE/VISITOR SCORE
2. Press 1
3. ENTER

To add additional goals, press the desired team then press +/- button

Adding Penalties

1. Press HOME PENALTY/VISITOR PENALTY
2. Jersey #
3. ENTER
4. Press 3 (For 3min. penalty)
5. ENTER

