



Guide: Entering Scores & Requesting Game Changes

Contents

Checklist to begin:	1
Steps to enter score & game details:	1
Steps to request game change:	4

Checklist to begin:

- ✓ Computer to login to website OR RAMP Gamesheet App on mobile
- ✓ GLRL Webmaster to provide the team login name and password to Association

Steps to enter score & game details:

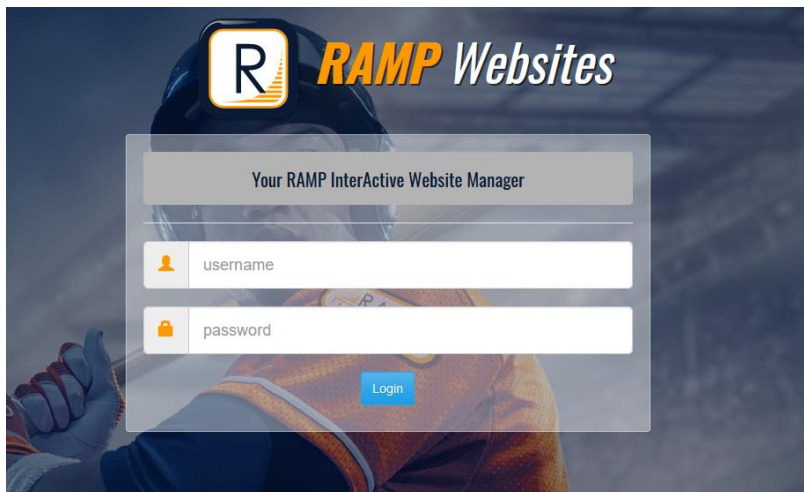
The home team is responsible to enter details for home games. Visitor games will be visible but not editable.

1. Login to the GLRL website using the team login and password provided.


Website: <https://admin.rampcms.com/login>

Username = team login

Password = team password



2. Click on League games in left side menu



3. Click on the green pencil icon next to the completed game.

Quick Search

#	Date	Start Time	End Time	Home	Visitor	Arena	Finished	Verified	
5001	10/30/2021	1:15 PM		Kitchener	Dorchester	Sportsworld Arena - Practice Rink	No		
5008	11/07/2021	9:30 AM		Markham	Dorchester	Angus Glen Community Centre Arena	No		
5009	11/07/2021	4:15 PM		Oshawa	Dorchester	Delpark Homes Centre	No		
5013	11/13/2021	5:30 PM		Dorchester	Richmond Hill	Flight Executive Centre	No		
5020	11/20/2021	5:30 PM		Dorchester	Mississauga	Flight Executive Centre	No		
5023	11/27/2021	12:00 PM		Mississauga	Dorchester	Iceland Arena Rink 4	No		
5031	12/11/2021	5:30 PM		Dorchester	Oshawa	Flight Executive Centre	No		
5037	12/18/2021	1:00 PM		Ajax	Dorchester	Chestnut Hill Rec Centre - Delaney Arena	No		

4. Enter the details of the game including:

- Score (MUST ENTER)
- Overtime/Shootout (MUST ENTER IF APPLICABLE)
- Shots on Goal (if tracked)
- Power Plays (if tracked)
- Player Suspensions (MUST ENTER IF APPLICABLE)

Gamesheet

[Back to Games](#)

[Click here to go to the game sheet tutorial!](#)

Season 2021-2022
Game # 5013
Date 11/13/2021 5:30 PM
Home U16AA - Dorchester
Visitor U16AA - Richmond Hill
Location Flight Executive Centre

- Enter your Roster & Save
- Once your roster is saved, you will be able to enter Goals, Penalties, Goalies, etc
- Live Scoring lets the public view the Gamesheet as the game is happening
- If there is a shootout, the shootout section appears at the bottom of this page

Dorchester (Home) Score

Richmond Hill (Visitor) Score

Live Scores

Game is Finished

Overtime or Shootout

Game Clock

The countdown clock will appear the website if Live Scores is on and the game is not completed.
Enter a period, minute and second and start the clock, it will show you the countdown.
You can pause the clock at any time. In order to set new value for the minute and second while the clock is running, you need to pause the clock first.
For the Period, you can enter names e.g. "1st", "2nd", "3rd", "OT", etc

Period Minute Second

Shots On Goal

	1st	2nd	3rd	OT
Dorchester	<input type="text"/>	<input type="text"/>	<input type="text"/>	<input type="text"/>
Richmond Hill	<input type="text"/>	<input type="text"/>	<input type="text"/>	<input type="text"/>

Power Plays

	Success	Chances
Dorchester	<input type="text"/>	<input type="text"/>
Richmond Hill	<input type="text"/>	<input type="text"/>

Roster

Add Player

Update Roster

After you select your roster, don't forget to click Update Roster

Dorchester

<input type="checkbox"/>	Jersey	Last	First	Suspended	AP	+/-
<input type="checkbox"/>		B	Call	<input type="checkbox"/>	No	
<input type="checkbox"/>		B	Ainsley	<input type="checkbox"/>	No	
<input type="checkbox"/>		C	Morgan	<input type="checkbox"/>	No	
<input type="checkbox"/>		C	Amber	<input type="checkbox"/>	No	
<input type="checkbox"/>		F	Regan	<input type="checkbox"/>	No	
<input type="checkbox"/>		K	Carly	<input type="checkbox"/>	No	
<input type="checkbox"/>		M	Zoe	<input type="checkbox"/>	No	

Richmond Hill


No Records Found

This is now complete!

Steps to request game change:

The opposing team's coach must have been contacted to agree to game change. Once game change has been decided, the following can be entered into the system.

1. Go to GLRL website
<http://greatlakesringette.msa4.rampinteractive.com/>
2. Click on the "Game Change Request" in menu



3. Enter the following details"
 - Game #
 - Age group (drop down)
 - Level (drop down)
 - Original Date (select from calendar)

- Original Time (enter time manually)
- Original Venue (enter manually)
- New Date (select from calendar)
- New Time (enter time manually)
- New Venue (enter manually)
- New game change accepted: both Home and away should be checked to verify this was agreed upon before entry
- Skill testing question (to make sure you are not a robot)

Complete form when both home and away associations and schedules agree to game changes

Game #

Age Group

Level

Original Date

Original Time

Original Venue

New Date

New Time

New Venue

New game change accepted
 Home Association
 Away association

7*9=

Example of completed form:

Complete form when both home and away associations and schedules agree to game changes

Game #

Age Group

Level

Original Date

Original Time

Original Venue

New Date

New Time

New Venue

New game change accepted
 Home Association
 Away association

7*9=

4. Click the Submit Button. An email is sent to GLRL to review and change.

Note: Allow for 48 hours to see update on the website and schedule.