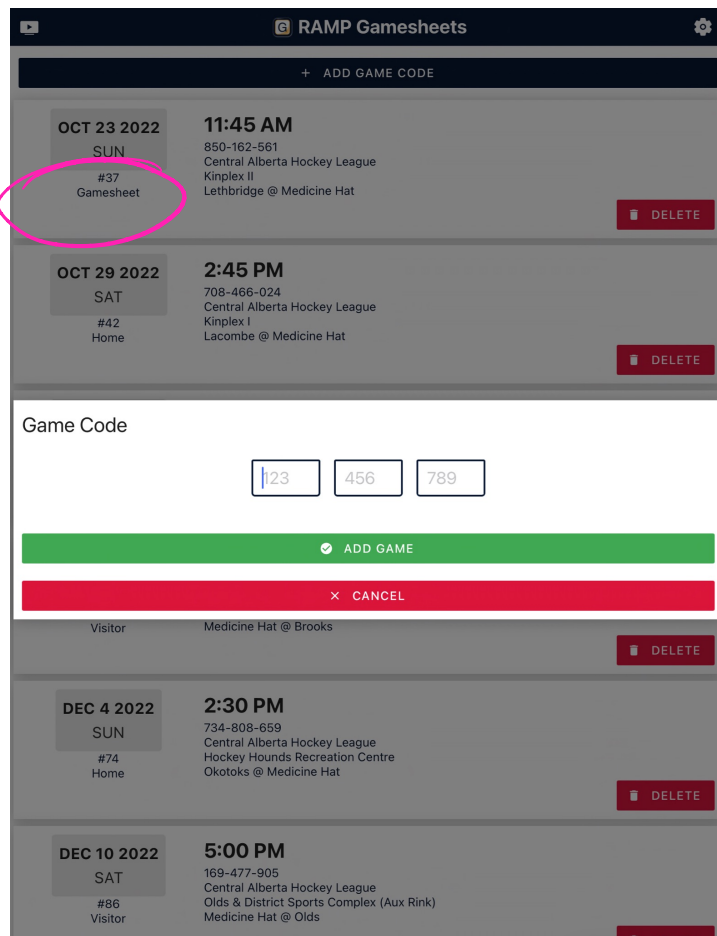


1. Enter 9 digit game code

Click on the "Gamesheet"
you just entered



2. Check-in players

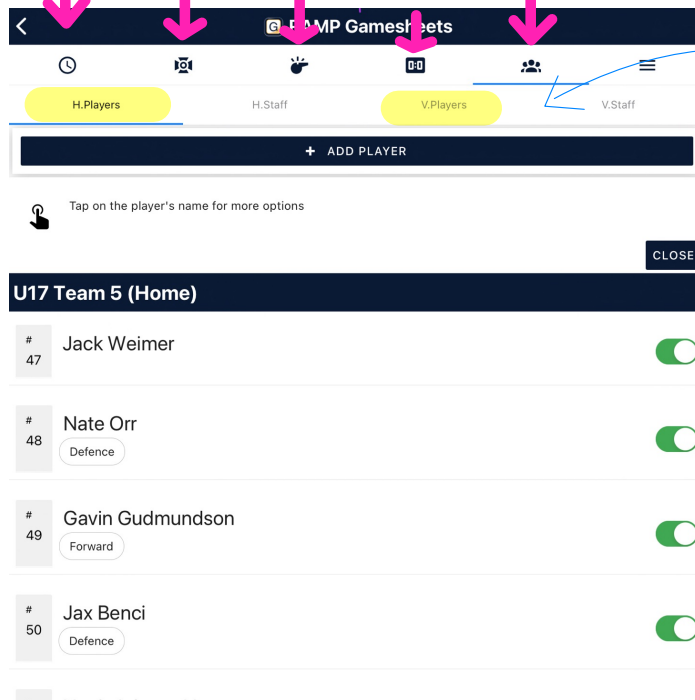
HOME tab

GOALS

PENALTIES

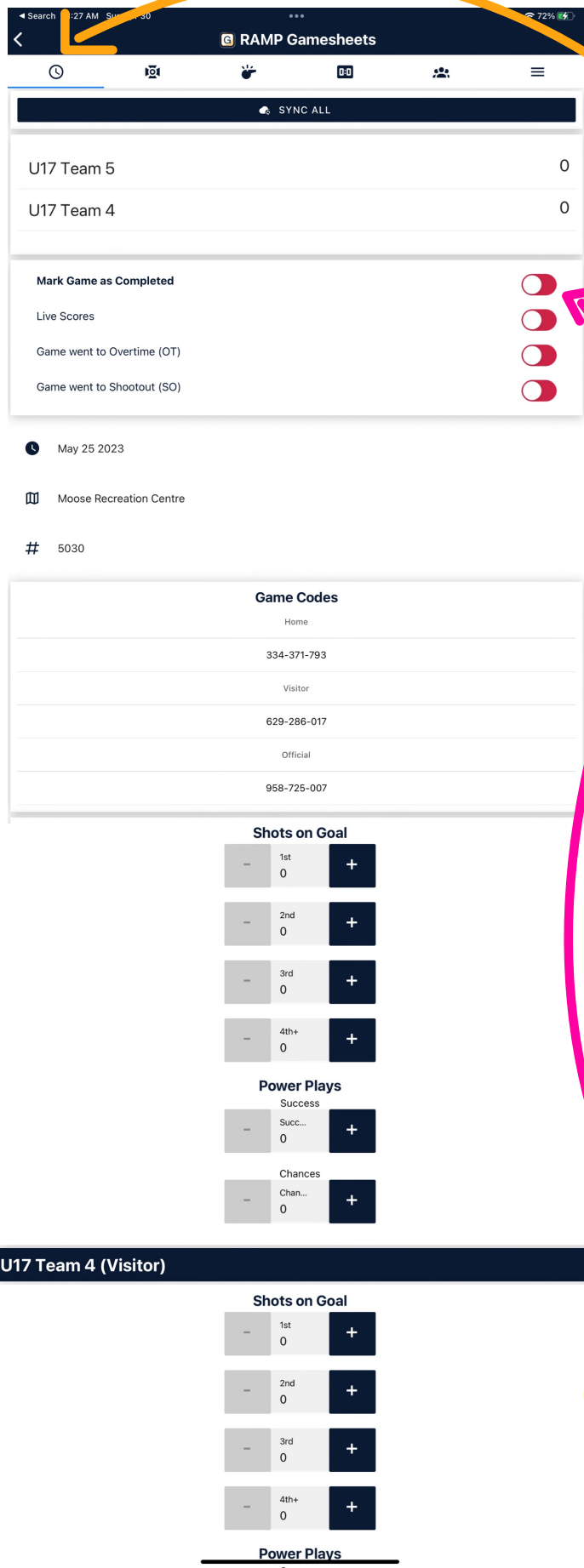
GOALIES

PLAYERS



Note there are Home and Visitor players, easiest way to do this is check-in all the players and have the coaches uncheck ones that aren't there.

This needs to be done to populate the player choices for goals and penalties



HOME TAB

This is where you can keep track of shots on goal, the score will be updated automatically when you enter goals in the GOAL tab

SOG is easily adjusted, you can enter at the end of each half as well.

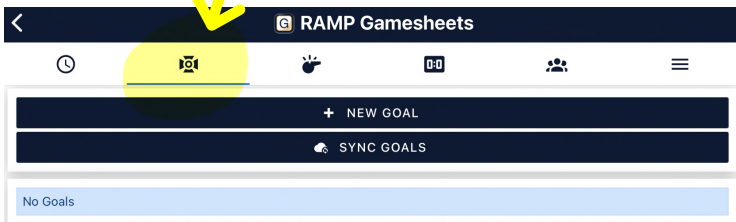
If you have poor internet connection you might have to "SYNC ALL" when your connection is good.

If you check "Live Scores" the score will update the gcbhl website.

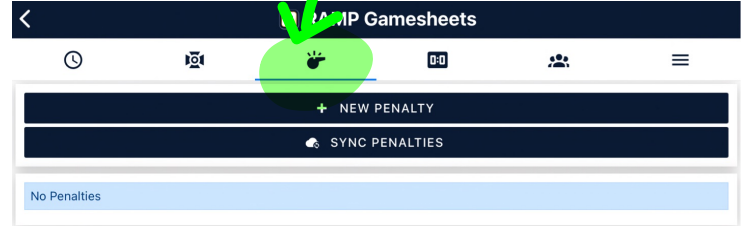
***At the END of the game, check "Mark Game as Completed"

GOALS & PENALTIES are very similar to enter, first click the tab you want

GOALS



PENALTIES



Enter period 1 or 2 and time of goal/penalty

Select team

Goal will default to Even Strength, no need to select

Select scorer (and assists) or penalized player

SAVE

Goals and penalties will be listed in the main Goal/Penalty tab, they can be edited/deleted there

A screenshot of the 'New Goal' form. The title bar is dark blue with a white back arrow on the left and the text 'New Goal' in the center. The form has several sections: 'Time' with fields for '# Period', '# Minute', and '# Second' (with a red '# Time is required' note below); 'No Team Selected' with a yellow button 'SELECT A TEAM'; 'Even Strength' with a yellow button 'SELECT A GOAL TYPE'; 'No Scorer Selected' with three yellow buttons: 'SELECT SCORER', 'SELECT 1ST ASSIST', and 'SELECT 2ND ASSIST'; and a 'Game Winning Goal' toggle switch (currently off). At the bottom is a dark blue button 'SAVE'.A screenshot of the 'New Penalty' form. The title bar is dark blue with a white back arrow on the left and the text 'New Penalty' in the center. The form has several sections: 'Time' with fields for '# Period', 'Minute', and 'Second' (with a red '# Time is required' note below); 'Optional Time Start' with fields for '# Period', 'Minute', and 'Second'; 'Optional Time On' with fields for '# Period', 'Minute', and 'Second'; 'No Offence Selected' with a yellow button 'SELECT AN OFFENCE'; 'No Team Selected' with a yellow button 'SELECT A TEAM'; 'No Player Selected' with a yellow button 'SELECT A PLAYER'; a yellow button 'OPTIONAL PLAYER SERVED'; a dark blue button 'SAVE'; and a dark blue button 'SAVE & COPY TO NEW PENALTY' at the bottom.

GOALIE tab

Enter this at the END of the game

Minutes played (40:00)

Goals scored on them, total # of shots they had attempted on them

Win/loss

SAVE

< New Goalie

No Team Selected

SELECT A TEAM

No Player Selected

SELECT A PLAYER

Time on Ice

Minutes Played Seconds Played

Minutes Played is required

Stats

Goals Against Total Shots

Goals Against is required

WLT

N/A

Win

Loss

Shutout

SAVE