

THE RAMP GAMESHEET APP will be used for all tournament (and league) games this season.

If you have signed up to be a SCOREKEEPER please download the app to your device ASAP.

It is a free, simple, and user-friendly app but please familiarize yourself with it prior to your first game.

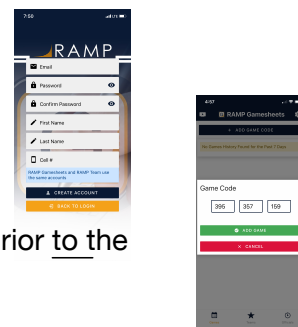
Each game has its own unique GAMECODE, and they will be available at the registration desks at each arena during the tournament. You can pre-load all of the games you are scorekeeper for if you wish to. Please see the GAMECODE lists at the registration tables.

Games will automatically delete from the app after 7 days, they can not be deleted manually.

Reach out by phone or text to (705)783-5011 if you have any questions/issues with the app.

Here are some instructions and a GAME CODE you can use to get familiar with the app.

1: Download the **RAMP GameSheets App** from the google play store or app store onto your device. You can try using your RAMP team app login info, or create a new account if you do not use Ramp team. You can use this personal account for all seasons going forward to score keep for your team or during home tournaments.



2: Add a game code. Each game has a unique 9 digit code that will be available to you prior to the tournament/games. Use GAME CODE 277-694-497 to get familiarized with the app.

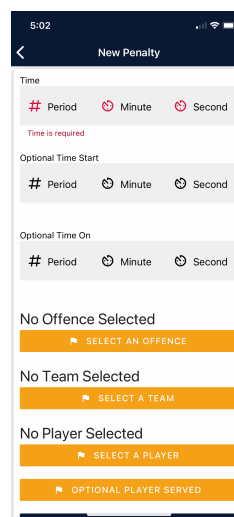
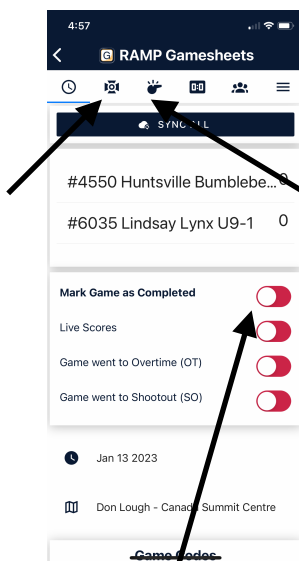
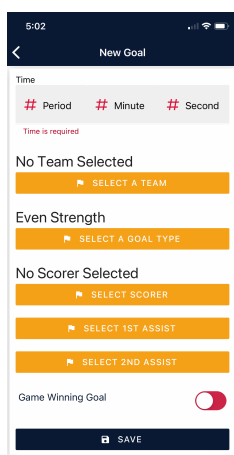
3: Click on the game that appears, and you will see the screen shown in the middle below. It will show the game information, and the tabs across the top that you will use to add goals and penalties.



4: On this first page, the only thing you need to enter is the period lengths in the area provided. **Our tournament games will all be 10,10, 12 minutes.**

5: For each goal:
-click new goal,
-add period, minute and second,
-select the team,
-select the scorer and assists from a drop down list that will appear of the teams full roster.
Click save

(No players names will appear using this practice game code)



6: For each penalty:
-click new penalty,
-enter the period, minute and second (required)
-the offence committed (told to you by the ref)
-the team
-a player from the drop down list.
Click save

(No players names will appear using this practice game code)

IMPORTANT NOTES:

Please make sure you load your game code into your app before heading to the timekeeper box. This will allow you to add data into the app even if the wifi is poor, and it will upload when you get back into better wifi/cell service.

There will be a photo copy of traditional paper game sheets in the timekeeper box that you can use to note the goals and penalties when the ref comes over to tell you who scored/assisted/or got penalties. These will not be official game sheets, and will not have roster names/signatures on them.

All data you write on paper MUST get transferred into the app either during the game or as soon as the game is over. Please make sure all data is correctly added, taking special care with serious penalties.

Once you have entered all goals and penalties into the app, at the end of the game, mark the game as complete by sliding the toggle shown above.

Please reach out with any RAMP questions or issues you have before or during the tournament to (705)783-5011

