


# RAMP Registration

## Adding DOB/Birth Certificates or CRC/RIS information to your account

From the RDPH Website:

<https://www.reddeerpondhockey.com/>


Click on LINKS, then RDPH REGISTRATION



This will take you to the RAMP Registration area where you can enter the info required (you can also click on the link below to go directly to the RAMP site)

<https://www.rampregistrations.com/login?v3=56405f5040>

Enter your RAMP login info, it will login and you should see this screen.



Click on the DOWN Arrow by My Family Members. Then click again on My Family Members. Your registration info for your Player/Coach will be listed here.

Click EDIT under your Player/Coach profile.

← → ↻ 🏠 rampregistrations.com/a/myparticipants?v3=56405f5040#

## Red Deer Pond Hockey

### My Family Members

Add a Family Member

**Kade McG**

RAMP ID: 9A8E3624  
Red Deer AB T4R3m3  
[redacted]@telus.net

Delete Edit

**Lori McG**

RAMP ID: [redacted]  
Red Deer AB T4R 3M3  
[redacted]@telus.net

Delete Edit

English

Scroll down once inside the Profile.

Then ENTER the information required.

- For DOB - Click "Choose File" under Birth Certificate and attach a photo of the Birth Certificate.
- For CRC - Click "Choose File" under CRC File and attach a photo of the Completed CRC.
- For RIS (Respect in Sport) - Enter the Certificate # in the Box.

RAMP ID  
A0D2D654

Respect in Sport Parent Certificate # Respect in Sport Coach Certificate # NCCP #

Photo

Photo  No file chosen

Birth Certificate Birth Certificate  No file chosen

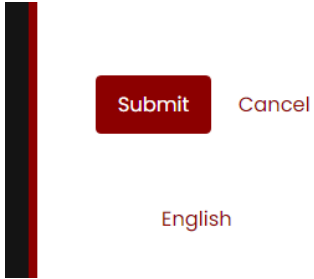
VSS File

VSS File  No file chosen

CRC File  No file chosen

Proof of Residency Treaty/Status/Métis Card

MAKE SURE to Click the SUBMIT box at the bottom of the page.



Click LOGOUT on the left side.