



RAMP App Install/Use

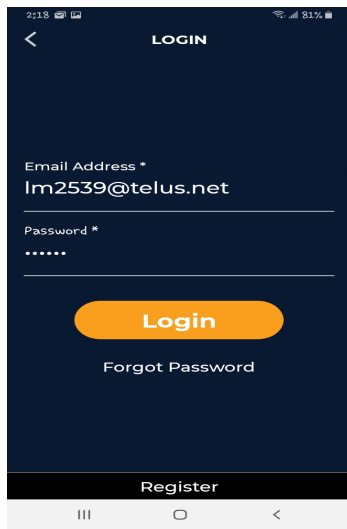
- To access your RDPH Team thru the RAMP App, your TEAM/RD Pond Hockey must have paid for the season. Team Managers, refer to *RAMP App Purchase Info*.
-
- RD pond Hockey MAY have paid for this feature - refer to the Division coordinators for this info.
- Once the APP has been paid for, follow the instructions below to setup your APP.
- Go to your APP store and install the RAMP Team (RAMP InterActive) app.



- Once installed, click at the bottom - "Already have an Account?"

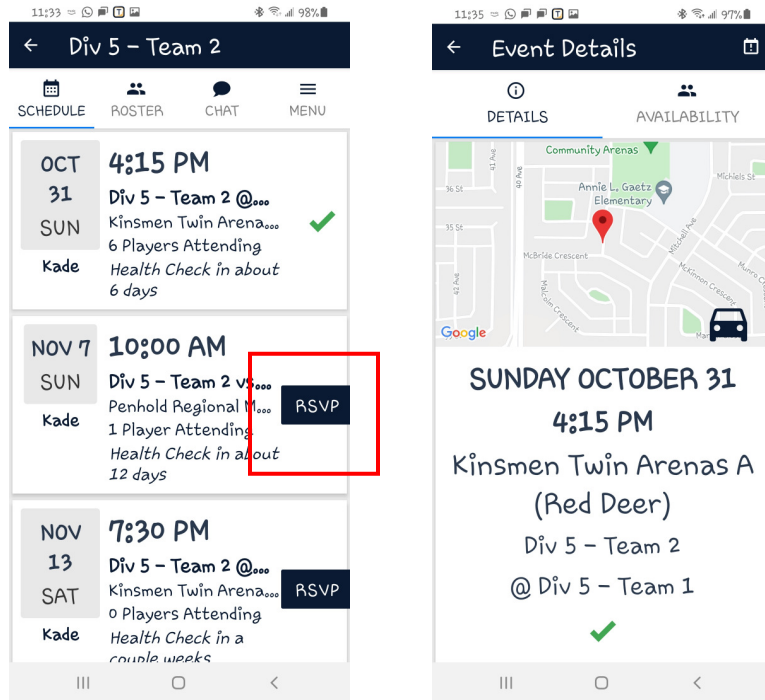


- Now, enter your RAMP login email address and password (this is the same login and password you used to register your player on the RAMP website)



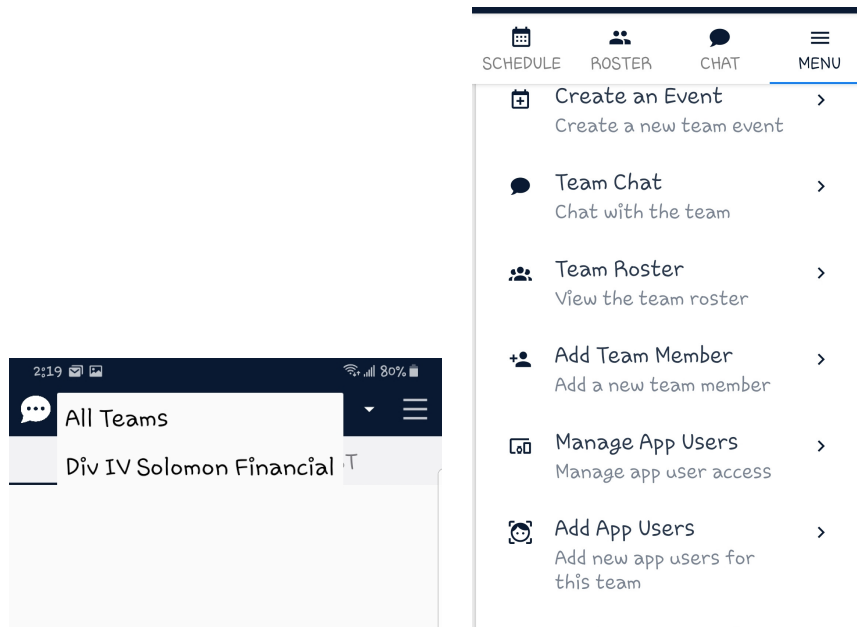
- IF you already have/had the APP for another sport, or for another year of Pond Hockey, you may have to logout, then log back in to REFRESH your teams.
- IF your team DOES NOT show up OR you have NOT received an email invite from Pond Hockey, you may have to request to "join" the team. Contact your Coach, Manager or Division Coordinator for help with this.
- Once your team is loaded, your schedule info will be loaded. Games are managed by your Division Coordinator.

- PLEASE use the RSVP function on the Schedule to let the coaches know if your player will be attending or not. You can click on the GREEN Check mark or RED X to change your availability if it changes.
- Click on a Game to see the location, time, other team info.



- There are several Icons at the TOP of the windows.
- Click on those to see player info for your team, Email or Chat with your team.

- FYI, Player info (emails/phone #s) are controlled by what is entered in YOUR RAMP account. RDPH or Team Coaches or Managers are NOT ALLOWED to add emails or any other items to your account. IF you require other emails added to have access, YOU must do that.
- IF there is another parent with a separate account that would like to be added to the team, the team manager or coach can send them an invite.
 - Click on the 3 lines on the top right corner, then go to "Add App Users" and enter the email of the person you are adding
 - PLEASE keep this to Parents/Guardians ONLY
 - DO NOT ADD other family members or friends



```
ERROR: undefined
OFFENDING COMMAND: f'~

STACK:
```