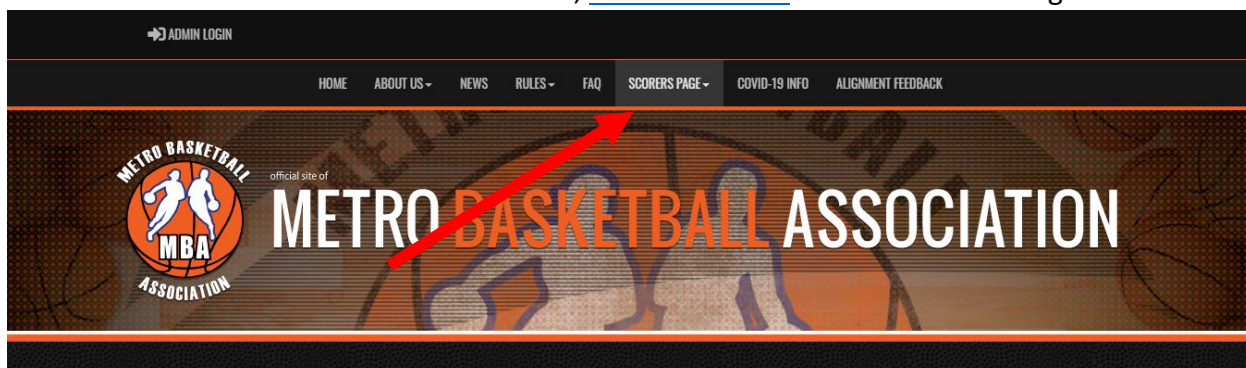


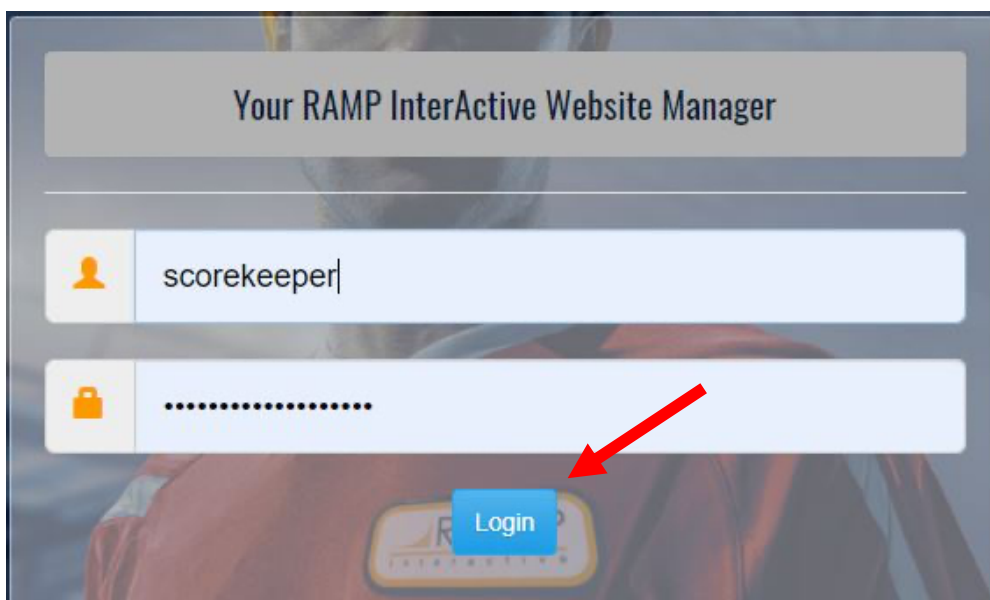
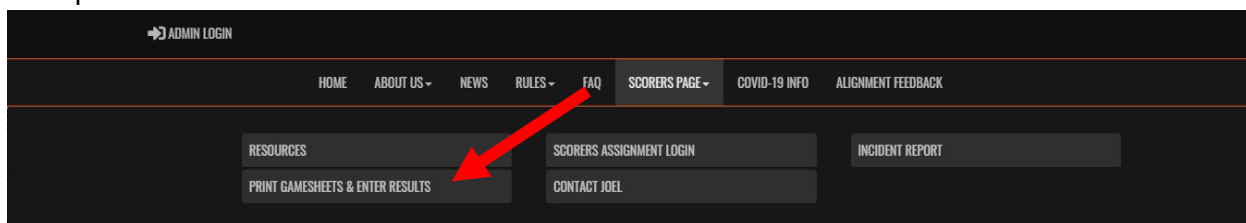
# Scorekeeper Instructions

## Entering Game Results

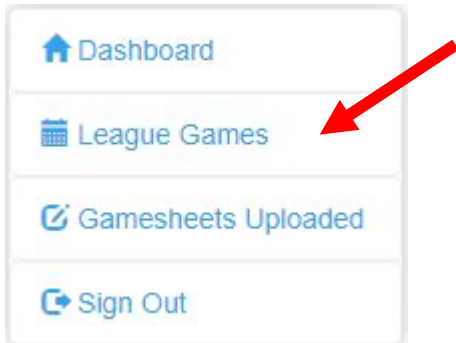
1. Go to Metro Basketball Association website, [www.mbans.ca](http://www.mbans.ca). Click on Scorers Page.



2. Click print rosters & enter results.



3. Click League Games.



4. Use the search to find the games you are scheduled to scorekeep. The quickest way is to enter the start date and end date as the date of your games as well as select a location. Click view

The 'League Games' search form contains several filters: 'Season' (2021/2022), 'Division' (All), 'Game Type' (All), 'Team' (All), 'Start' (10/20/2021), 'End' (empty), and 'Court' (All). Each filter has a dropdown arrow. Below the 'Start' and 'End' date fields are blue labels 'MM/DD/YYYY'. A blue 'View' button is at the bottom left. Red arrows point to the 'Start' date field, the 'View' button, and the 'Team' dropdown.

5. Click the green gamesheet button.

#	Date	Start Time	Home	Visitor	Court	Completed	Uploaded	Verified	
	02/06/2021	9:00 AM	Bedford Eagles - Moore (40)	St. Margarets Bay SLAM - Edison (26)	Basinview Drive Community Ctr	Yes	No	Unverified	

A red arrow points to the green 'Gamesheet' button in the last column of the table.

6. Enter the final score, CHECK THE BOX, GAME IS FINISHED. **Do not click back to games.**

**Gamesheet**

[Back to Games](#)

Season	2020/2021
Date	2/6/2021 8:30 AM to 9:50 AM
Home	U12 Boys - Bedford Eagles - Lohnes
Visitor	U12 Boys - FallRiver Rebels - Stach
Location	Bedford Hammonds Plains Community Ctr

**Bedford Eagles - Lohnes (Home)**  
Score

**FallRiver Rebels - Stach (Visitor)**  
Score

☐ Live Scores

☐ Overtime

☒ **Game is Finished**

7. Scroll down on page, If there was a call-up player for either team click Add Player. If no call-up player skip to step 12.

[Add Player](#) [Update Roster](#)

**After you select your roster, don't forget to click Update Roster**

**Columns**

- Pts - Points
- DREB - Defensive Rebounds
- OREB - Offensive Rebounds

8. Choose the team the player needs to be added to and enter their first name, last name and jersey number.

×

## Add Player

Team

choose ▾

Jersey #

First Name

Last Name

☐

Affiliated (AP)

Submit

Close

9. Make sure to select the affiliated (ap) check box. Then click submit

×

## Add Player

Team

choose ▾

Jersey #

First Name

Last Name

☐

Affiliated (AP)

Submit

Close

10. Scroll down and check off the players who played in the game for both the home team and visiting team. (do not check off players who were not there).

### Bedford Eagles - Lohnes

<input type="checkbox"/>	Jersey	Last	First
<input checked="" type="checkbox"/>	7	Adrien	Doyon
<input checked="" type="checkbox"/>	15	Alistair	MacPhee
<input checked="" type="checkbox"/>	9	Brody	MacPherson
<input checked="" type="checkbox"/>	21	Camden	Chandler
<input checked="" type="checkbox"/>	19	Colton	Mugford
<input checked="" type="checkbox"/>	6	Hunter	MacLean
<input checked="" type="checkbox"/>	10	Izak	Bungay
<input checked="" type="checkbox"/>	11	Kinnon	Lohnes
<input checked="" type="checkbox"/>	23	Noel	Taylor

11. Repeat for the visiting team.

### FallRiver Rebels - Stach

<input type="checkbox"/>	Jersey	Last	First
<input checked="" type="checkbox"/>	7	Angel	Gavin
<input checked="" type="checkbox"/>	9	Boudreau	Logan
<input checked="" type="checkbox"/>	5	Brien	Max
<input type="checkbox"/>		Culgin	Belinda
<input checked="" type="checkbox"/>	6	Doucette	Zachary
<input checked="" type="checkbox"/>	2	Given	Jake
<input checked="" type="checkbox"/>	13	MacDonald	Nathan
<input checked="" type="checkbox"/>	12	Myers	Aubrey
<input checked="" type="checkbox"/>	1	Pickett	Jake

12. Click Update Roster

<input checked="" type="checkbox"/>	12	Myers	Aubrey
<input checked="" type="checkbox"/>	1	Pickett	Jake
<input checked="" type="checkbox"/>	4	Stach	Maerek
<input checked="" type="checkbox"/>	11	Tillman	Jayden

Update Roster

13. Return to the top of the page and click return to games. Repeat all steps to enter all of your games.