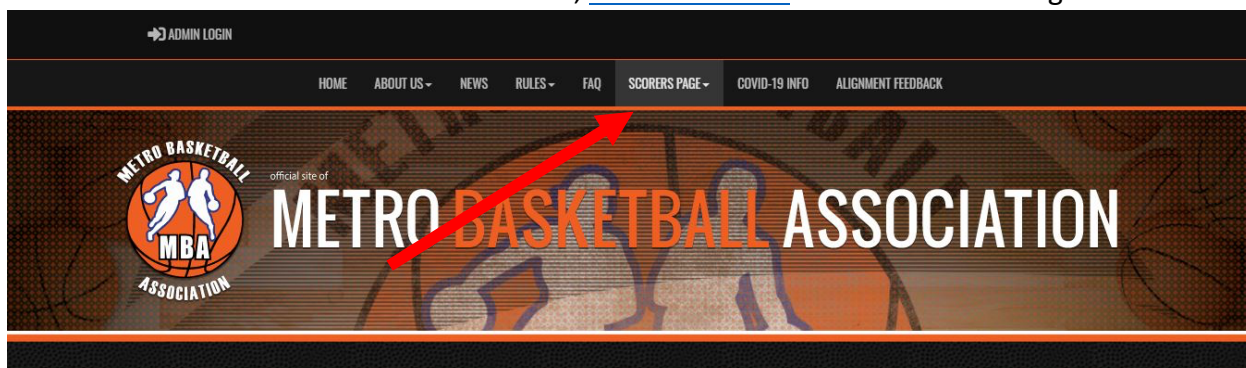


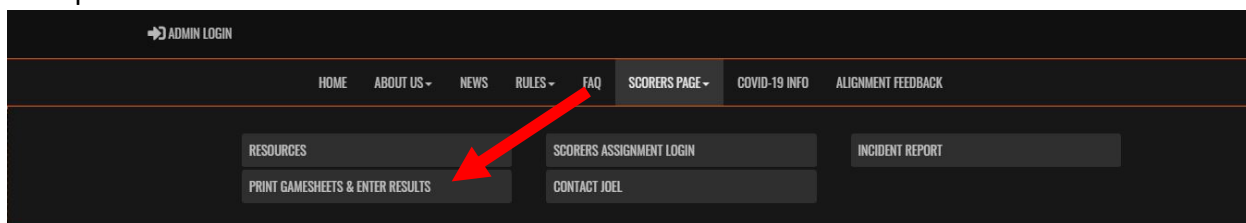
Scorekeeper Instructions

Printing Game Sheets

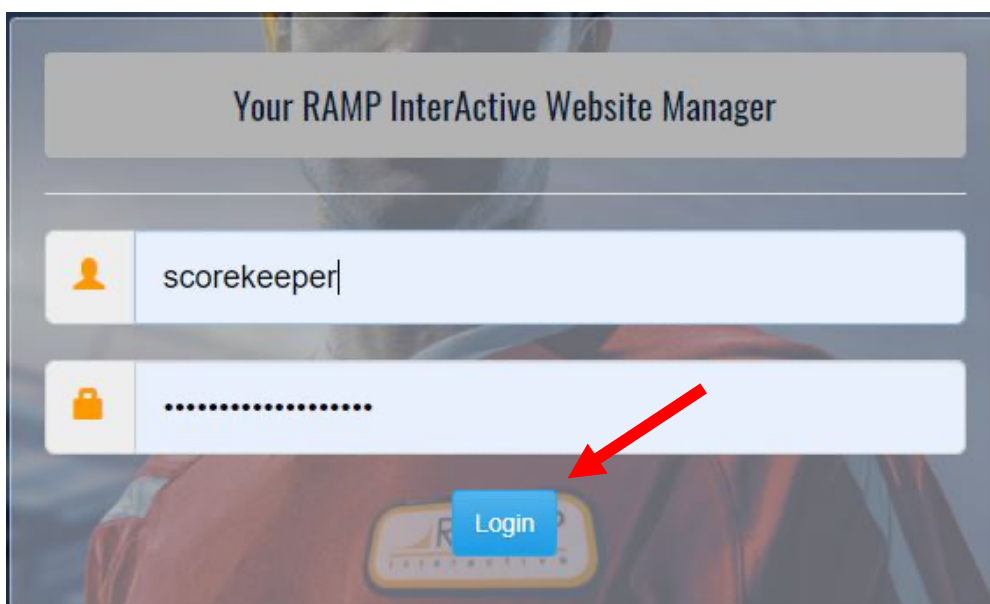
1. Go to Metro Basketball Association website, www.mbans.ca. Click on Scorers Page.



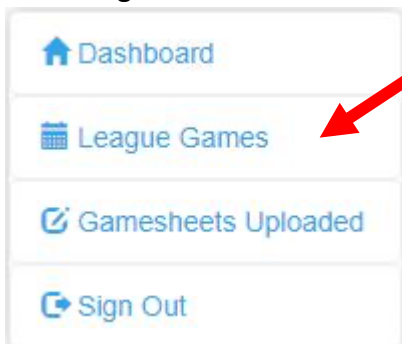
2. Click print rosters & enter results.



3. Enter username and password. Then click login.





4. Click League Games.



5. Use the search to find the games you are scheduled to scorekeep. The quickest way is to enter the start date and end date as the date of your games as well as select a location. Click view. Click view

The 'League Games' search form contains several filters: 'Season' (dropdown with '2021/2022'), 'Division' (dropdown with 'All'), 'Game Type' (dropdown with 'All'), 'Team' (dropdown with 'All'), 'Start' (date input with '10/20/2021'), 'End' (empty date input), and 'Court' (dropdown with 'All'). A blue 'View' button is at the bottom left. Red arrows point to the 'Start' date input, the 'View' button, and the 'Court' dropdown.

6. Click the printer icon for the game you are printing the game sheet for.

| # | Date | Start Time | Home | Visitor | Court | Completed | Uploaded | Verified | |
|---|------------|------------|-----------------------------|--------------------------------------|-------------------------------|-----------|----------|------------|---|
| | 02/06/2021 | 9:00 AM | Bedford Eagles - Moore (40) | St. Margarets Bay SLAM - Edison (26) | Basinview Drive Community Ctr | Yes | No | Unverified |   |

A red arrow points to the printer icon in the last column of the table row.

7. This will save a file on your computer, likely in the downloads folder. Find the file or click on downloaded file icon in your browser if one exists. Open the file and print it.



8. Repeat for each game you need to print a sheet for.