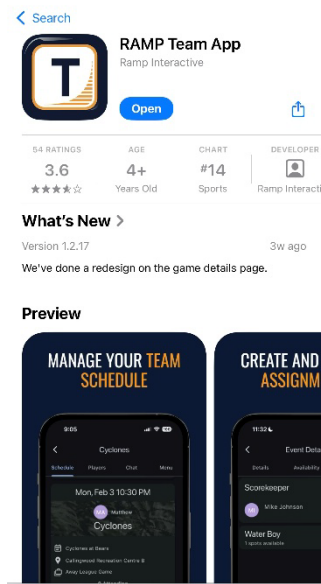
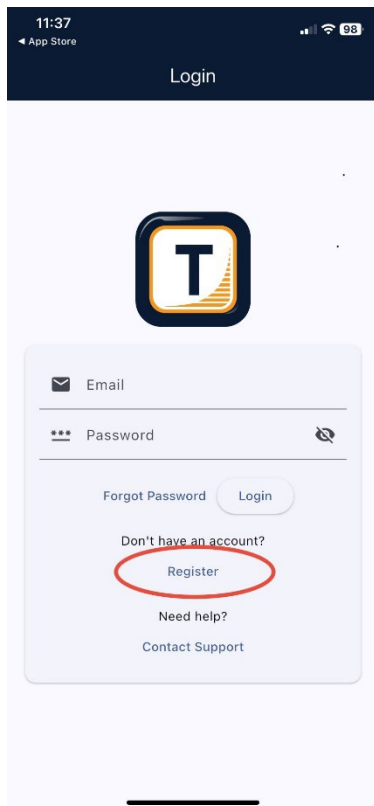


Guide to 'RAMP Teams' app

1. Go to your app store and download RAMP Team

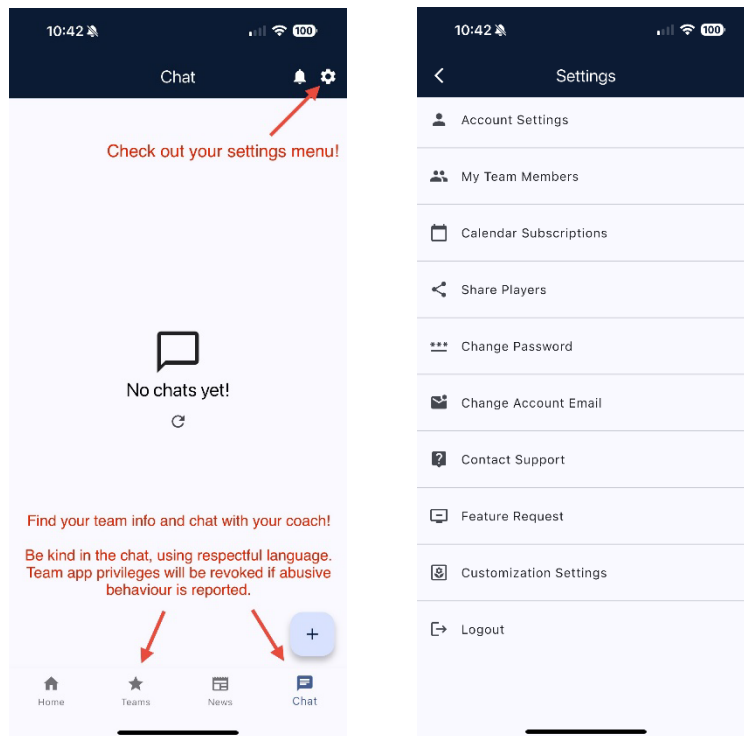


2. REGISTER using the email address you entered for your participant at the point of registration. Unless you are a coach or assistant coach, information regarding the players team will only be available to the participant/parent email. If you need additional emails added for access to the app please let us know.



3. Login using your newly created account credentials.

4. Now you can check out your team(s), browse your schedule, change your settings and chat with your coach and fellow players/parents. **This app is intended for MHSA purposes only. For personal event planning please use another form of communication.**



Team chat: BE KIND AND CONSIDERATE in this chat. Remember to use respectful language. Any abusive language reported could result in team app privileges revoked.

If you have questions or issues logging in, please contact RAMP support at 1-866-607-7267.

For questions regarding teams and players on your account please contact the office at 403-529-6931 (Tues-Thur 11am – 4pm)