

Ringette Provincial Tryouts



What families need to
know in Southern Region



Topics Covered

01

What is Provincial Ringette?

02

Who can tryout?

03

The Process

04

Other important Information

WHY RINGETTE?



01

What is Provincial Ringette?



AA/A levels of ringette are the competitive levels of ringette at which players must tryout for a place on the team. In order to tryout, you must complete the [SRRRA Provincial Intent 2023-2024](#)



What is the Commitment Requirement at each level?

- In most cases, the commitment level is more demanding than B and C level of play, both in time and financially.
- Coaches often go over this at tryouts and will require the families of the final team roster to sign some sort of contract indicating your commitment level.
- All AA/A levels play in the [Great Lakes Ringette League](#). This region covers the area from Chatham to Mississauga to Oshawa to Barrie and everywhere in between (Southern, Central and Western Regions)




What is the Commitment Requirement at each level?

- There are fewer AA teams, so the travel distance is greater and more frequent.
- A teams will still travel the same distances, but have more opportunity for closer to home games.
- AA/A level teams tend to enter more tournaments at farther distances which could increase the financial burden on families.



02

Who can
tryout?




Any ringette player is eligible to try out for a competitive team that is currently registered with an association.



03

**What is the
process?**



U12A UPDATE (Feb.6, 2023)

- Player evaluations will be conducted in the Fall (after September 1st).
- U12 teams will be tiered as an A, B or C team. The programs for these teams should look the same regardless of the level of play the team identifies as.
- If a Club has multiple U12 teams, they can choose to tier the teams or balance the teams depending on the level of skill and experience the group has based on the evaluations done at sort outs. If Clubs have multiple teams at the same level those teams should be balanced.



U12A UPDATE (Feb.6, 2023)

- **Further details on team formation at the U12 level will be communicated in the spring.**
- Teams may participate in up to five tournaments over the course of the season (September – April) including the end of the year Event.
- All tournaments at U12 should offer 3 game guarantees.



U12A UPDATE (Feb.6, 2023)

- All A, B and C teams will be eligible to participate in a Ringette Ontario U12 Year-End Event
 - RO will host multiple year end mixed level events to accommodate all teams.
 - Committing to attend is optional and will be up to the team.
 - End of year event format will include gold, silver, and bronze medals.
 - Details on the RO U12 Year End Event will be communicated in the fall.



There are very specific rules that must be followed during the tryout process for associations, coaches, families and players. Click on [SRRA Tryout Process](#) for more detailed information.

Tryout Process for Families

01

Intent Submission

Fill out the Google Doc for your player. The document will be available from February 14th, 2023 to March 20th 2023.

[SRRRA Provincial Intent Form](#)

02

Register/Pay for a tryouts

Once associations know what teams they are hosting, they will post information about tryouts and cost. In most cases this will be done through RAMP and will be found under registrations.

03

Attend Tryouts

Players may attend tryouts at as many associations as they wish (payment will be required for each association). However, players must follow the [Closest Association Matrix](#)

KEY DATES

**Feb 14th-
Mar 20th**

Intent form is active

**April 17th-
May 7th**

AA Tryouts (U14-U19)

**April 1st-
April 10thn**

**Tryout schedules
posted**

**May 13th -
May 31st**

A Tryouts (U14-U19)

Is the level I choose for tryouts important?

- YES, it is very important. Associations and the SRRRA look at player intents as one of the factors to determine whether they should be hosting AA or A levels based on player interest. If your player has no interest in playing at the AA level, they should choose A.

If you choose A and then would like to attend tryouts at AA, you may do so. We just ask that you contact Fernanda Serroul (SRRATryouts@gmail.com) through email to change your intent.



How does the Closest Association Matrix work?

Key Terms to Understand:

Home Association: The local association to which the player is eligible to play by residency. (Example: I live in Markham so my home association is Markham)

Current Association: The association to which a player has been released for level of play for the current season will then be considered the player's "Current Association". (Example: Markham player played for Richmond Hill U14AA this season, so they are now current to Richmond Hill)

Closest Association: The next closest association offering the desired level of play as indicated on the closest association matrix. (Example: The next closest association to Paris is Cambridge)



How does the Closest Association Matrix work?

- Players MUST go to tryouts at their home or current association if they offer the age and level the athlete intends to tryout for
- A bona fide effort must be given by the athlete at each tryout
- Sometimes your home association does not offer AA/A level of play for your age group or you simply want to give your player as many opportunities as possible to play at a higher level - if this is the case you MUST follow the Closest Association Matrix



How does the Closest Association Matrix work?

- What this means is athletes must go to the closest association offering the level of play.
- **For Example:** If a Paris player wants to tryout for U14A and Paris is not offering U14A, they would check the matrix and see that the next closest association would be Cambridge (not offering U14A), Burlington (**offering U14A**), Etibcoke (not offering U14A), Mississauga (**offering U14A**) and Richmond Hill (**offering U14A**). The player may attend each of these tryouts, but cannot skip any center offering U14A. In other words, they cannot skip Burlington and go to Mississauga or Richmond Hill



How does the Closest Association Matrix work?

Another Example:


Audrey lives in Paris. This year she played U14A for Cambridge. She wants to tryout for U16A for the 2023-2024 season, what must she consider?

1. Is Paris offering U16A? If yes, Audrey must tryout in Paris (*Home comes before Current and Closest*)
2. Audrey finds out that Paris is not offering U16A, but Burlington and Mississauga are. Burlington is her closest association and Paris is her current association, so what does she have to do? *Current comes before closest*, so Audrey MUST attend tryouts in Burlington, and can choose to attend tryouts in Mississauga.
- 3.



04

Other Information



How do the Tryouts work?

Step 1: Registration and Payment

- Register and/or pay for your tryouts with EACH association you intend to tryout for. Some associations will offer packages, some will require payment on the day of the tryout. Please see each associations website for more details.
- If an association is using RAMP for tryout registration, you can find it under “Registration” on their website



How do the tryouts work?

Step 2: Tryout Attendance (Open Tryouts)

- Open tryouts mean that any athlete that has given their intent to tryout and has registered and/or paid can attend the tryout
- For any association requiring payment ahead of time they may not let you on the ice if you haven't made payment, as they have made plans and preparations based on those who have registered
- If you cannot make a tryout because of family commitments or conflicts etc., let the coach or association know ASAP.
- If there are tryouts on the same night for 2 or more associations, you must attend the tryouts that are first in your pathway (home, current, closest)



How do the Tryouts work?

Step 2: Tryout Attendance (Open Tryouts)

- Attendance is tracked at each tryout and is updated usually within 24 - 48 hours of the tryout date on the player tracking form
-
- This is to ensure that player movement rules are being followed



How do the tryouts work?

Step 3: The Results

- Typically, after 2 tryouts, the first round of cuts are made. However, coaches or associations can make cuts after the first tryouts. This information is usually shared on the first night in a parent meeting.
- Decisions are recommended to be communicated by email. If cuts are being made you may receive notice that you have been cut (see **Roster Spot not Offered**) or that you are invited back (**invitation only**), or you may receive an offer from the team (see **Roster Spot Offered**)



How do the Tryouts work?

Step 3: The Results

- Some teams will be formed just after 2 tryouts - this depends on numbers of players trying out and talent
- ***Invite only tryouts*** are used when teams need to make further cuts after 1 or 2 tryouts
- Some coaches or associations will invite back all remaining players to come, while others will only invite back athletes they need to see again.
- In other words, the top athletes may not be invited back because they already made the team and do not need to be seen again.



Sorry, you did not make the team

Roster Spot Not Offered Letter

- If you receive a *roster spot not offered* letter through email, unfortunately you were not successful at that association's tryouts
- This means, however, that you are now eligible to receive offers from your next closest association
- The *roster spot not offered* letter is the evidence coaches and associations will need as proof of release



Congratulations you made the team!

Roster Spot Offered

- If you make the team for your home or current or closest association, your journey is almost done!
- You will receive a “**Roster Spot Offered**” letter from the coach or association, usually through email.
- You will be given 48 hours to accept or reject the offer
- If you accept, you are now on a provincial level team!



Congratulations you made the team!

Roster Spot Offered – REJECT

- If you **reject** the spot, your **ONLY** option for the upcoming season is to return to your home association and play there.
- **For Example:** If a Markham player rejects an offer to play on U16AA in Richmond Hill, they must return to Markham and play there. The athlete may play on any team the association feels would be the best fit.
- This is why you want to only attend tryouts for a team you actually want to play on.



Congratulations you made the team!

Roster Spot Offered – not from home or current association

- If you are trying out at a variety of associations, coaches or associations CANNOT offer you a spot on the roster until you have received confirmation from an email that you have not made any teams in between.
- This will come in form of a **“Roster Spot Not Offered”** letter which will be emailed by the coach or association.
- **For Example:** A Barrie player attended tryouts for U19A in Barrie, Newmarket and Richmond Hill. If Richmond Hill wants to offer a spot to the player, they must have evidence from Barrie and Newmarket that they did not offer the player a spot first.



VERY IMPORTANT INFORMATION

- If you make a team with an association other than your HOME association, you have a little more work to do
- Once you have accepted a roster spot OUTSIDE of your home association, you will be required to fill out the [Player Release Form](#) from Ringette Ontario
- Your association's president or registrar will help you through this process

Questions?

Please reach out to your President and/or provincial representative

