


REFEREE'S SIGNALS



BOARDING

Striking the clenched fist of one hand into the open palm of the opposite hand in front of the chest.



CHARGING

Rotating clenched fists around one another in front of the chest.



DELAYED CALLING PENALTY

Extending the non-whistle arm fully above the head.



BODYCHECKING

Open palm of the non-whistle hand, with fingers together, comes across body on to the opposite shoulder.



CHECKING FROM BEHIND

A forward motion of both arms, with the palms of the hands open and facing away from the body, fully extended from the chest at shoulder level.



DELAYED OFF-SIDE

Non-whistle arm fully extended above the head. To nullify a delayed off-side the Linesman shall drop the arm to the side.



BUTT-ENDING

A cross motion of the forearms, one moving under the other arm.



CROSS-CHECKING

A forward and backward motion of the arms with both fists clenched, extending from the chest for a distance of about one foot.



ELBOWING

Tapping either elbow with the opposite hand.



GOAL SCORED

A single point directed at the goal in which the puck legally entered.



HIGH STICKING

Holding both fists clenched, one immediately above the other at the height of the forehead.



HOOKING

A tugging motion with both arms as if pulling something from in front toward the stomach.



HAND PASS

Pushing motion with the open palm.



HOLDING

Clasping either wrist with the other hand in front of the chest.



ICING THE PUCK

The back Referee or Linesman signals a possible icing by fully extending either arm over her head. The arm should remain raised until the front Referee or Linesman, either blows the whistle to indicate an icing or until the icing is washed out. Once the icing has been completed, the back Referee or Linesman will then point to the appropriate face-off spot and skate to it.



HEAD CONTACT

Patting flat (open palm) of the non-whistle hand on this side of the head.



HOLDING THE STICK

Two stage signal involving the holding signal (shown above) followed by a signal indicating you are holding onto a stick with two hands in a normal manner.



INTERFERENCE

Crossing arms stationary in front of the chest.



PENALTY SHOT

Arms crossed above the head. Give the signal upon stoppage of play.



TOO MANY PLAYERS

Indication with six fingers (one hand open) in front of the chest.



KNEEING

Slapping either knee with the palm of the hand, while keeping both skates on the ice.



ROUGHING

Fist clenched and arm extended out to the front or side of the body.



TRIPPING

Striking leg with either hand below the knee, keeping both skates on the ice.



MATCH PENALTY

Patting flat of the hand on the top of the head.




SLASHING

A chopping motion with the edge of one hand across the opposite forearm.




UNSPORTSMANLIKE CONDUCT/DIVING

Using both hands to form a "T" in front of the chest.



MISCONDUCT

Both hands on hips.



SPEARING

Jabbing motion with both hands thrust out immediately in front of the body and then hands dropped to the side of the body.



WASH OUT

A sweeping sideways motion of both arms across the front of the body at shoulder level with palms down. This signal is used: (a) by the Referee to signal "no goal"; (b) by the Linesman to signal "no icing" and in certain situations "no off-side".