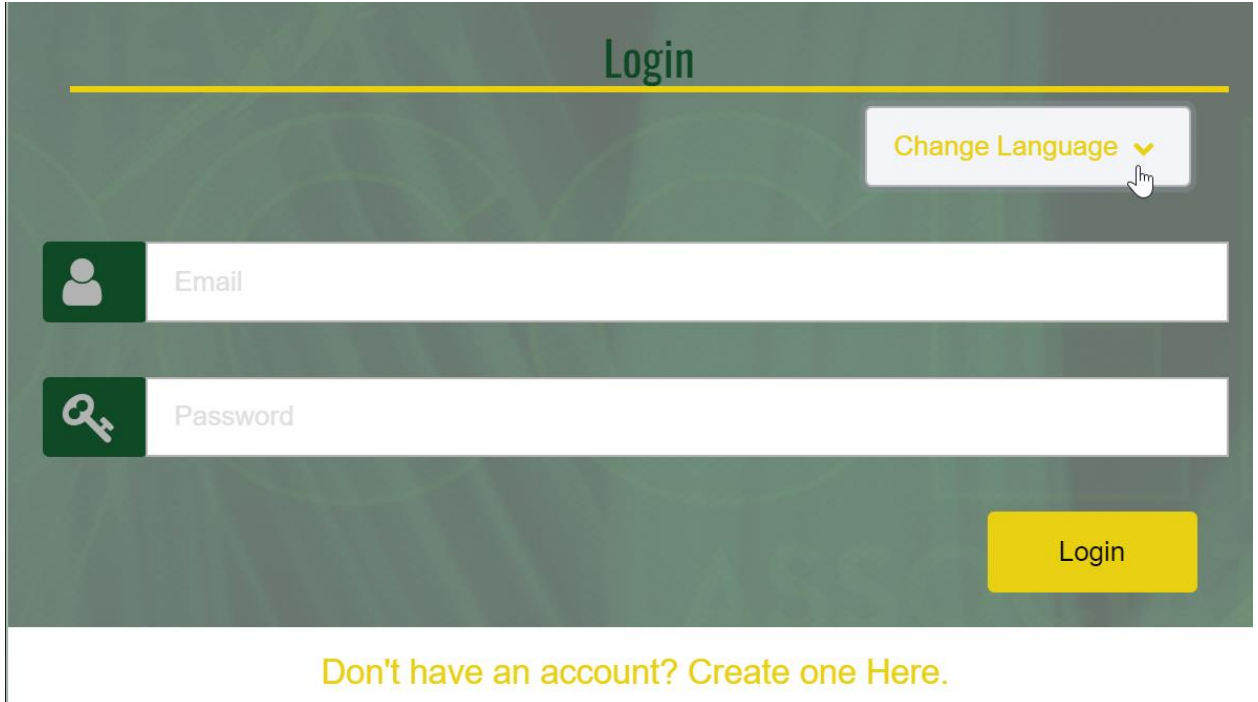



## Referee Course – Online Theory Registration Guide

1. Go to your Member Organization Ramp registration page. This should be the same page that you access to register as a player/coach or volunteer.



The screenshot shows a login interface with a dark green background. At the top center, the word "Login" is displayed in a light green font. Below it, there is a horizontal line. In the top right corner, there is a white button with the text "Change Language" and a downward arrow. Below this, there are two input fields: the first is labeled "Email" and has a person icon on the left; the second is labeled "Password" and has a key icon on the left. At the bottom right, there is a yellow button labeled "Login". Below the input fields, there is a yellow link that says "Don't have an account? Create one Here."

2. If you have an account, enter your details. If you do not have an account, you need to create one. You do not need to have a separate registration account as a player/coach and referee – **same account will work.**
3. Once logged in, select Clinic Registration.





4. Select Referee Course - Entry Level Referee – Online Theory (or another clinic as applicable)

- R Register ▼
- My Family Members ▼
- My Registrations ▼
- My Teams/Permits ▼
- Transactions ▼
- i Refund Policy
- Your Account ▼
- Logout

### Clinics

#### REFeree COURSE - Entry Level Referee - Entry Level Referee - Online Theory

Date

Last Day of Signup

Location

Contact Name

Octavian Iliuta

Contact Email

ccd@sasksoccer.com

Contact Phone

Register for Clinic

5. Choose a Family Member to register.

- R Register ▼
- My Family Members ▼
- My Registrations ▼
- My Teams/Permits ▼
- Transactions ▼
- Refund Policy
- Your Account ▼
- Logout

Choose Family Member to Register

Choose

Choose Your Packages

**Entry Level Referee - Online Theory**

\$0.00

6. After selection (and, if needed, data entry), select Entry Level Referee – Online Theory. Click Continue

- R Register ▼
- My Family Members ▼
- My Registrations ▼
- My Teams/Permits ▼
- Transactions ▼
- i Refund Policy
- Your Account ▼
- Logout

Choose Your Packages

**Entry Level Referee - Online Theory**

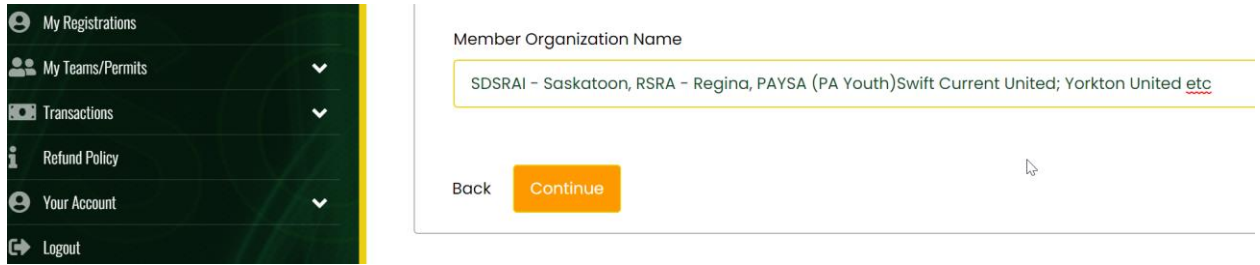
\$0.00

Continue

Back



7. Fill in the next page. Your Member Organization is the same as the one you currently play/coach/volunteer. If not sure, [go here](#) to locate your Member Organization.



The screenshot shows a user interface for registration. On the left is a dark green sidebar menu with the following items: 'My Registrations', 'My Teams/Permits' (with a dropdown arrow), 'Transactions' (with a dropdown arrow), 'Refund Policy', 'Your Account' (with a dropdown arrow), and 'Logout'. The main content area has a white background. At the top, it says 'Member Organization Name'. Below this is a text input field containing the text 'SDSRAI - Saskatoon, RSRA - Regina, PAYSA (PA Youth)Swift Current United; Yorkton United etc'. At the bottom of the form are two buttons: 'Back' and 'Continue'.

8. Check the information is correct. Specifically, make sure the email address shown is accurate. Click Submit Registration button located at the very bottom of the page.

Back

Submit Registration

English

9. Provided the email address is correct, a Confirmation email with details on how to access the Online Theory will be sent to the email address provided.