



SOUTH CALGARY RINGETTE

2023/24 EVALUATION PROCESS SUMMARY

Active Start through U19



SOUTH CALGARY RINGETTE ASSOCIATION

EVALUATION PROCESS

Table of Contents

General Information	3
Player Injury / Illness Exemption	4
Universal Athletic Assessment (UAA) Testing	5
Evaluation Process	5
General Points	5
Children's Ringette (AS – U12)	6
Active Start	6
U10	7
U12	8
Classic Ringette (U14 – U19)	9
U14	9
U16-U19	10
Goalies (U12-U19)	11
Coach Selection	12
U10 - SAMPLE FLOW CHART	13
U12 - SAMPLE FLOW CHART	14
U14 - SAMPLE FLOW CHART	15
U16 - SAMPLE FLOW CHART	16
U19 - SAMPLE FLOW CHART	17



SOUTH CALGARY RINGETTE ASSOCIATION

EVALUATION PROCESS

The information outlined below is a South Calgary Ringette Association (SCRA) guideline used by the Evaluation Committee. Each year, SCRA reviews the evaluation process and may implement new items to further enhance the process. The evaluation process may be altered periodically, depending on the number of players within an age group, in any given year. The evaluation process has been reviewed and approved by the SCRA Board.

General Information

Player evaluations are essential to the formation of teams in each age group. For the evaluation process to be as effective as possible, players must attend ALL of their assigned evaluation ice times. Failure to attend any assigned ice times, without prior exemption, may have a significant impact on the final placement of the player.

Evaluation Committee and Volunteers

The Committee is supported by the entire Board and a team of volunteers that consists of the Evaluation Coordinator(s) and the Age Group Coordinators:

Evaluation Committee

- President, VPs, UAA Coordinator
- Sets evaluation process
- Ensures ice is secured
- Review coach applicants and makes selections
- Reviews data and team formations

Evaluation Coordinator

- Oversees Age Group Coordinators and other volunteers
- Ensures equipment is distributed for sessions
- Ensures smooth operation of evaluation sessions

Age Group Coordinators

- Coordinates the operation of ice sessions in an assigned age group
- Oversees session volunteers
- Enters evaluation data and sends out ice time notifications

Continuous Improvement and Incorporating Feedback

An *immense* amount of work has been done over the years to improve and streamline our evaluation process. Each year, SCRA incorporates parent/coach/player/volunteer feedback from previous years as well as learning that has been shared from other associations.

A number of enhancements have been made over the years to improve SCRA's evaluations process as well as reduce the strain on volunteer time and other limited resources. Some examples of the added practices include:

- **TeamGenius to conduct UAA testing and evaluations:** SCRA will be using TeamGenius application during UAA testing and evaluations. TeamGenius mobile app allows Evaluators and Age Group Coordinators to submit scores and notes in real-time during evaluations for data collection, storage and management. Use of this mobile app increases the accuracy, impartiality and efficiency of the data collection and significantly reduces strain on our limited volunteer resources.
- **Enhanced communication with the SCRA members:** Each age group from U10 to U19 has a flow chart that shows possible movements through the evaluations process. After each evaluation session, players will receive system email notifications of their next ice time through TeamGenius from their Evaluation Age Group Coordinator.
- **Qualified evaluators:** SCRA relies on our network of qualified evaluators to perform player evaluations. Qualified evaluators must be coaches and other experts within the Ringette community (ie. CORA Open A/B/C teams, AA Ringette, RATH, etc). Evaluators *may* evaluate at or below the level they have coached. Evaluators are not permitted to evaluate their own player's group at their ice time.



SOUTH CALGARY RINGETTE ASSOCIATION

EVALUATION PROCESS

- **Qualified bench volunteers:** During game play sessions, only volunteers with coaching experience should run the benches. This will improve bench management and more even time for lines, positions and shifts.
- **Game play improvements:**
 - To ensure even time in shifts, a buzzer will be used to indicate shift changes during game play in our U10, U12 and U14 age groups.
 - For U14 and older age groups, the evaluations process will include the use of shot clocks in order to better simulate realistic game play.
- **Lock and Pick:** As used in other associations, the team formation process for U12A and U14A will once again include a limited "lock and pick" procedure on a trial basis. See the U12 and U14 sections for info.
- **Draft Process for U16/U19:** Using a streamlined draft process for U16 and U19 alleviates many challenges that have previously hindered the evaluations of these older age groups. See the U16/19 section for info.

Player Injury / Illness Exemption

- For any AS-U19 player that cannot attend any skate during the evaluation process due to illness, injury or family emergency, an exemption form must be submitted to the Evaluation Coordinator.
- **Exemption requests due to illness and injury must be accompanied with a Doctor's verification of injury/illness (date incurred, description of injury/illness, and projected recovery time).** Please refer to the online Medical Exemption Form under Evaluations.
- Each form will be reviewed and placement on a team will be determined using available info such as prior years' placements, placement of their peers, UAA testing results, and/or discussions with previous coaches.
- NOTE ► exemptions due to mandatory COVID-19 isolation requirements will be determined with the evolving public health orders at the time

Universal Athletic Assessment (UAA) Testing

- UAA is a series of standard, timed tests of an individual's technical skill (primarily skating) which, when used to create team average test results, will help improve competitive equity between teams across Alberta at the start of the season.
- UAA testing is mandated by Ringette Alberta for all skaters in the U10 to U14 age groups. (UAA testing is for skaters only. Full time goalies in U12 / U14 do not attend UAA testing.)
- The UAA results are submitted to RAB by their deadline for review and approval of team tiering.
- As per the RAB Tiering Policy, RAB uses the UAA data to compare across the province and approve the number of teams each association can have at each tier. This approval process is done to strive for comparative competitiveness across the province.
- Internally, SCRA uses the UAA data as a tool for sorting skaters into their first round evaluation session. After this initial sort, the UAA scores are not used further to determine the player placement except if needed to assist with placement of an injured player who is unable to complete evaluations.
- There is no "pre-seeding" for the UAA ice times. Players will be sorted by alphabetical order and birth year and then assigned to a UAA ice time. Prior year placement will not be considered in the assigned UAA ice time. [Note: U14 players attending the AA Ringette tryouts will have their UAA testing completed during the AA Ringette tryouts.]



SOUTH CALGARY RINGETTE ASSOCIATION

EVALUATION PROCESS

For more info on Universal Athletic Assessment testing, please see the information on our website.

- SCRA: <https://southcalgaryringette.com/uaa-testing/>
- Ringette Alberta: <https://ringettealberta.com/universal-athlete-assessment/>

Evaluation Process

The goal for evaluations in all age groups is to produce teams within RAB's Tiering Policy and other guiding policies while being mindful of our limited financial and volunteer resources.

- See the sample flowcharts at the end of this document for an overview of how the evaluations will be structured for your player's age group. (Please note these plans may change on short notice depending on final registration numbers, changes in ice availability, public health restrictions, etc.)
- After each round of sessions, players are moved through the flowchart plan based on their evaluation results. Notifications will be sent to the primary email contact on your RAMP account with your player's next assigned ice time. Our volunteers work as quickly as possible to work on the data and send out notifications, however please be prepared for short notice on occasion.
- **Active Start players will have one ice time.** See the ice schedule document on our website for more info.
- **Players in U10 to U14 will have a minimum of two ice times for evaluations** including UAA testing. Note that all players may not skate the same number of ice times. See the flowchart for more info and the ice schedule to note your player's possible times.
- **Players in U16 may have 2-3 ice times and U19 may have 1-3 ice times.** All players may not have the same number. See the flowcharts and ice schedule for more info and to note your player's possible times.
- SCRA targets to have about 26 skaters per full-ice game play session (ie. 13 per "team") to a maximum of 30 skaters (15 per "team"). These numbers will vary and are impacted by many factors.
- In previous years with rare situations where the U16/U19 age groups have uneven registration numbers, it was sometimes necessary for SCRA to invite U16 players to "try out" for the U19 age group in order to make teams with viable sizes.
- SCRA will not entertain requests from any players to play up an age group.

Team Formation:

- All players must attend evaluations to ensure accurate ranking.
- A player's placement in a previous year does not automatically place them at the same level in the current season.
- Final cuts from the Calgary AA Ringette tryouts are not automatically placed on an A level team. Players released from the AA Ringette program must be registered with SCRA and must attend our evaluations.
- **For small-ice 3v3 teams (ie. AS, U10S1, U10S2),** SCRA will aim for teams of an ideal size of 10-13 players maximum (depending on registration numbers) in accordance with the Children's Ringette framework.
- **For full-ice 5v5 teams,** SCRA will aim for teams of an ideal size of 13-15 players. This is a guideline and not guaranteed. Many factors impact team size formation including but not limited to:
 - total number of players registered in an age group
 - number of FT goalies available to support teams (U14-U19)
 - number of teams required as prescribed by the RAB Tiering Policy and the UAA results



SOUTH CALGARY RINGETTE ASSOCIATION

EVALUATION PROCESS

- discussions with other Associations to strive for competitive equity
 - if any cohort size restrictions are required by public health orders
-
- **Final placement of any player is at the discretion of the SCRA Board, via the Committee.**

Children's Ringette (AS – U12)

Introduced in the 2019/20 season, changes were mandated by Ringette Canada for AS, U10 and U12. Please refer to Ringette Canada's guidelines at: <https://www.ringette.ca/play/childrens-ringette/>

Active Start

- Active Start is the entry level division for 5 and 6 year old players (U7)
- Players will attend one evaluation ice time session, being assessed primarily on skating skill.
Evaluation will consist of some simple and fun skating drills with the aim of sorting players into equally balanced teams. Ice time notifications will be sent by email. See the ice schedule for the session information.
- One reciprocal friend request at this level is permitted. The Friend Request Form can be found on our website under Evaluations and the link is included: [scra-evaluations-friend-request-form.pdf](#)
This form must be completed, signed by both families and submitted to the Age Group Coordinator. SCRA will try our best to accommodate the requests, however placement cannot be guaranteed.

U10 Division

The U10 Step Program is a developmental program introduced in 2014 to allow players to play with similar players in both age and skill level. In U10, players are placed on balanced teams in U10 Step 1, U10 Step 2 or U10 Step 3 based on their birth year and their evaluation results.

- Step 1 will have 7 and 8 year olds; will play 3 vs 3 plus goalies, half-ice games
- Step 2 will have 7, 8 and 9 year olds; will play 3 vs 3 plus goalies, half-ice games
- Step 3 will have 8 and 9 year olds; will play 5 vs 5 plus goalies, full-ice games.

The aim of the U10 Program is largely to ensure that teams are balanced within each Step while being mindful of age/development differences within this unique age group.

- New Players - can request a friend for their first year of ringette. This Friend Request Form can be found on our website under Evaluations and the link is included:

<https://southcalgaryringette.com/friend-request/>

This form must be completed, signed by both families and submitted to the Age Group Coordinator. SCRA will try our best to accommodate the requests, however placement cannot be guaranteed.

U10 Evaluation Process:

- All U10 players will complete UAA testing See the UAA document on our website for more info.



SOUTH CALGARY RINGETTE ASSOCIATION

EVALUATION PROCESS

- Ringette Canada's LTAD framework outlines that skaters in U10 must play all positions. As such, players will be evaluated and rotate through all positions (Forward, Centre, Defense) during the game play sessions. Goalies are not used in U10 evaluation sessions.
- Evaluation sessions are typically 60-minute ice times consisting of rounds of skill and game play. During a game a buzzer will sound every 2 minutes during game play for line changes.
- Evaluators will score players based on basic skills such as skating ability, ring control, and game sense.

U10 Team Formation:

- After all U10 evaluation data is complete, SCRA will rank the entire group and sort players onto balanced teams using the "snake" method (ie. 123-321) at the appropriate Step for their development stage based on birth year and evaluation results.
- The typical progression for a U10 player is to advance through the Steps 1-2-3 in sequential years with their age. Due to the age factor, it is common to see a moderate range of skill levels in each Step.
- It is possible however, for some players to experience a different path in their development progression. A player may return to the same Step if required or they could jump from Step 1 to Step 3 the following year.
- All head coaches and assistant coaches are selected from the applicant list AFTER team formation.



SOUTH CALGARY RINGETTE ASSOCIATION

EVALUATION PROCESS

U12 Division

U12 introduces “tiered teams” which is a bit different from the U10 Step program. Whether your child is a returning U12 player or you are new to this level, U12 can mean big changes for Ringette players and families, particularly when it comes to evaluations.

U12 will be the first time many players experience being placed on tiered teams in accordance with RAB’s tiering structure. As such, some parents and players find that the U12 evaluation process feels different from their U10 experience. Parents can help their players’ experience by not pressuring them. The purpose of evaluations is to place players on tiered teams that best fit their skills and ability. All tiers are good Ringette and offer great opportunities for development and fun.

U12 Evaluation Process:

- Skaters in U12 will complete UAA testing in accordance with the RAB Tiering Policy. (Full-time goalies DO NOT attend the UAA testing.) UAA results will be used to sort skaters into their first round of evaluations.
- Ringette Canada’s LTAD framework outlines skaters in U12 must play a variety of all positions. As such, skaters will be evaluated and rotate through all positions (Forward, Centre, Defense) during the game play sessions.
- FT Goalies will be assigned to a variety of game play levels to ensure all players have an opportunity to play with a goalie. Where there are not enough FT goalies to support ice times, shooter tutors will be used.
- Evaluation sessions are typically 60-minute ice times, consisting of rounds of skills and game play. During a game a buzzer will sound every 1.5 minutes during game play for line changes. Bench volunteers will ensure players have equitable time in positions. Shot clocks will not be used during evaluations in U12.
- Evaluators will score on basic skills such as skating ability, ring control, offensive and defensive positional play, and game sense.

U12 Team Formation:

- When all evaluation data is complete, the entire group will be ranked and then sorted into "A", "B" and "C" tiered teams. Teams within the same tier will be balanced using the “snake” method (ie. 123-321).
- U12 placement is based on a player’s evaluation ranking within the entire group. The data does not consider age or where a player played the prior year.
- The goal is to place each player on a team with other players of similar skill level. In general, the skill range in U12 tiered teams should be more cohesive than what was experienced in U10, however there will still be a range at this developmental level.

- We recognize that the evaluation data can be extremely tight for those players on the “bubble” of each tier. For this reason, the U12A team formation process will use a limited “Lock & Pick” procedure.

U12A head coach(es) will be identified before the final ice session of the evaluation process and will be given the opportunity to select the final two skaters for their team from a “pick list” of the top ranked “bubble” skaters, pending approval by the SCRA Board.

- All other head coaches and assistant coaches are selected from the applicant list AFTER team formation.



SOUTH CALGARY RINGETTE ASSOCIATION

EVALUATION PROCESS

Classic Ringette (U14 - U19)

U14 Division

Evaluation Process:

- Skaters in U14 will complete UAA testing in accordance with the RAB Tiering Policy. (FT goalies DO NOT attend the UAA testing.)
- Ringette Canada's LTAD framework outlines that skaters in U14 are expected to play a variety of positions. As such, skaters will be evaluated and rotate through all positions (F,C,D) during the game play sessions.
- FT Goalies will be assigned to a variety of game play levels to ensure all players have an opportunity to play with a goalie. Where there are not enough FT goalies to support ice times, shooter tutors will be used.
- Evaluation sessions are generally 60-75 minutes, consisting of rounds of skills and game play. Shot clocks may be used for realistic game play.
- Long shifts and equitable time in all positions has been an ongoing area of concern for players and parents in this age group in prior years' evaluations. To ensure equitable time for line shifts, line changes will no longer happen on the fly at this age group for evaluation game play. A buzzer will sound every 1.5 minutes during game play for line changes. Lines and positions will be managed by the bench volunteers to better control equitable time in positions and shifts.
- Evaluators will score based on skills such as skating ability, ring control, offensive and defensive positional play and game sense.

Team Formation:

- When all evaluation data is complete, the entire group will be ranked and then sorted into "A", "B" and "C" tiered teams. Teams within the same tier will be balanced using the "snake" method (ie. 123-321).
- We recognize that the evaluation data can be extremely tight for players on the "bubble" of each tier. For this reason, the U14A team formation process will use a limited "Lock & Pick" procedure. U14A head coach(es) will be selected before the last ice session of evaluations and will be given the opportunity to select the final two skaters for their team from a "pick list" of the top ranked "bubble" skaters, pending approval by the SCRA Board.
- All other head coaches and assistant coaches are selected from the applicant list AFTER team formation.



SOUTH CALGARY RINGETTE ASSOCIATION

EVALUATION PROCESS

U16-U19 Age Groups

A draft process is used to select players (skaters and goalies) to all teams in these age groups. Using a streamlined, draft process for U16 and U19 alleviates many critical challenges that are unique to these older age groups that otherwise significantly hinder their evaluation process, such as:

- Very limited number of available evaluators who are qualified to assess these older age groups
- Smaller volunteer base of parents in this age group who are available to support the sessions
- Historically high number of players unable/unwilling to attend a lengthy process and results in “no-shows” (ie. job schedules, school commitments, injuries, some “self-declared” players who fail to attend)

Evaluation Process

- All players will be assigned to game-play evaluation sessions (see the flowchart section for more info). Evaluation sessions are generally 60-75 minutes, consisting of rounds of skills and game play. Shot clocks may be used for realistic game play.
- Shift changes occur on the fly. Bench volunteers will provide support however, players are expected to self-manage their shift changes in a manner that demonstrates their game sense.
- In accordance with Ringette Canada’s LTAD model, skaters in U16 and U19 will evaluate in their preferred positions (F,C,D). However, skaters will be called upon to play a variety of other positions as needed.
- Self-Declared Players: Players in these age groups often have many other commitments and/or do not want to commit to playing at the “A” tier. Therefore, players in these age groups can “self-declare” to be placed on a lower than “A” tier team within their age group. However:
 - “Self-declared” players must attend assigned ice times to ensure we have sufficient numbers.
 - Attendance is also critical for player ranking to inform the draft process to multiple teams.
- Along with 3-4 impartial evaluators retained by SCRA, all head coach applicants will be required to participate in evaluating the players (skaters and goalies). Assistant coach applicants may be needed to evaluate. Data will be collected after each session and notifications will be sent to players via TeamGenius from Age Group Coordinators for their next assigned ice time.
- In general, players can expect to be assessed on skills such as skating, ring control, positional play, game sense, level of compete, etc. Coaches may also solicit input on a player from prior years’ coaches on their skills and other considerations such as team cohesion and sportsmanship.

Team Formation:

- Before the final evaluation session, head coaches are selected from the list of applicants whose players are securely in the respective tier. Head Coaches will attend a draft meeting with the Committee to make their team selections from the player draft pool. Head Coaches will provide their evaluation notes and selection rationale to the Committee.
- **NEW** - U16 Draft - “A” tier team drafts are conducted first. Upon completion and approval of “A” tier team formation(s), “B” tier head coaches are selected to conduct their team drafts. Upon completion and approval of “B” tier team formation(s), “C” tier head coaches are selected to conduct their team drafts.



SOUTH CALGARY RINGETTE ASSOCIATION

EVALUATION PROCESS

- U19 Draft - “A” tier team drafts are conducted first. Upon completion and approval of “A” tier team formation(s), “B” tier head coaches are selected to conduct their team drafts.
- Team drafts / final placement of any player is at the discretion of the SCRA Board / Evaluation Committee.

Goalies (U12-U19)

Goalies will be evaluated for age groups U12-U19 by the qualified evaluators. This will occur during game play sessions. FT and PT Goalies in U12 and U14 will also be required to attend an evaluation session.

Evaluation Process:

- If your player is registered as a Full-Time goalie (ie. 100%), they will be assigned to game-play evaluation ice times to evaluate as a FT goalie and they will be placed on a team as a FT goalie. FT goalies in U12 / U14 will also be assigned to attend a Goalie Skills evaluation session.
- If your player is registered as a skater and also indicated they would be a Part-Time goalie (ie. 25-75%), they will evaluate as a skater during evaluation sessions for their age division. Players will also be assigned to attend a Goalie Skills evaluation session.

Team Placement

- U12/U14 FT goalies will be placed on “A”, “B” and “C” tier teams in their age group based on their evaluation ranking and using a “reverse snake” method in each tier (ie. reverse order from the skater “snake”) to balance the top skaters and top goalies across the teams in that tier.
- As part of the U16 and U19 team draft process, all head coaches will draft goalies for their respective teams, informed by evaluation results.
- For U12, a FT goalie holds the primary position of goaltender for their team. As per RAB’s goalie development strategy, FT goalies are encouraged in U12 however other players must also be given the opportunity to play the position. PT goalies and other players on the team must be given opportunities to serve as the team’s back-up goalie, attend goalie clinics and play in net for some practices/games.
- For U14-U19, a full time goalie will hold the primary position of goaltender for their team. Any PT goalie will play as a back-up goaltender as needed.
- PT goalies on teams that don’t have a FT goalie will get to play in net much more often. It all depends on the specific situation of the team and should be discussed with the coach.

FAQs for families with potential FT Goalies

Many families with players who are thinking of becoming a full-time goalie are new to the concept and have many concerns and questions. The following info may help answer some of the common questions:

My player really wants to be a goalie, but I’m nervous.

- If your child is interested in goaltending, consider encouraging them to try it. **Please set them up with positive support and language.** Especially at U10 and U12, we need to develop more goalies!

I worry that my player won’t get exercise as a goalie.

- Being a goalie is a physically demanding position that builds physical strength, stamina, agility, flexibility and mental resilience. Your child will continue to get

lots of exercise as a goalie.

Do we need to buy goalie equipment?

- Goalie equipment is provided to all teams in U12 and below (and to older teams as needed). Your FT or PT goalie is welcome to use the team gear.
- **If your goalie needs to borrow SCRA gear for their evaluations, please let us know ASAP.**
- SCRA provides a goalie incentive for goalies in U12 and up. The flat incentive is \$250 for PT goalies that play 50% or more. See our website for details.



SOUTH CALGARY RINGETTE ASSOCIATION

EVALUATION PROCESS

Coach Selection

- Individuals who wish to be considered for an on-ice role with SCRA (ie. Head Coach, Assistant Coach, On Ice Assistant) **must** complete an application. Online application link is available on the website.
- Under the direction of the VP Development, the Committee has the responsibility of making Head Coach, Assistant Coach and On-Ice Assistant selections for teams from the list of applicants.
- The Committee will also work with teams to ensure RAB's minimum coach staff requirements are met.
- Any disciplinary action or significant incidents in previous seasons will impact coach selection.

Coach Selection Procedure

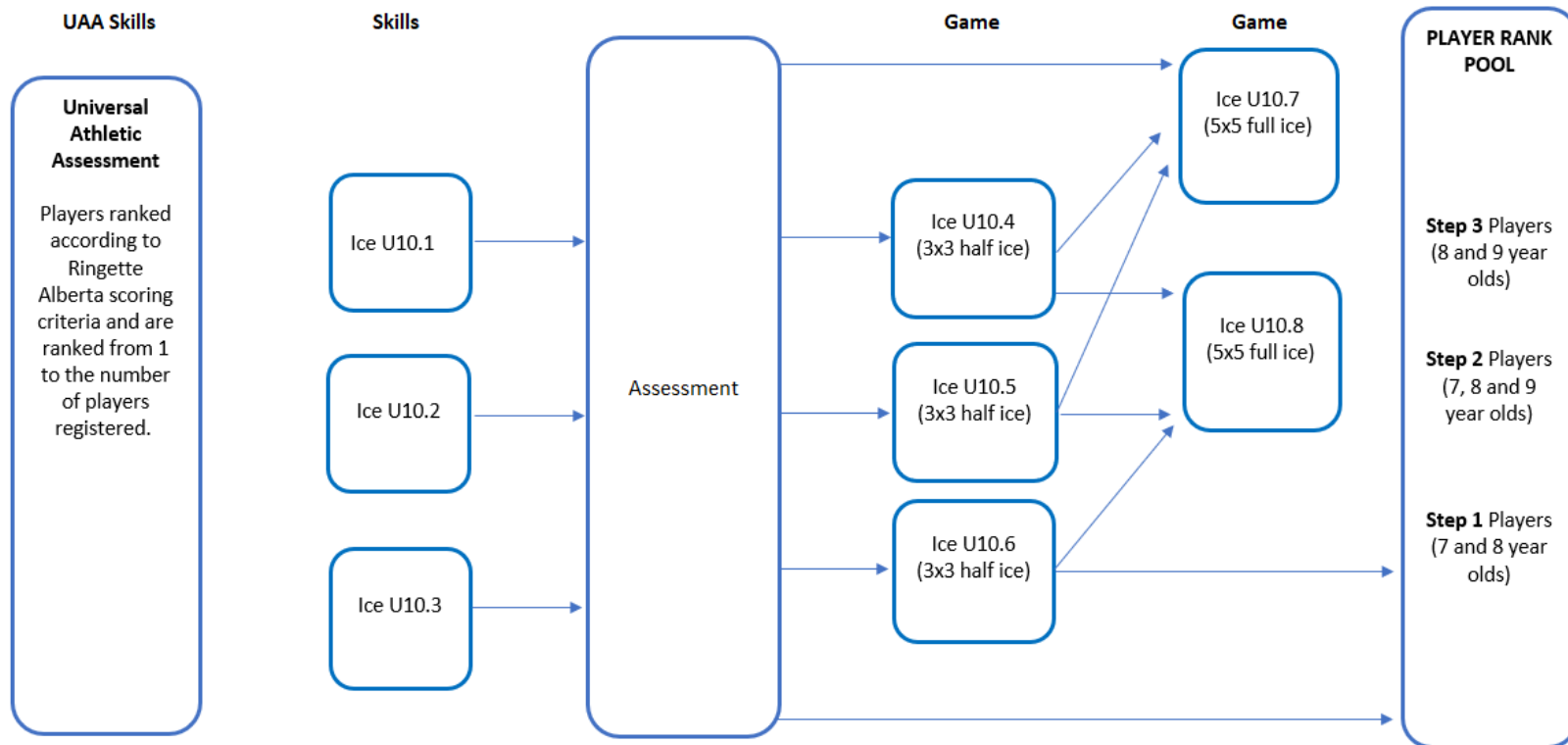
- The VP Development compiles and reviews the list of coach applicants.
- The VP Development gathers all information regarding the applicants' previous coaching survey evaluations and parent feedback for reference during the selection process.
- The Committee reviews the coach applicants and identifies candidates for each age group / team depending on team placement of their respective players. The Committee votes on each Head Coach selection. Any conflicts on the Committee must be declared and that member must sit out of the vote. Assistant Coaches / On-Ice Helpers are selected from applicants that have players on the respective teams.
 - AS/U10: All coaches are selected from the applicant list after teams are formed.
 - For U12/U14: "A" tier Head Coaches are selected toward the end of the evaluation process to allow these coaches to attend any last ice sessions for informing their "Lock/Pick" selections. These coaches are selected from the applicant list and must have a player who is already securely in the A tier based on their data. All other coaches are selected after teams are formed.
 - For U16 and U19: "A" tier Head Coaches are selected toward the end of the evaluation process to allow these coaches to attend any last ice sessions. Other Head Coaches are selected from the applicant list after the final session of evaluations to facilitate the team draft process. Selection criteria includes previous coaching experience, coach evaluations / survey feedback from prior seasons, and a player who is already securely ranked in the respective tier (ie. evaluation data, self-declared B, etc).
- During the coach selection process, attention will be given to ensure the team staff meets the RAB minimum requirements. When necessary, the Committee may move a player laterally to another team within the same tier to ensure these team staff minimum requirements are met. Lateral player moves will only be made with players of similar ranking and evaluation data. **Players are never moved up or down tiers to accommodate coach selections.**



SOUTH CALGARY RINGETTE

EVALUATION PROCESS

U10 - SAMPLE FLOW CHART

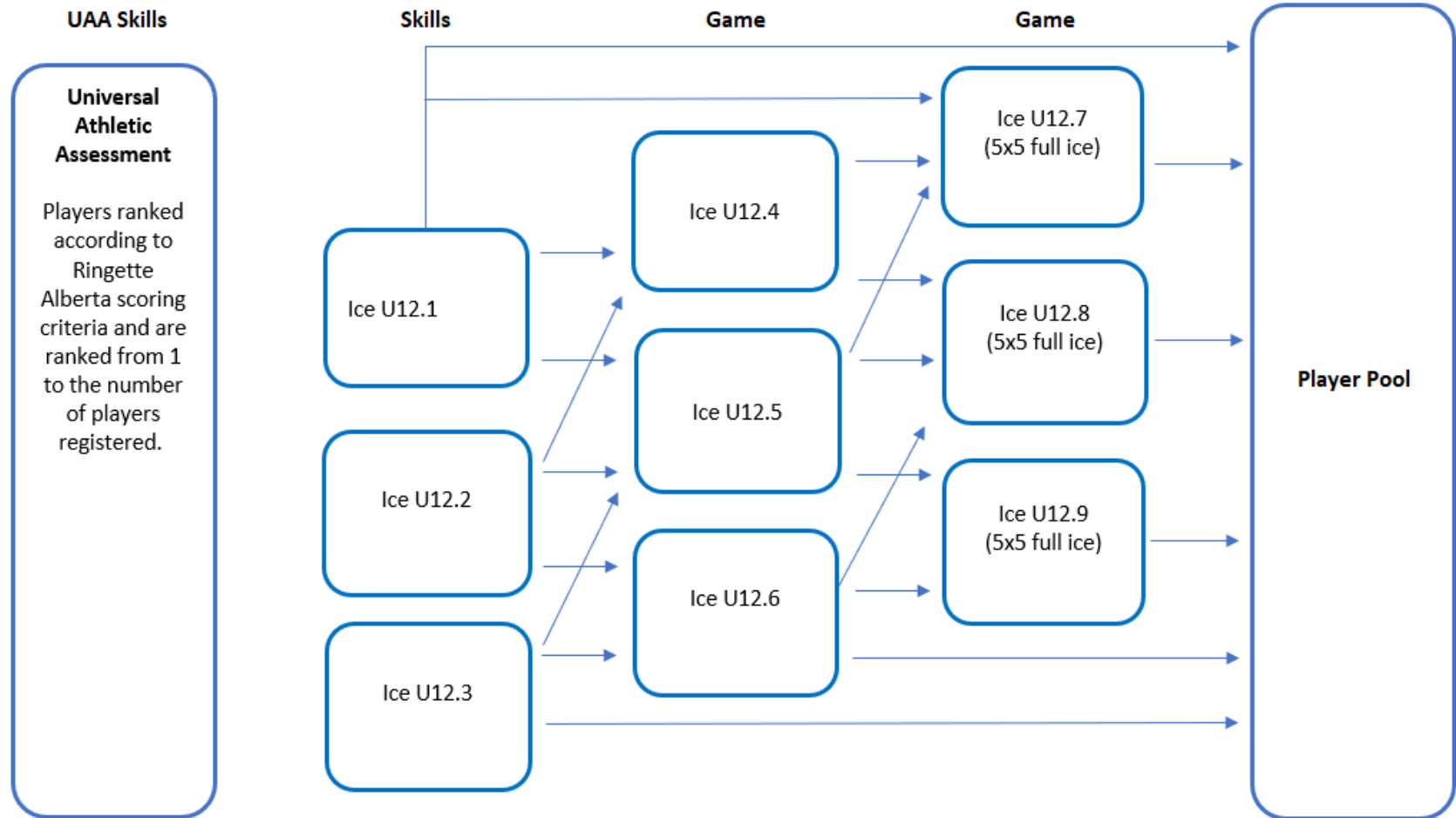


The flowchart above is a sample based on approximately 100 skaters in U10. If there are any significant changes to this estimate, SCRA will provide an updated flowchart.



SOUTH CALGARY RINGETTE ASSOCIATION

EVALUATION PROCESS



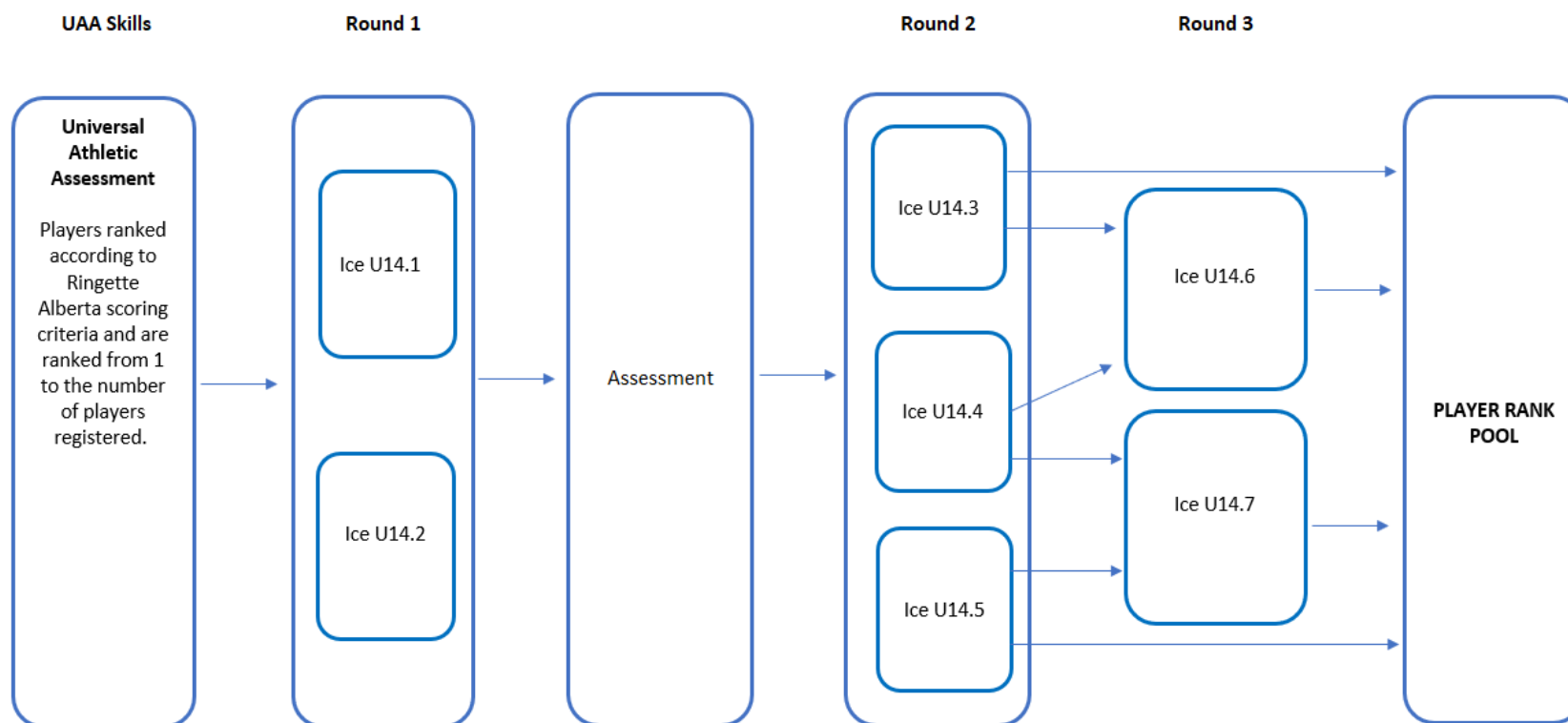
The flowchart above is a sample based on approximately 80-90 skaters in U12. If there are any significant changes to this estimate, SCRA will provide an updated flowchart.



SOUTH CALGARY RINGETTE ASSOCIATION

EVALUATION PROCESS

U14 - SAMPLE FLOW CHART



The flowchart above is a sample based on approximately 80 skaters in U14. If there are any significant changes to this estimate, SCRA will provide an updated flowchart.

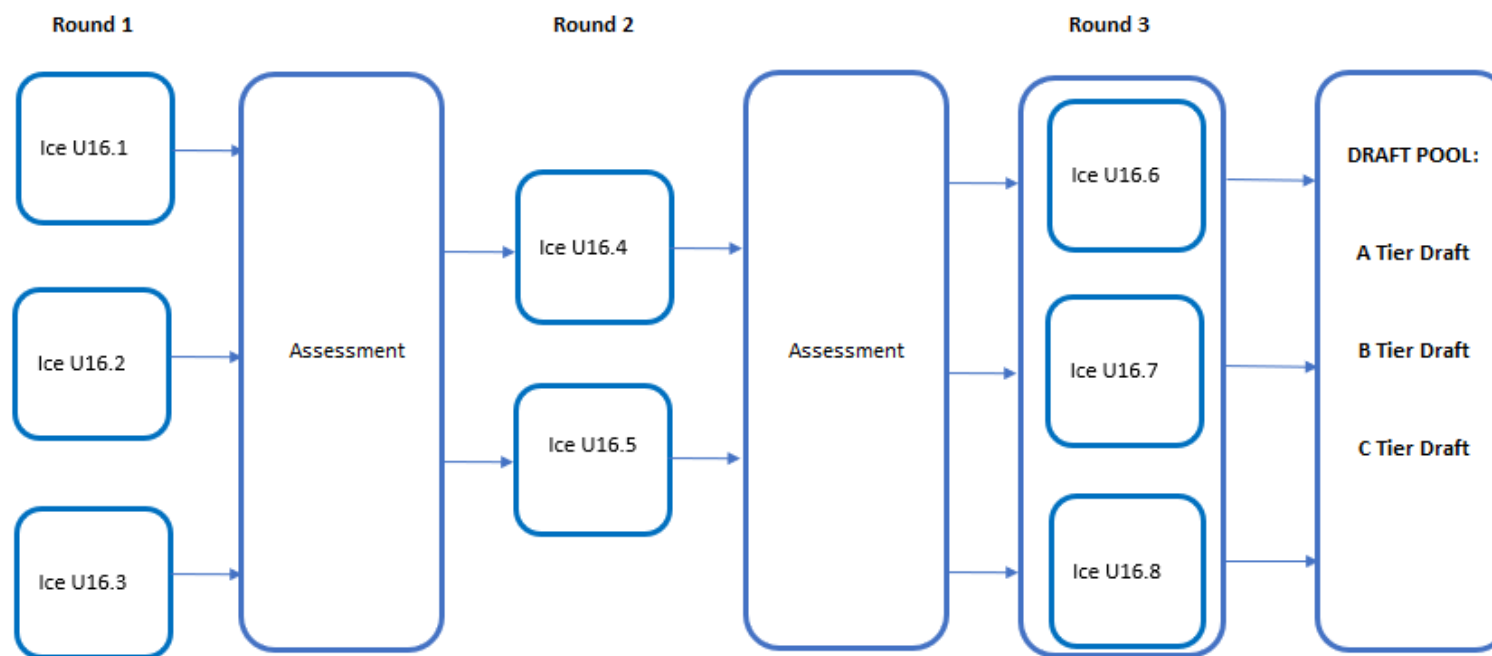
Note that final cuts from the AA Ringette Program are not automatically placed on an A level team. They must attend evaluations.



SOUTH CALGARY RINGETTE ASSOCIATION

EVALUATION PROCESS

U16 - SAMPLE FLOW CHART



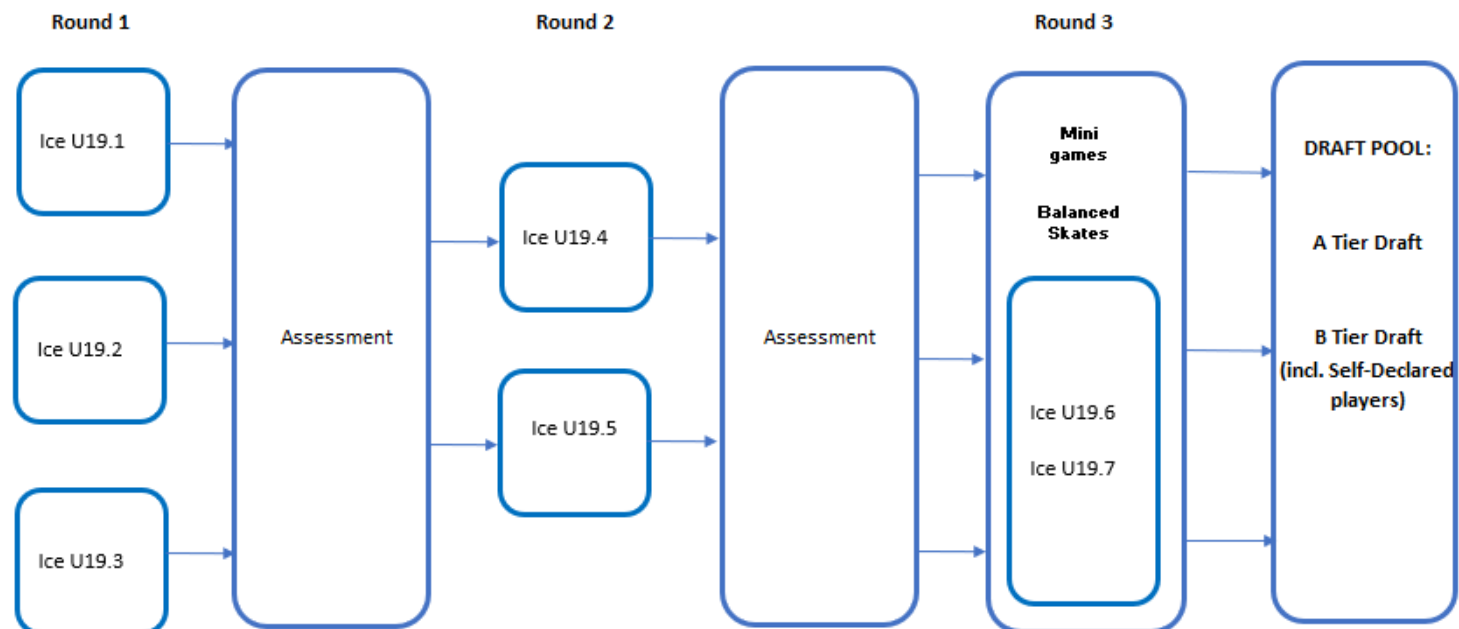
The flowchart above is a sample based on approximately 75 skaters in U16. If there are any significant changes to this estimate, SCRA will provide an updated flowchart. Self-declared players may only be required to attend one to two ice times. They will be evaluated for ranking in the draft pool. It is very important to attend the assigned session. ***Note that players who are cut from the AA Ringette tryouts are not automatically placed on an A level team. They must attend evaluations.***



SOUTH CALGARY RINGETTE ASSOCIATION

EVALUATION PROCESS

U19 - SAMPLE FLOW CHART



The flowchart above is a sample based on approximately 75 skaters in U19. If there are any significant changes to this estimate, SCRA will provide an updated flowchart. Self-declare B players will only be required to attend one to two ice times. They will be evaluated for ranking in the draft pool. It is very important to attend the assigned session. *Note that players who are cut from the AA Ringette tryouts are not automatically placed on an A level team. They must attend evaluations.*