



**Spruce Grove Ringette Association**  
**2021 - 2022 Evaluation Process**

## Introduction

---

Welcome to the 2021 - 2022 ringette season. SGRA has compiled this information to outline the general principles and procedures behind the upcoming season evaluation process. The primary goal is to fairly and consistently evaluate athletes to place each player on teams with athletes of similar ability. Throughout this document, there will be procedures outlined which are unique to specific age divisions or level of play. SGRA evaluations are conducted in accordance with the SGRA Team Formation policy.

At the beginning of the ringette season, athletes from all divisions will have the opportunity to attend up to 4 evaluation ice times, depending on the division and level of play. This process will provide an impartial assessment of each athlete's overall ringette skill level and determine their appropriate playing level within their division. This process will also assist SGRA in determining level of play and forming competitively balanced teams within each division that have more than one team at a given level.

It is important that athletes attend all their designated ice times, as absences from evaluation skates may have a significant impact on final placement. Exceptions, such as illness or injury, may be taken into consideration. In this case, a written explanation from the athlete or parent/guardian, along with supporting medical documentation, will be required and must be submitted to the Director of Player Development and Assessment and appropriate Division Director as soon as possible. It is understood that certain unavoidable factors may contribute to an athlete being unable to attend an ice time, and for these situations, the Oversight Committee will conduct a review and decide as to the appropriate team placement on a case-by-case basis.

## Roles and Responsibilities

---

The following **volunteer** Board members participate in the evaluation process.

- **Division Directors** – Responsible for organizing player skate groups and recruiting volunteers to assist with scrimmage evaluations. Directors are also responsible for all communication with players and parents.
- **Director of Coaching Development and Assessment** – Responsible for organizing interviews for Coach Selection Committee with potential Head Coach Candidates as well as provide feedback and/or recommendations to selected Head Coaches for possible assistant coach candidates. Assist with the selection committee on final selection of Head Coaches.
- **Director of Player Development and Assessment** – Responsible for coordinating the evaluation process with assistance from the appointed Coordinator of Players Evaluations, liaising with all Division Directors, and communicating with evaluators. This Director is the super administrator of the application software being used for the 2021 – 2022 season.
- **Director of Ice Acquisition and Allocation** – Works with Director of Player Development and Assessment and Division Directors to establish and communicate ice schedule for evaluations.
- **Coordinator of Player Evaluations** – Liaises directly with the Director of Player Development and Assessment to establish evaluation guideline's and process as well as coordinate the player evaluation process in its entirety.
- **Coordinator of UAA Evaluations** - Works with the Director of Player Development and Assessment to establish UAA evaluation guideline's and process as well as coordinate the UAA evaluation process for U10 – U14 in its entirety.

- **President** – Responsible for the governance of SGRA’s Bylaws and Policy during the evaluation process.
- **Vice President/ Director of Operations** – Responsible for supporting Directors and providing guidance and direction as needed.

### Oversight Committee

To maintain the integrity of evaluation policies, processes and decision making, SGRA uses an Oversight Committee. The objective of the Oversight Committee is to provide final review and subsequent approval of recommendations prior to implementation of these decisions. The Oversight Committee is the final authority. Should a recommendation be rejected by the Oversight Committee, it falls to them to implement a solution and/or an alternative recommendation.

Members of the Oversight Committee may include, but is not limited, to:

- Director of Player Development and Assessment
- Appropriate Division Director
- Director of Coaching Development and Assessment
- Coordinator of Player Evaluation and Coordinator of UAA Evaluation
- Vice President if applicable or required
- Additional Directors or Board Members, where a perceived conflict of interest may exist

### SGRA Evaluation Sessions

Evaluations generally start the first week of September including U14AA – U19AA this year. All sessions begin with the intent of forming teams as early as possible while still maintaining a fair and open process. This season we are happy to allow for an opportunity for conditioning skates prior to the commencement of evaluations.

All communications regarding ice times and groupings will be communicated by the appropriate Division Director, by email and the division webpage on the SGRA website.

### Evaluators

SGRA will strive to contract independent evaluators at each age level where and when available. These independent evaluators are qualified ringette players with AA and national experience. It may be necessary to utilize a mix of parent/coach evaluators and independent evaluators based on availability in certain divisions. All evaluators will be directed by the Director of Player Development and Assessment.

Evaluators will:

- Be assigned to an age group to maintain consistency and fairness.
- Work with the Director of Player Development and Assessment and the Coordinator of Player Evaluations for each session.
- Give a rating in every category for any athlete assigned to them.
- Enter these results into the app for the Director of Player Development and Assessment and/or Coordinator of Player Evaluations for compilation of results.

## PLAYER EVALUATION PROCESS

---

### Universal Athlete Assessment (UAA)

Developed by Ringette Alberta, these are repeatable, timed skill measurements which do not require Evaluators. All U10, U12, and U14 athletes will be required to attend a UAA ice session. As per Ringette Alberta, “Minimum team level will be determined by relative UAA team score.”

For U10, four timed drills will be used. These timed drills are forward skating, backward skating, start and stop test, and ring agility weave. For U12 and U14, there are five drills, the ones mentioned previously plus the Butterfly. Each skill session is designed to test a skating or ring handling skill specific to Ringette in an objective fashion. Each player will be invited to a first practice UAA skate, prior to the assessment, to familiarize themselves with the process and environment. Each drill will be explained (and demonstrated, if needed) to the group before proceeding. ***\*The shooting and passing drills have been eliminated as per Ringette Alberta 2015 AGM.***

<http://www.ringettealberta.com/universal-athlete-assessment/>

### U10 Division

---

The U10 division is considered Children’s Ringette by Ringette Alberta and is divided into steps. They are:

- Active Start
- Step 1
- Step 2
- Step 3

The U10 division is not a tiered division. The “steps” within the U10 division have been created so that athletes of varying skill, experience and readiness can be successful. It recognizes the importance of the athlete, not just an athlete’s chronological age or skill set. This holistic approach is optimal for long-term athlete development.

Five considerations when grouping players are:

- Fine and gross motor skills.
- Skating.
- Ringette IQ.
- Social-emotional readiness.
- Chronological age.

A tiered program would only look at an athlete’s ringette skills. The Active Start/Step model recognizes that children do not develop on the same linear curve, nor do they develop on one curve in all four areas. Every child is an individual and therefore will not necessarily progress from one step to the next in a linear fashion.

Children who are seven years old and under and have never played ringette before, register in Active Start or contact the U10-Active Start Division Director if you need clarification. For Active Start, there is no formal evaluation process. You will be contacted by your Division Director with the first on-ice session.

For U10 Steps 1 through 3, evaluation process has two components:

- The Universal Athlete Assessment (UAA) as described above.
- A series of game play situations. Each player receives multiple opportunities to demonstrate their skills in homogeneous groups.
- Coaches may be allowed on the ice during scrimmage skates within U10.

Following the completion of evaluations, Head Coaches will be given a formed team for their season. This aligns with the principles of Children's Ringette.

\*Note: Final levels are determined by relative UAA scores as per Ringette Alberta.

If you have any questions, please contact:

- Director of U10 Active Start and Step 1: [ASdir@sprucegroveringette.com](mailto:ASdir@sprucegroveringette.com)
- Director of U10 Step 2 and Step 3: [U10dir@sprucegroveringette.com](mailto:U10dir@sprucegroveringette.com)

## U12

---

The U12- division is considered Children's Ringette by Ringette Alberta. As such this will be athletes first experience of playing within tiered divisions. To determine player placement, a consistent evaluation process will be utilized to allow for an impartial assessment of a player's total ringette skills. For the process to be effective, players must attend the evaluation ice times they are assigned.

### Team Levels

- U12 teams will be made up of a combination of A, B, and C levels.

Following the completion of evaluations, Head Coaches will be given a formed team for their season. This aligns with the principles of Children's Ringette.

If you have any questions, please contact:

- Director of U12 [U12dir@sprucegroveringette.com](mailto:U12dir@sprucegroveringette.com)

## U14 to U19 Divisions

---

- U14 teams may be made up of a combination of AA, A, B and C levels.
- U16 teams may be made up of a combination of AA, A, and B levels.
- U19 team(s) maybe made up of a combination of AA, A, and B levels.

\* Note: As per Ringette Alberta, Tiering Policy, minimum levels for U10, U12 and U14 will be determined by relative UAA team score. Final levels are subject to change based on further/comparison within Black Gold League.

\*\* Minimum team level will be determined by relative team score for U10, U12 and U14 UAA team scores as per Ringette Alberta guidelines and Tiering Policy. ([Ringette Alberta 4.0 Tiering Policy](#))

\*\* Team roster sizes will be dependent on the number of players registered in each division. The actual number will be determined by the Oversight Committee and in accordance with SGRA Bylaws and Policies and Ringette Alberta Guidelines.

\*\* For players that wish to be evaluated as a part-time or full-time goalie, see the last section in this document.

\*\* Due to the voluntary nature of AA, ice availability and AA season timing, game play evaluation skates may take place prior to UAA assessments for U14AA. Once U14AA, U16AA, and U19AA teams are selected, those players not selected will then attend the rest of their divisions' evaluation skates. Evaluation scores will not be transferred from AA evaluations.

If you have any questions, please contact:

- Director of U14 [U14dir@sprucegroveringette.com](mailto:U14dir@sprucegroveringette.com)
- Director of U16 [U16dir@sprucegroveringette.com](mailto:U16dir@sprucegroveringette.com)
- Director of U19 [U19dir@sprucegroveringette.com](mailto:U19dir@sprucegroveringette.com)

## U12 and U14 Divisions

---

The evaluation process will be a combination of two components:

- The Universal Athlete Assessment (UAA) as described above (five drills for U12 & U14)
- A series of game play situations. Each player receives multiple opportunities to demonstrate their skills in homogeneous groups.
- U12 and U14 may have the opportunity for practice UAA sessions prior to the actual timed sessions depending on ice availability and scheduling.

The UAA portion for the U12 and U14 of evaluations will be conducted by a UAA Assessment Team, made up of volunteers from the association and the Coordinator of UAA Assessment. A parent volunteering with a child on the ice must remove themselves from the station where their child is evaluating at and switch with another volunteer on the ice at the time.

- The Universal Athlete Assessment will take place before scrimmage evaluation skates.
- U12 - ALL Athletes will complete the UAA as a skater-NO goalie equipment.
- Each skill will be completed at least twice.
- UAA Assessment Team will provide all services for the UAA recording. The Divisional Directors will input results and send to the Director of Player Development and Assessment prior to the required date set by Ringette Alberta.

## U12 and U14 Game Play

---

All subsequent ice times will be game play format. Game play may be a combination of 3v3, 4v4, or 5v5. All players will have a cumulative evaluation score based on all evaluations to date (including UAA scores) to determine subsequent ice times. At the end of the evaluation process, the athlete will be ranked based on all evaluation scores to generate the draft list or potential team formation ranking.

Some of the key concepts and guidelines are:

- Like skilled players compete against each other.
- Consistent evaluators for ice times within a division.
- After each ice time, all players who participated in the ice time will have a cumulative score. The scores will then be used to group the players for the subsequent ice time or to determine placement.
- Evaluation scores will be compiled by use of an online evaluation application. The Director of Player Development and Assessment and Coordinator of Evaluations will oversee this process

## U12 and U14 Game Play Process

---

1. Each player will be assigned a pinnie or jersey color and number.
2. Game play may consist of 3v3, 4v4, or 5v5. Shift length will be equal for all players.
3. For U14, evaluation **drills** may be incorporated into the scrimmage to start each session.
4. After one minute of play (time may vary depending), at the sound of the buzzer or whistle the players will abandon the ring and leave the ice. The next line will rotate onto the ice. Players will be reorganized periodically throughout the scrimmage to prevent the same players from playing together on every shift.
5. Fluid line changes on cue will be outlined to the players prior to the start of the game. **(Note: Parent/Coach Volunteers on the bench are not permitted to instruct or coach any player through the process)**
6. A designated coach or parent volunteer will be assigned to be on the ice to maintain game flow and assist bench volunteers. On ice coaches or volunteers are not permitted to coach players.
7. It is important to note that for U14 scrimmages, players may not be playing in their primary position during 3v3 or 4v4 but during 5v5, bench volunteers should try their best to rotate players based their declared or primary position. Player's primary position will be noted for each athlete, so bench volunteers are aware.
8. For U12, bench volunteers should try their best to rotate players equally and fairly through all scrimmage skates. At this level, it is not critical to rotate based on position as it is still declared as Children's Ringette.
9. **Evaluators are scoring on four areas:**
  - Skating
  - Shooting, Passing, & Receiving
  - Game Skills – Offensive/ Game Skills - Defensive
  - Checking & Ring Handling
10. A score will be recorded for each player on each of the four skill categories. The score will be based on each player's skill as compared to other players on the ice. Athletes will be grouped with athletes of similar skill level.

## U14 to U19 Mandatory Selections

---

As athletes move into more competitive levels and/or older divisions, athletes may move into “designated positions” e.g. center, defense, forward. For teams where positions are designated, a percentage of players will be protected in each position category: Offence, Defense, Goalie (see example outlined below). For teams where players do not have designated positions for evaluations, coaches may select players for positions and team composition in AA and U16+ while remaining within guidelines below.

For U14AA, the top 70% of players in each designated position will be protected and the AA coach will be allowed to select the remaining 30%. Once the AA team selections have been completed and the final roster posted, the A coach will follow. The top 70% of players will be protected, and the A coach will be allowed to select the remaining 30%. Once the A coach selections have been completed, the B coach and C coach will follow the same as mentioned above.

These selections will be attended and approved by the Oversight Committee in accordance with the SGRA Policies and Guidelines. Team size will be determined by the association based on balancing the number of players among the levels in each division accordingly prior to team selection. All rosters for A, B and C teams will be posted once the process and all picks are completed.

*Final team level in accordance with Ringette Alberta's Tiering policy states – 'Minimum team level will be determined by relative UAA team score'. In other words, if a team's UAA score says the team is an A team, for example, then Ringette Alberta considers that team to be an A team unless and until that is changed through the BGL Team Advance/Retreat process.*

## U14 DRAFT

---

- The selected Head Coach and one Assistant Coach if selected prior will attend the draft.
- The Head Coach and Assistant Coach must select their child when they are the highest remaining skater being selected.
- Players tied in the ranking for the last protected/mandatory spot will be included in the protected players and the number of coach's picks is reduced accordingly.
- The Oversight Committee will determine the acceptable range of players eligible to be coach's pick.
- For two team drafts, coach pick zone may double.
- In the event of two or more teams in the same division and level, the team or Head Coach who selects first is based upon the cumulative score of the Head Coach and Assistant Coach's child's score. The team or Head Coach with the lowest cumulative score will select first and the team or Head Coach with the highest cumulative score will select last.
- Upon completion of the draft, the coaches will be asked to confirm they agree that the teams are equitable.
- The Oversight Committee will have final say on Team selection.
- The Coaches and Oversight Committee will sign off completing the draft process and Team selection.



## Draft Order

The order will follow a snake as below:

Coach 1	Coach 2
1	2
4	3
5	6
8	7
9	10
12	11
13	14
16	15
17	18
20	19
21	22
24	23
25	26
28	27
29	30
32	31

If there are more than one team in the same division and same level, an additional ice time may be used as an inter-squad game to ensure that the two teams are drafted into balanced groups within the division level.

## U16 and U19 Divisions

The evaluation process will be game play situations. Game play may be a combination of 3v3 or 4v4 and 5v5. The main concept of the process is to accumulate evaluation scores for each player with each ice time. Where applicable, players will be moved upward, downward, laterally based on their evaluation scores to achieve their final score, as cumulative score will give them a final score for the drafting of the teams.

Some of the key concepts and guidelines are:

- Like skilled players compete against each other.
- Consistent evaluators for ice times within a division.
- After each ice time, all players who participated in the ice time will have a cumulative score. The scores will then be used to group the players for the subsequent ice time or to determine placement in the draft.
- Evaluation scores will be compiled by use of an online evaluation application. The Director of Player Development and Assessment and Coordinator of Evaluations will oversee this process

## U16 and U19 Game Play Process

---

11. Each player will be assigned a pinnie color and number.
12. Game play may consist of 3v3, 4v4 or 5v5. Shift length will be equal for all players.
13. For U14 and U16, evaluation **drills** may be incorporated into the scrimmage to start each session.
14. After one minute of play (Time may vary depending), at the sound of the buzzer or whistle the players will abandon the ring and leave the ice. The next line will rotate onto the ice. Players will be reorganized throughout the scrimmage to prevent the same players from playing together on every shift.
15. A designated coach or parent volunteer will be assigned to be on the ice to maintain game flow and assist bench volunteers. On ice coaches or volunteers are not permitted to coach players.
16. Fluid line changes on cue will be outlined to the players prior to the start of the game. (Note: Parent/Coach Volunteers on the bench are not permitted to instruct or coach any player through the process)
- 17. Evaluators are scoring on four areas:**
  - Skating
  - Shooting, Passing, & Receiving
  - Game Skills – Offensive/ Game Skills - Defensive
  - Checking & Ring Handling
18. A score will be recorded for each player on each of the skill categories as well as evaluator comments. The score will be based on each player's skill as compared to other players on the ice. Athletes will be grouped with athletes of similar skill level.
19. The player's primary and secondary position preference will be identified for the evaluators for 5 on 5 play.

## U16 and U19 DRAFT

---

- The selected Head Coach and one Assistant Coach will attend the draft.
- As per policy, the Head Coach and Assistant Coach must select their child when they are the highest remaining skater being selected.
- Players tied in the ranking for the last protected/mandatory spot will be included in the protected players and the number of coach's picks is reduced accordingly.
- The Oversight Committee will determine the acceptable range of players eligible to be coach's pick. For two team drafts, coach pick zone may double.
- In the event of two or more teams in the same division and level, the team who selects first is based upon the cumulative score of the Head Coach and Assistant Coach's child's score. The team with the lowest cumulative score will select first and the highest cumulative score will select last.
- Upon completion of the draft the coaches will be asked to confirm they agree that the teams are equitable.
- The Oversight committee will have final say on Team selection.
- The Coaches and Oversight Committee will sign off completing the draft process and Team selection.

## Draft Order

**The order will follow a snake as below:**

Coach 1	Coach 2
1	2
4	3
5	6
8	7
9	10
12	11
13	14
16	15
17	18
20	19
21	22
24	23
25	26
28	27
29	30
32	31

## U16 and U19 Mandatory Selections

As athletes move into the older divisions, athletes may move into “designated positions” e.g. center, defense, forward. For teams where positions are designated, a percentage of players will be protected in each position category: Offence, Defense, Goalie (see example outlined below). For teams where players do not have designated positions for evaluations, coaches may select players for positions and team composition in AA and U16+ while remaining within guidelines below.

For U16, the top 60% of players in each designated position will be protected and the AA coach will be allowed to select the remaining 40% for the roster. Once the AA coach selections have been completed and AA roster announced, the A or B coach will follow the same as mentioned above. The top 60% of players will be protected and the A or B coach will be allowed to select the remaining 40%.

For U19, the top 60% of players in each designated position will be protected and the AA coach will be allowed to select the remaining 40% of the roster. Once the AA coach selections have been completed and AA roster announced, the top 60% of players will be protected in the remaining group. The top 60% of players will be protected, and the A or B coach will be allowed to select the remaining 40%.

These selections will be attended and approved by the Oversight Committee in accordance with the SGRA Policies and Guidelines. Team size will be determined by the association based on balancing the number of players among the levels in each division accordingly prior to coach selection. **FOR ALL GOALIES (U12 to U19 Divisions)**

- At U10, players will not be evaluated as goalies.
- For U12+, goalies will be assessed by a goaltender evaluator.
- If a player is chosen to be a full time/part time goalie, they will be evaluated as a goalie during the 3 on 3 (U14, U16, U19) or 4 on 4 and 5 on 5 play (U12, U14, U16, U19).
- In addition to the scrimmage evaluation, goaltenders will also have the opportunity to evaluate in a separate goaltender skill assessment (U14, U16, U19).
- The Division Directors and/or On-ice volunteer will ensure that each full-time goalie receives equal playing time. Where requested by part time goalies, they will be given opportunity to be evaluated as a goalie while attempting to give them a fair evaluation for their time playing out.
- There will be several skills evaluated during these ice times and goalies will receive a score on each skill being evaluated.

**The skills evaluated will be:**

- Goalie Skating
- Goalie Positioning
- Goalie Ring Skills & Stick Work
- Goalie Mobility

**PROTECTED PERCENTAGE OF POSITIONS**

For teams in divisions where positions are designated, a percentage of players will be protected in each position category: Offence, Defense, and Goalie. As outlined in each division, the top percentage of players in each designated position will be protected and the coach will be allowed to select the remaining percentage for the roster. U16AA/U19AA is used for the below example:

Percentage protected for Division/level: 60%

Total players evaluating: 45

Team roster size: 15 (9 Protected Players)

Number of Offence evaluating: 27

Number of Defense evaluating: 15

Number of Goalies evaluating: 3

Ratio of Position to Total Players Evaluating		
Offence	27/45	60% (0.60)
Defence	15/45	33.33% (0.3333)
Goalies	3/45	6.67% (0.0667)
Number of Protected Players in each Position for Roster Size (Total protected players = 9)		
Offence	9 x 60%	5.4 (5 protected Offence)
Defence	9 x 33.33%	2.99 (3 protected Defence)
Goalies	9 x 6.67%	0.6 (1 protected Goalie) **

\* Number of goalies per team will be at the discretion of the Oversight Committee based on each level having a goalie in order to make teams viable as well as taking evaluation scores for each goaltender into consideration for final placement.

\*\*On average, coach picks will go to a possible 6 players within the pick zone, but final decision will fall to the discretion of the Oversight Committee based on scores, team and division.

## IMPORT PLAYERS

---

- For the 2021 – 2022 Playing season, The Spruce Grove Ringette Association will accept any and all athletes interested in trying out for AA teams at each of the 3 Divisions offering an AA team this year. (U14, U16, & U19). For those import players trying out for AA teams, acceptance on a team roster will be based on the following criteria:
- **For the U14AA, U16AA & U19AA Playing Divisions** – Any import player trying out for the Spruce Grove Ringette Association who does not have a “suitable” team on which to play within their home association, the player must rank in the top **25%** of all players evaluating in the final evaluation skate for **U14AA**. If an import player who does have a “suitable” team in which to play within their home association, the player must rank in the top **15%** of all players evaluating in the final evaluation skate for their respective player division.
- **Import goalies for U14, U16, and U19 Divisions will be considered on a case-by-case basis.**
- Final decision and acceptance of import players will be made by the Evaluation Oversight Committee in consultation with the respective head coach.
- Any selected ‘import player’ will be subject to Ringette Alberta Policies with regards to player releases and all applicable principles outlined within those policies.
- The SGRA supports the growth and offering of a competitive stream of ringette and equally wants to see every athlete registered with the Spruce Grove Ringette Association have the opportunity to play at the appropriate level. As such, we will take all necessary precautions and consider all available facts to ensure the best decision is made for both the Spruce Grove Ringette Association and the athlete trying out.

## AFFILIATION

---

Player affiliation allows a team to replace absent, sick, injured, or suspended players on a game-by-game basis. See SGRA and Ringette Alberta Affiliation Policies. Potential and appropriate affiliates will be discussed upon completion of each team selection with each applicable Head Coach.

### **How will the athletes be assessed?**

The Universal Athlete Assessment (UAA) is a series of five timed drills (four timed drills for U10), which will be used in conjunction with scrimmage scores, and prior team placement to place players into appropriate groupings. A Ringette Alberta YouTube video details more about the UAA. The video details seven UAA drills; the five modified drills used are:

- forward skating,
- backward skating,
- start and stop,
- ring agility weave,
- butterfly (U12 & U14 only)

A Ringette Alberta YouTube video shows UAA drills:

<https://www.youtube.com/watch?v=FEW0SsOjDCw>

Game play assessment is cumulative and is based on a 5-point scale. Players are evaluated on:

- Ring Skills = Ring Movement, Receiving, Passing, Shooting
- Skating, Effort and Competitiveness = Aggressiveness vs. Trepidation, Team Play, Attitude, Ability.
- Game Sense = Zone Awareness (defensive/offensive), Creating advantages, Player Support, Marking, Transition, Communication.

### **Will my daughter always be in the same evaluation group?**

Not necessarily. Prior team placement will determine initial groupings. After each ice time, players may be regrouped based on their evaluation scores (and applicable weightings) for subsequent ice times.

### **How many ice times are in the evaluation process?**

- 1 practice UAA session (no evaluations take place) \*U10 and U12 only
- 1 UAA testing day \*U10 to U14 only
- Up to 4 ice times for game play depending (3v3, 4v4, or 5v5) \*all divisions

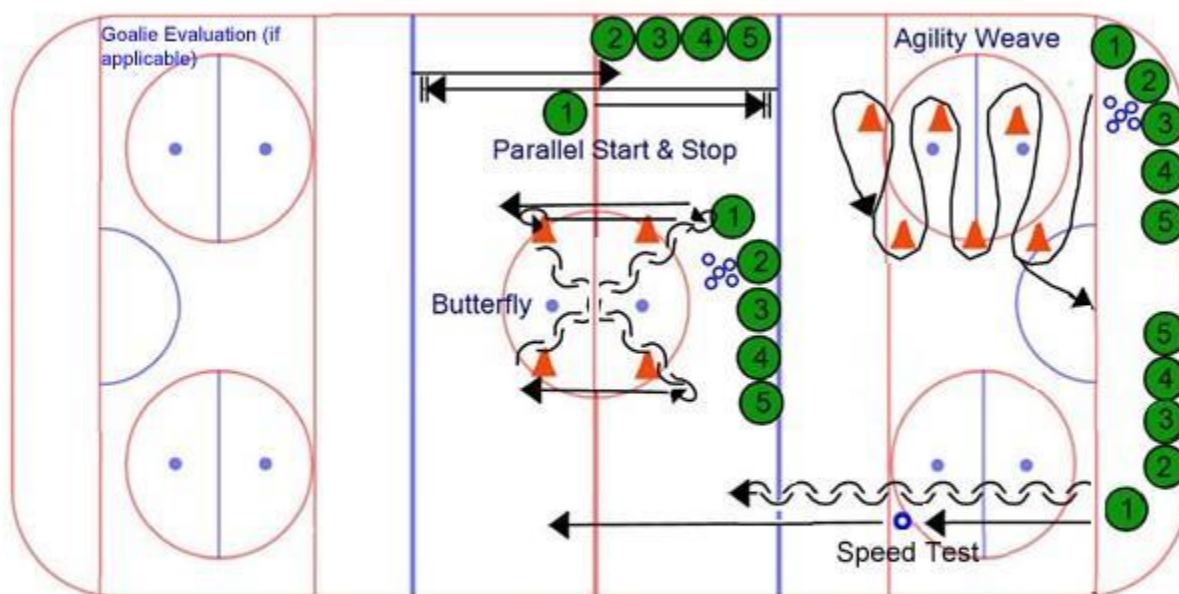
### **When will I know my daughter's first ice time?**

The first week's Evaluation Schedule is now posted on the SGRA Website. You will be contacted by your Division Director about which sessions your daughter is required to attend. Check the website and your email frequently for continuous updates to schedules.

### **When will I know who my daughter's coach will be?**

Volunteer coaches are a valuable component of SGRA. We value their time, energy, and commitment. We work closely with the Director of Coaching Development and Assessment throughout the evaluation process to assign coaches to the appropriate teams as quickly as possible. Once all evaluation scores have been compiled, coaches will be selected and notified.

Master Rink Diagram



## APPENDIX C: Weighting of Grading Scores by Age Division

	U10	U12	U14	U16	U19
UAA SKILLS SESSION	**PRIMARY	30%	30%	N/A	N/A
GAME PLAY SESSIONS	**SECONDARY	70%	70%	100%	100%

\*\*The UAA grading session scores will be one of several factors used to determine what U10 Step each player is best suited to. Age, previous experience (what level played last season, physical maturity, former coach input where necessary, as well as team size are factors that will also be used when placing players. \*\*

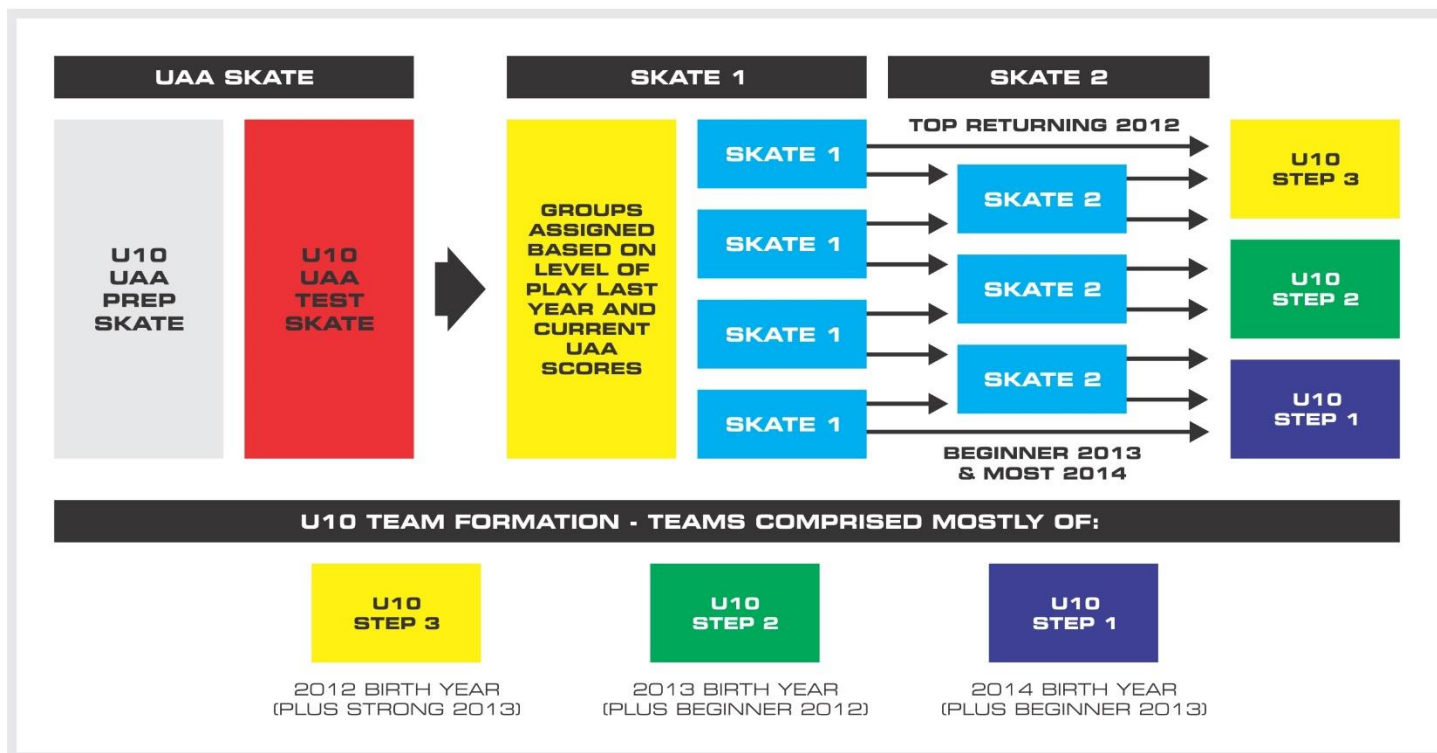
\*\*U10-U12, SGRA will use the UAA assessment as created by Ringette Alberta as the primary assessment tool for skating skill and player placement.

Team Selection Guidelines				
2021-2022				
Division		U10 (3v3 for U10-S1 &2)		
DIVISION	STEP	MINIMUM ROSTER SIZE	MAXIMUM ROSTER SIZE	GOALIE
U-10	1	10	13	N/A
U-10	2	10	13	N/A
U-10	3	11	15	N/A
Division		U12		
DIVISION	LEVEL	MINIMUM ROSTER SIZE	MAXIMUM ROSTER SIZE	GOALIE
U-12	A	11	14	1
U-12	B	11	15	1
U-12	B	11	15	1
U-12	C	11	15	1
U-12	C	11	15	1
Division		U14		
DIVISION	LEVEL	MINIMUM ROSTER SIZE	MAXIMUM ROSTER SIZE	GOALIE
U-14	AA	11	16	1 to 2
U-14	A	11	15	1
U-14	B	11	15	1
U-14	B	11	15	1
U-14	C	11	15	1
Division		U16		
DIVISION	LEVEL	MINIMUM ROSTER SIZE	MAXIMUM ROSTER SIZE	GOALIE
U-16	AA	11	16	1 to 2
U-16	A	11	15	1
U-16	B	11	15	1
Division		U19		
DIVISION	LEVEL	MINIMUM ROSTER SIZE	MAXIMUM ROSTER SIZE	GOALIE
U-19	AA	12	18	1 to 2
U-19	A or B	12	18	1 to 2

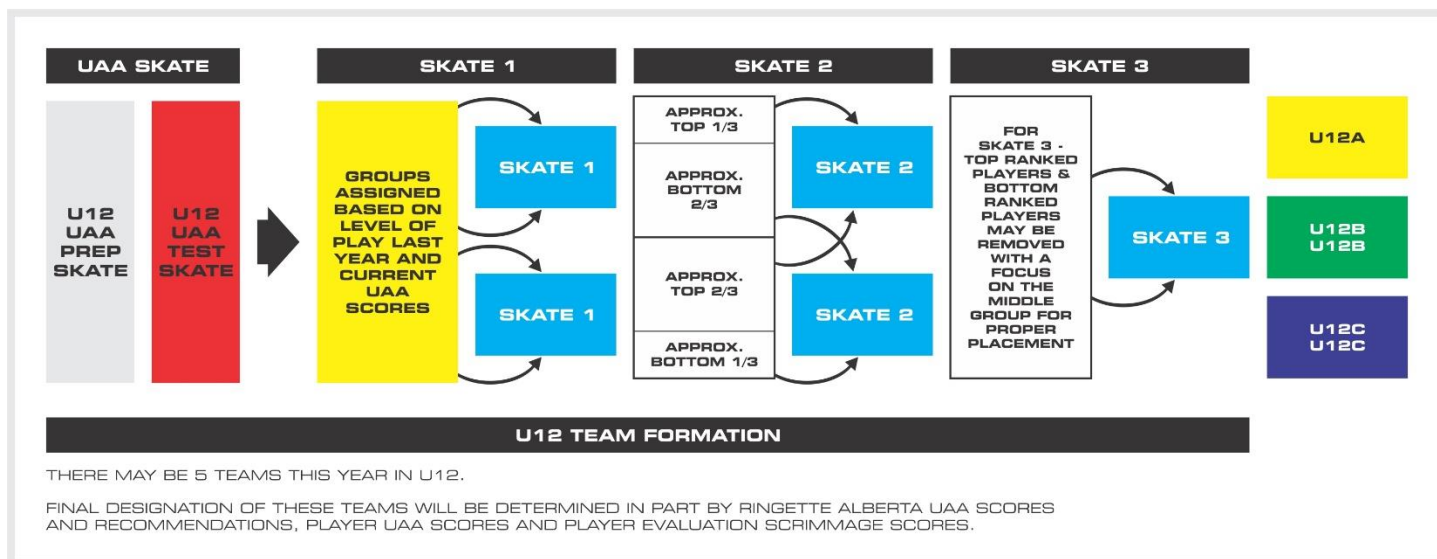
- Maximum roster sizes will be determined annually based on registration numbers in each division.
- Number of goalies per team will be at the discretion of the Oversight Committee based on each level having a Goalie in order to make team's viable as well as applicable goaltender evaluation scores to determine final placement.



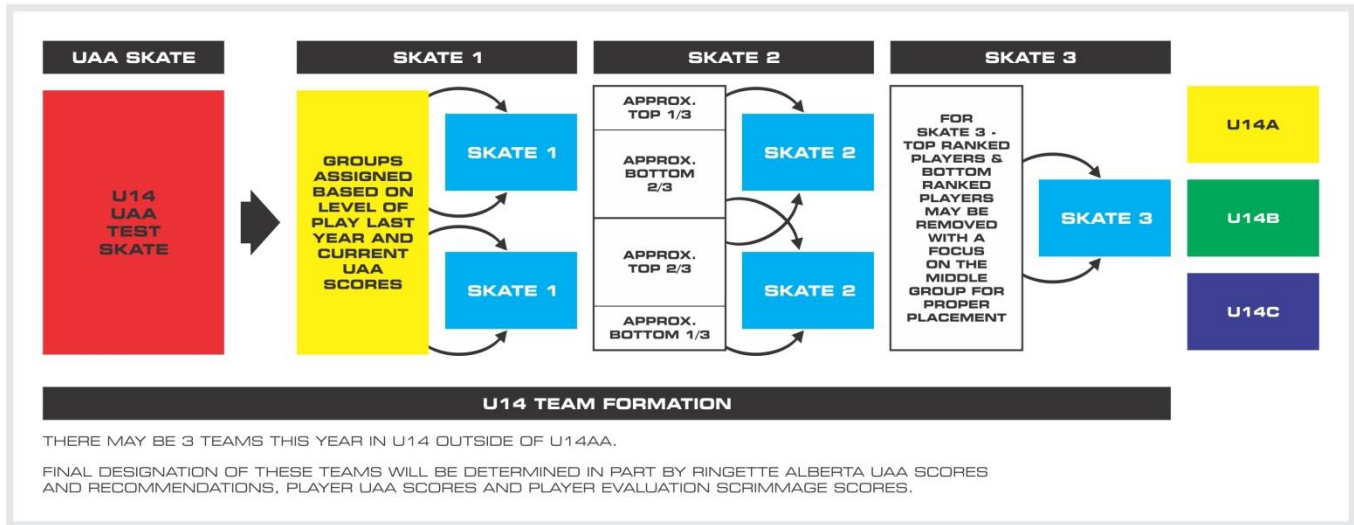
## U10 Evaluation Process - 2021/22 Playing Season



## U12 Evaluation Process - 2021/22 Playing Season



# U14 Evaluation Process - 2021/22 Playing Season



## APPENDIX F: EVALUATOR APP

**SPORTS U12 Skills 1 08/22/2021 8...**

Player	Goalie	Score	Complete
1	#1	31	5/5

**Goalie Tosses - Value**

Min: 1 Max: 9

6

**Goalie Mobility - Value**

Min: 1 Max: 9

6

**Goalie Game Sense - Value**

Min: 1 Max: 9

7

**PLAYER** **OVERVIEW**

**SPORTS U12 Skills 1 08/22/2021 8...**

Player	Centre	Score	Pending
3	#0	0	0/4

**Player Skating - Value**

Add Entry

**Checking and Ring Handling - Value**

Add Entry

**Game Sense (Offensive/Defensive) - Value**

Add Entry

**PLAYER** **OVERVIEW**