

2020 SPS Fuzion Player Evaluation Process U13

The evaluation process is a weighted scoring system that will include 50% of the player's skills score and 50% of game play score.

The Skill evaluation will include a series of drills that will be evaluation based. Below are the drills that will be run.

After skill evaluations there will be a 5 on 5 game.

After the 1st game the top 6-7 players will be placed on the top PW team and bottom 6-7 players will be placed on the lowest tiered team

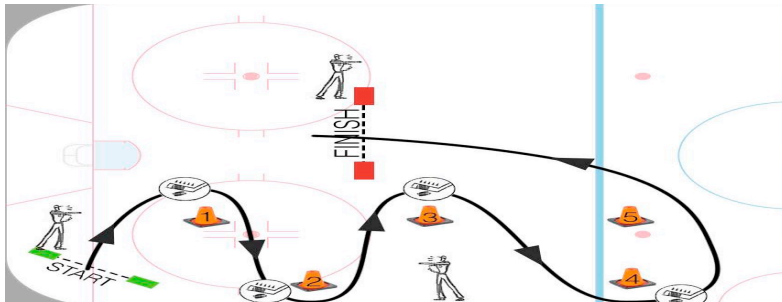
A second game will take place with the remaining players. Players will be evaluated and then placed on teams.

Game evaluations will include the following criteria, hockey IQ, individual tactics, team tactics, team play and their passing and shooting abilities.

Game Evaluation will be based on 5 on 5 full ice positional game play. Players will play the positions best suited to what they have played in the past and they will be evaluated at that position. Evaluators may opt to ask coaches to move players during the period intermission.

The following drills will be used for evaluation of their technical ability:

Skills: Drill #1 to be completed with a puck

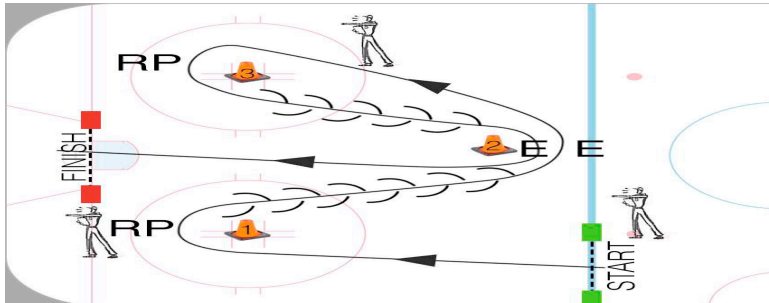


Details:

DRILL IS TO BE COMPLETED WITH PUCK

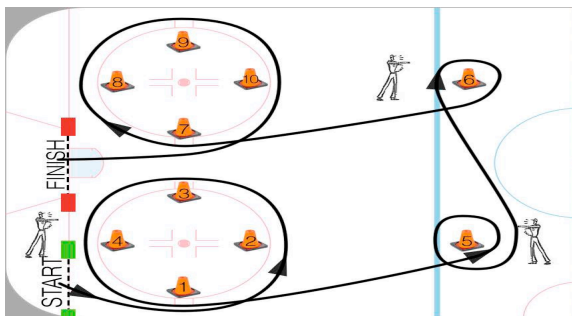
- Goal line to pylon #1 - 16'
- Goal line to pylon #2 - 32'
- Goal line to pylon #3 - 48'
- Goal line to pylon #4 & 5 - 66'
- Side boards to pylon #1, #3 and #5 - 35'
- Side boards to pylon #2 and #4 - 7'
- Goal line to ringette / finish line - - 35'

Skill drill # 2 to be completed without a puck



- The skater is to remain facing the near wall through the drill.
- Cones 1 & 3 are placed on the face off dots. Cone 2 is set three feet in from the blue line.
- Start at the blue line. Skate to cone 1. Reverse pivot (RP) then skate backwards to cone 2. Eagle glide pivot (E). Skate forward to cone 3, reverse pivot (RP), then skate backwards to cone 2. Eagle glide pivot (E) and skate directly to the goal line.
- Complete by skating through the finish line between the edges of the faceoff circle

Skill Drill #3 to be completed with a puck



Details:

- Goal Line to faceoff dot / pylon #5 - 66'
- Face off dot to face off dot / pylon #5 to Pylon #6 - 44'
- Goal Line to faceoff dot / pylon #6 - 66'

