

# **2020 SPS Fuzion Player Evaluation Process**

## **U9 and U11**

For the 2020 season we are running the evaluations in an abbreviated fashion due to the Covid 19 pandemic.

### **U9**

100% will be based on timed drills. Copy of drills are listed below. After timed drills players will be placed on teams.

### **U11**

60% is based on timed drills and 40% on their game play: The timed drills are listed below and are the same as the U9 age group.

Players will then split into 2 groups and play a 3 on 3 half ice game.

After the first game players will be ranked and the top 4-6 players will be placed on the top team and the bottom 4-6 will be placed on the lowest team.

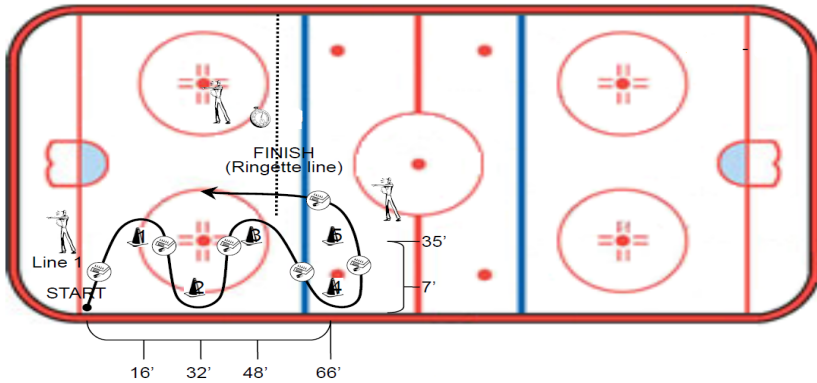
A second game of 4 on 4 full ice will take place. Players will be ranked and placed on teams.

Prior to the abrupt end of last season Fuzion had planned to do few full ice sessions for all the 2<sup>nd</sup> year Novice players, to get them ready for U11 as they had only played half 4 on 4 games. As this never took place, we will be evaluating the game play on skill rather than positioning and team tactics. Hence the 3 on 3 and 4 on 4 games.

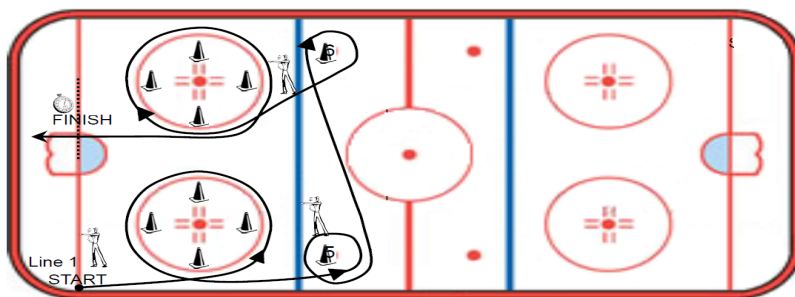
Game evaluations will include the following criteria, hockey IQ, individual tactics, their passing and shooting abilities and will give us a subjective evaluation.

**The following drills will be used for timed evaluations.**


**Drill number 1 to be completed with a puck**



**Drill number 2 to be completed without a puck**



**Drill Number 3 to be completed without a puck.**



Details:

This drill is run the same in all arenas:

Skate forward from the goal line to the blue line;

- Skate backwards between the blue lines;
- Skate forward from blue line to goal line;
- Skate into triangle and stop behind the goal line (two pylons on the goal line and one pylon ~24" back)
- Skate forward back to the Ringette line