

RAMP GAMESHEETS APP INSTRUCTIONS

[Gamesheets App Video Tutorial - RAMP InterActive](#)



We have transitioned to an electronic game sheet, so everything is in real time. Stats and game information will be live. This will eliminate paper game sheets and the need to upload copies.

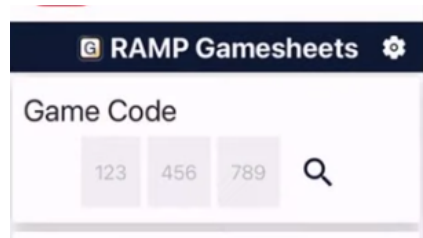
- We will be using the RAMP Game Sheets App that you will need to download ([Apple Store](#) or [Google Play](#)). It is free.
- You login to the Gamesheets App using your same RAMP App login (or you can create a new one if you forget your details)
- You will need an iPad or mobile device at the game for the scoresheet person to use.
- We also suggest a pen to take notes on the paper "cheat sheet" we will provide.
- No internet access, no problem. Add Goals, Penalties and Goalie information offline and store them on your device. Sync the information as soon as you walk out of the building.

Pre-Game:

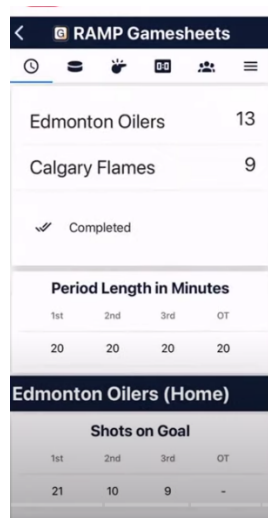
- BOTH TEAMS MUST DOWNLOAD THE RAMP Gamesheets App (see above)
- BOTH TEAMS will have their own codes to enter for the game. These are unique and change for each game. Gamesheets codes are available through your RAMP team login, and are underneath each league (tournament) game. Or copies available at the registration desk
- Home team can view all codes; away team can only see visitor codes
- Team managers MUST share these codes to whoever is scorekeeping
- REFS will have their own codes. They can use them or ask to see your device.
- BOTH TEAMS must complete the online section with the team roster and coaches that will be on the bench. You click the buttons beside the names. They should also sign that the roster has been verified (section under Bench section that says "Verified By").
Completing the game sheet **prior** to arriving at the game is a good idea, as WiFi might be an issue. If you have a last-minute adjustment, it can be done until the game starts.
- AWAY team - responsible for the SCORESHEET online data entry of goals and penalties
- HOME team - runs Shot clock and Score clock/time clock
- HOME team - needs to verify the game score at the end and sync the data (to make sure the game is uploaded online correctly and with the correct score)
- We have blank game sheets for teams to use during the games, as back up. These can be turned into the registration table onsite, or kept by the teams as needed.
- If there are any players called up from lower divisions, they should be noted in the game notes section. Also, if any players are serving a suspension, it needs to be noted. If it is not noted, the game doesn't count as a missed game.

Game Time - RAMP Gamesheets App:

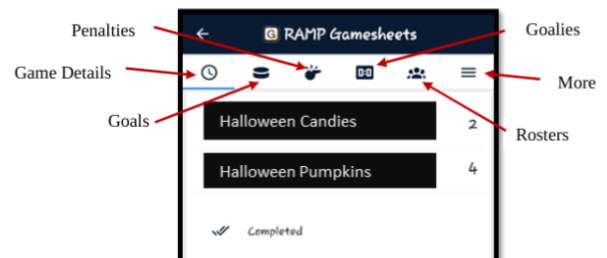
1. Login to the RAMP Gamesheets App (this is a personal account login and is NOT connected to any team or association)
2. Enter the game sheet code and hit search; if the game sheet code exists it will be added to your account



3. Tap on the team code (game that you are scoring) – the game will be pulled up



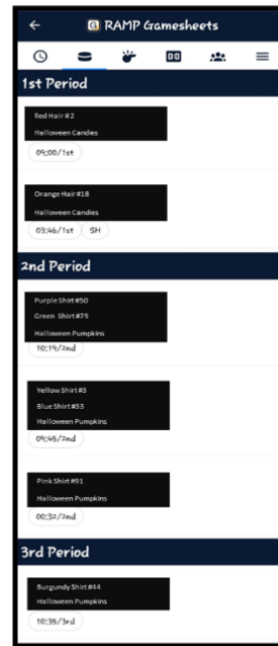
4. You will see the icons across the top of your screen. Each of these icons takes you to a different screen in which information will be available for you to review.
5. The timekeeper will be entering all the stats for the game using their own access code.



5. The timekeeper will be entering all the stats for the game using their own access code. You as the team coach / or designated will not be entering any statistical information. You will be able to see the information once it is entered but you cannot input the information yourself.

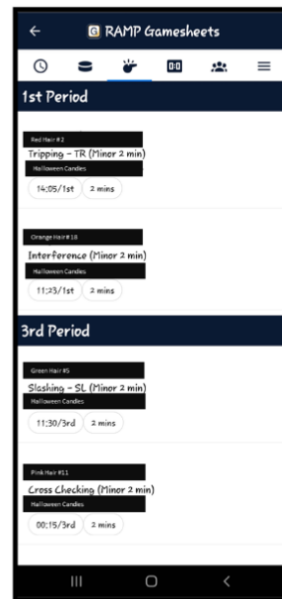
6. Goals Tab/Page

This page will walk you through the goals that were scored in the periods by both teams. As per the image to the right, this page outlines the player that scored, the team they are rostered to and the time of the goal.



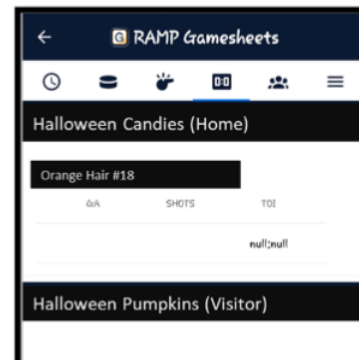
7. Penalties Tab/Page

This page lets you view the penalties of this game. Please note that if your team receives a **suspendable penalty** you MUST report it to the Tournament Committee via email. Please send the details of the game: Date, Time, Location and team names along with the name of the player/ staff who received the penalty and the type of penalty they received. This email must be sent to Rockthenorth@sherwoodparktitans.ca following the end of the game, prior to the team's next game.



8. Goalies Tab/Page

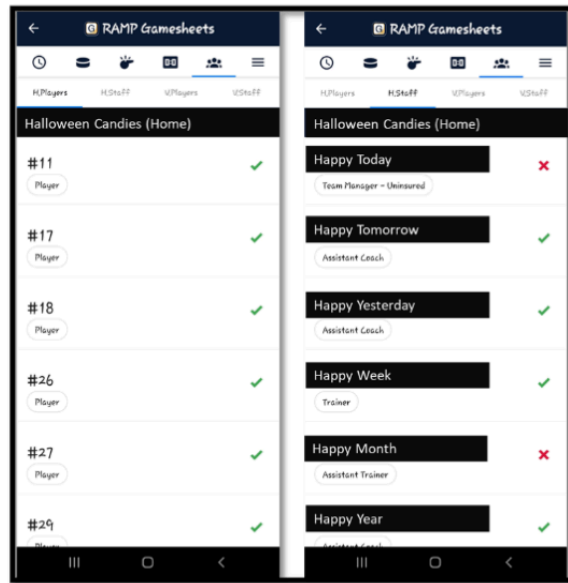
The "Goalies" tab will provide you with information regarding Goalies for each of the team. It is not mandatory for the teams to enter information in this tab but if they choose to enter information.



9. Rosters Tab/Page

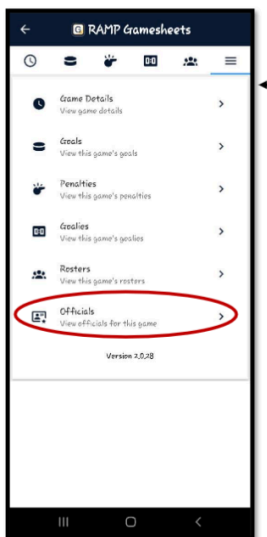
Here team Coaches or designated individual must select the Players and Staff that will be playing in the specific game. The toggles can be used to do this. Only the Home team can make changes to the Home team roster. Only the Visiting team can make changes to the Visiting team roster.

To add an affiliate player (AP), Select the Roster Tab, once there at the top of the screen you will see a tab to "ADD PLAYER" By selecting this you will be able to enter the information for that player, including Name, position and Jersey #. You will also be able to choose some additional information pertaining to this player. Once the data is entered, please select "SAVE" to ensure the data is saved.



10. More Tab/Page

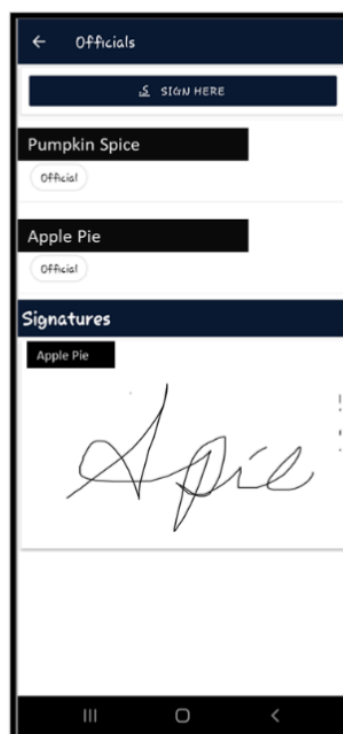
The three lines on the page will enable you to access additional information pertaining to the game. You will be able to see the officials of the game. Their signatures will not show until they have had the opportunity to review the game sheet and verify that all information is accurate.



11. Officials Tab/Page

This page will show you the names of all the officials for the specific games. This information was entered by the timekeeper. The official must sign off on the game sheet once they have reviewed the game details for accuracy.

To sign off on the game sheet, select the "Sign Here" tab at the top of this page, you can then use your fingers to sign or initial the game sheet.



Post-Game:

- After the game, the HOME team needs to sync the app to upload the game score and info.
- The officials will complete any necessary game notes and indicate if a game report will be required for the game. They (ref's) will have a separate login for the game sheet. But they can also sign off on the home team device if needed.
- It is the responsibility of the **home team** to ensure that the scoresheet is completed correctly.
- If there are omissions/errors, points may not be awarded.
- If you are the **away team**, it is a good idea to review the scoresheet to make sure all the information required is on the sheet.