


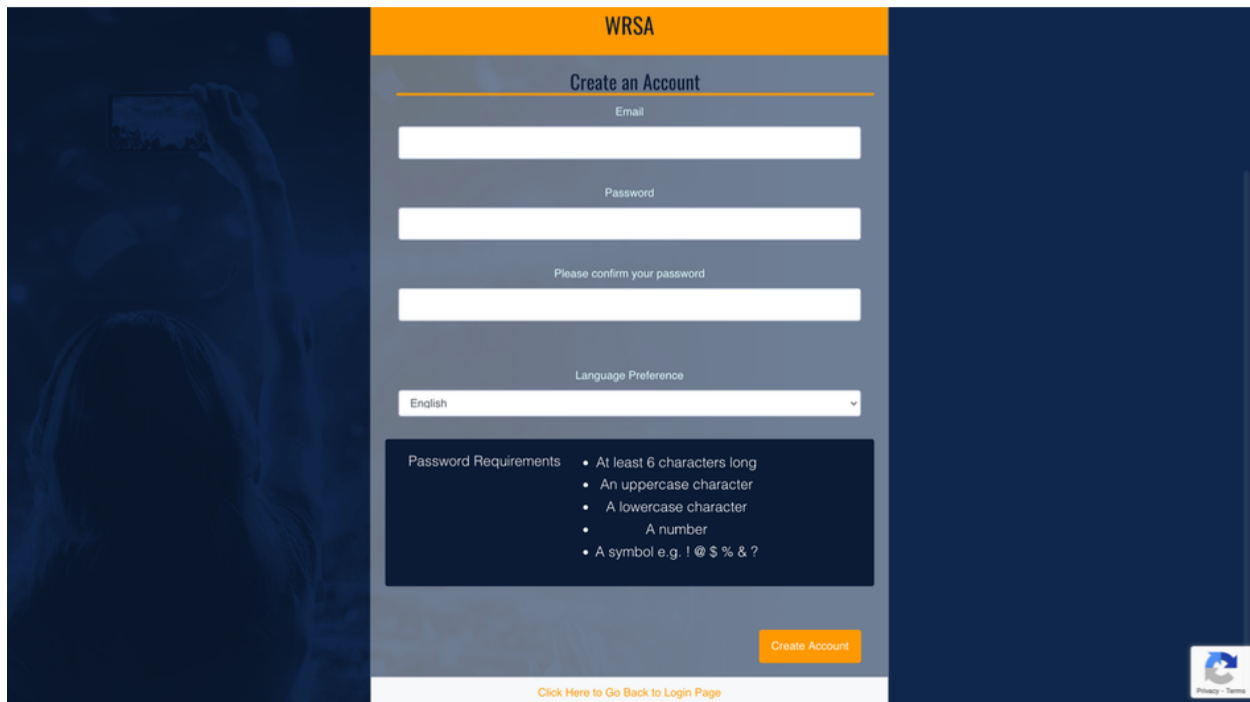
If you do encounter any issues when registering such as pages not loading, please clear your cache or allow for pop-ups. Additionally, it is suggested that you use a computer to register.

Step 1: Login or Create an Account at the WRSA registration link:

<http://westmansoccer.rampregistrations.com/>

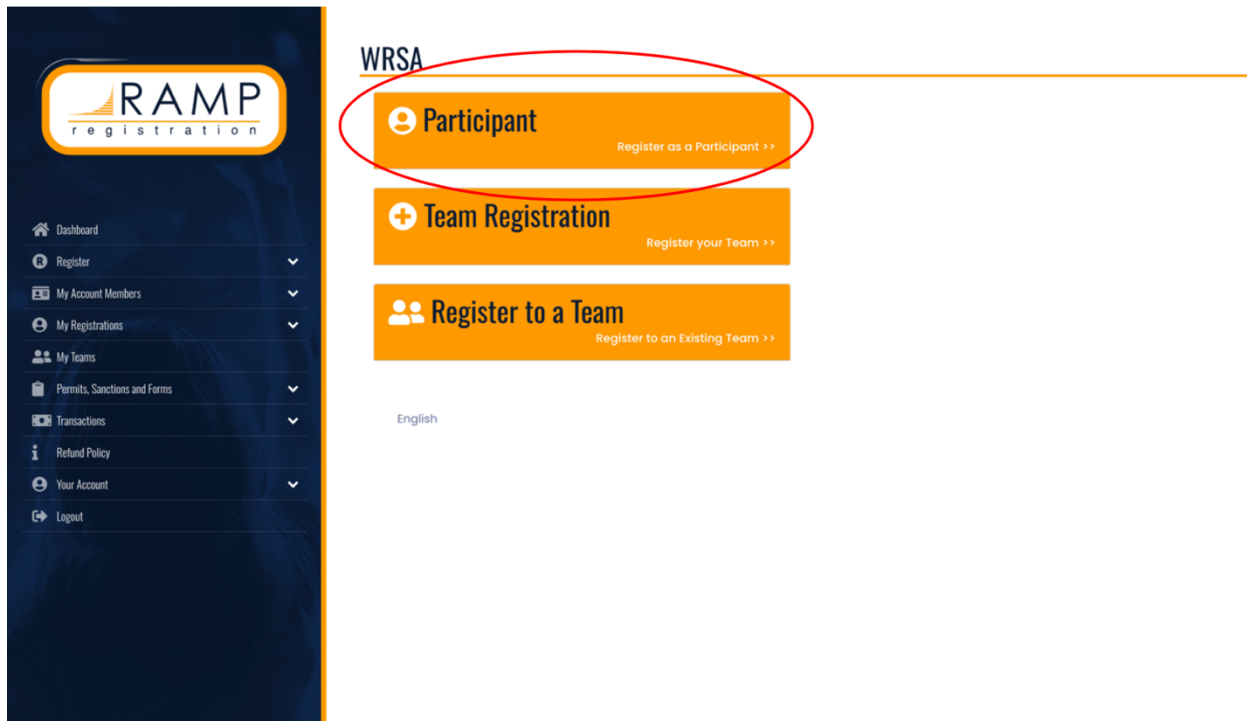


The screenshot shows the 'Login' page of the WRSA Ramp Registration system. At the top, there is a logo for 'RAMP registration' with 'RAMP' in a large, bold font and 'registration' in a smaller font below it. Below the logo is a white box with an orange header containing the text 'WRSA'. Underneath, the word 'Login' is centered. To the right of the 'Login' text is a 'Change Language' dropdown menu. Below this are two input fields: 'Email' and 'Password', each with a corresponding icon (a person for email and a key for password). A blue 'Login' button is positioned to the right of the password field. Below the input fields, there are three links: 'Don't have an account? Create one Here.', 'Forgot your password? Reset it Here.', and 'Verify Account'. At the bottom of the page, there is a footer with the text 'RAMP InterActive | Terms of Use | Privacy Policy | Refund Policy' and a 'SECURE' badge with a lock icon. A small 'Privacy - Terms' link is visible in the bottom right corner.

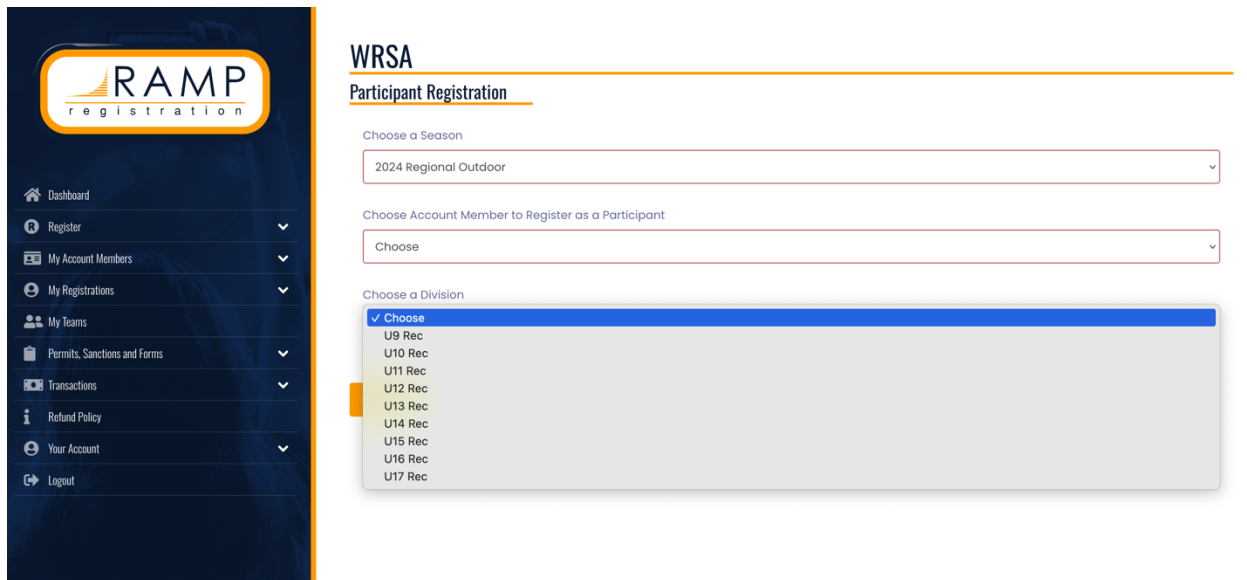


The screenshot shows the 'Create an Account' page of the WRSA Ramp Registration system. At the top, there is a logo for 'RAMP registration' with 'RAMP' in a large, bold font and 'registration' in a smaller font below it. Below the logo is a white box with an orange header containing the text 'WRSA'. Underneath, the text 'Create an Account' is centered. Below this are three input fields: 'Email', 'Password', and 'Please confirm your password'. Below the password fields is a 'Language Preference' dropdown menu with 'English' selected. Below the dropdown menu is a 'Password Requirements' section with a list of requirements: 'At least 6 characters long', 'An uppercase character', 'A lowercase character', 'A number', and 'A symbol e.g. ! @ \$ % & ?'. A blue 'Create Account' button is positioned to the right of the password requirements. Below the button, there is a link that says 'Click Here to Go Back to Login Page'. A small 'Privacy - Terms' link is visible in the bottom right corner.

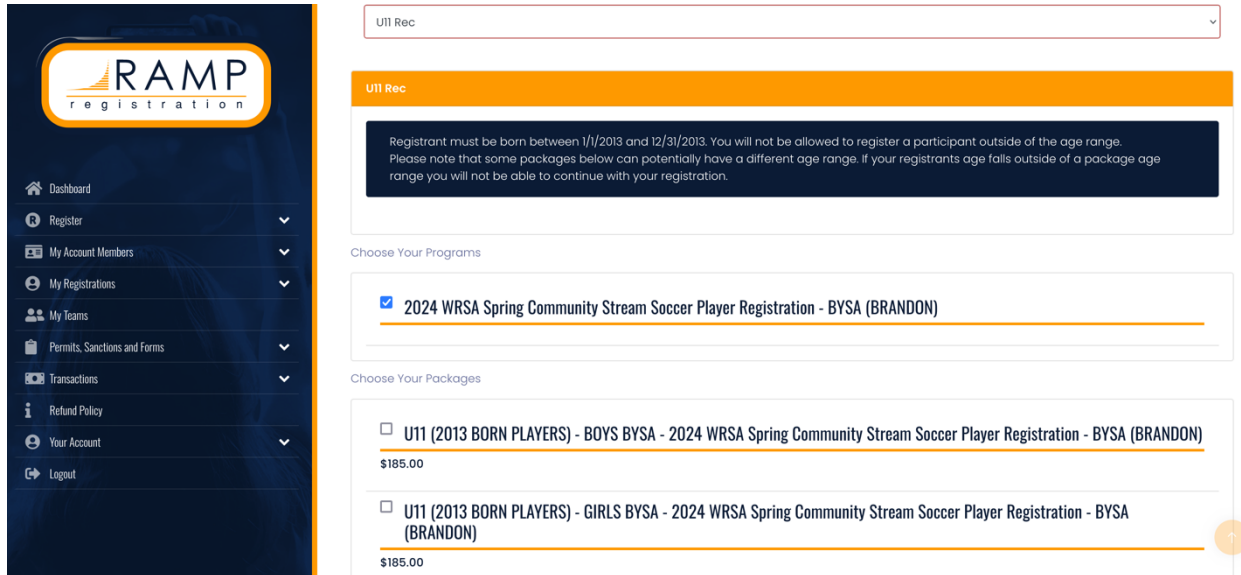
Step 2: Once logged in, you will see the page below. Please click 'Participant' to begin registration.



Step 3: You MUST select '2024 Regional Outdoor'. From there you will be prompted to fill on the player's information and select the age division.

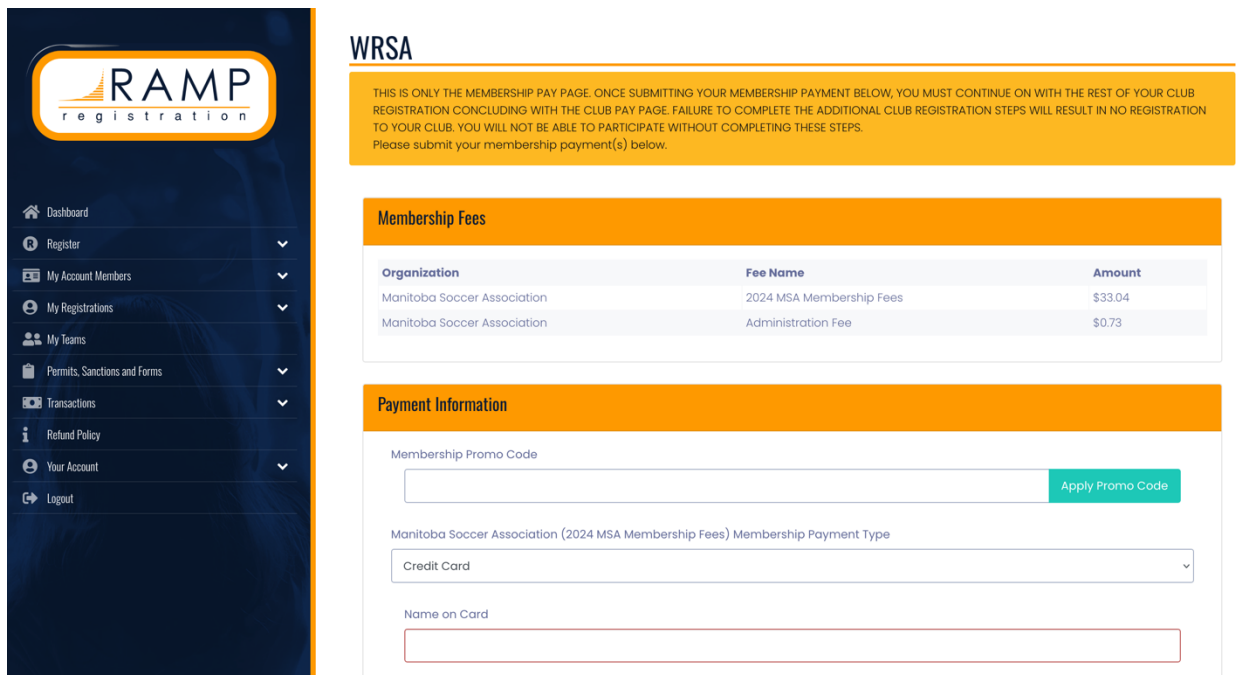


Step 4: Select a program. Please ensure you select the correct region you wish to apart of. Following this, you will have to select a package. Please be careful and ensure you are selecting the correct package as there is one labelled “GIRLS BYSA” and another labelled “BOYS BYSA”.



The screenshot shows the RAMP registration system interface. On the left is a dark blue sidebar with the RAMP logo and a menu with options: Dashboard, Register, My Account Members, My Registrations, My Teams, Permits, Sanctions and Forms, Transactions, Refund Policy, Your Account, and Logout. The main content area is white with an orange header. At the top, there is a dropdown menu for 'U11 Rec'. Below it is a dark blue box with white text: 'Registrant must be born between 1/1/2013 and 12/31/2013. You will not be allowed to register a participant outside of the age range. Please note that some packages below can potentially have a different age range. If your registrants age falls outside of a package age range you will not be able to continue with your registration.' Underneath is a section 'Choose Your Programs' with a single option: 2024 WRSA Spring Community Stream Soccer Player Registration - BYSA (BRANDON). Below that is a section 'Choose Your Packages' with two options: U11 (2013 BORN PLAYERS) - BOYS BYSA - 2024 WRSA Spring Community Stream Soccer Player Registration - BYSA (BRANDON) \$185.00 and U11 (2013 BORN PLAYERS) - GIRLS BYSA - 2024 WRSA Spring Community Stream Soccer Player Registration - BYSA (BRANDON) \$185.00.

Step 5: Once you have continued through the first 4 steps, you will have to pay the MSA fee set for the season. The only option to pay this fee is by Credit Card.



The screenshot shows the RAMP registration system interface for the 'WRSA' section. The sidebar is the same as in the previous screenshot. The main content area has an orange header with 'WRSA'. Below the header is a dark blue box with white text: 'THIS IS ONLY THE MEMBERSHIP PAY PAGE. ONCE SUBMITTING YOUR MEMBERSHIP PAYMENT BELOW, YOU MUST CONTINUE ON WITH THE REST OF YOUR CLUB REGISTRATION CONCLUDING WITH THE CLUB PAY PAGE. FAILURE TO COMPLETE THE ADDITIONAL CLUB REGISTRATION STEPS WILL RESULT IN NO REGISTRATION TO YOUR CLUB. YOU WILL NOT BE ABLE TO PARTICIPATE WITHOUT COMPLETING THESE STEPS. Please submit your membership payment(s) below.' Below this is a section 'Membership Fees' with a table:

| Organization | Fee Name | Amount |
|-----------------------------|--------------------------|---------|
| Manitoba Soccer Association | 2024 MSA Membership Fees | \$33.04 |
| Manitoba Soccer Association | Administration Fee | \$0.73 |

Below the table is a section 'Payment Information' with a form. It includes a 'Membership Promo Code' field with an 'Apply Promo Code' button. Below that is a dropdown menu for 'Manitoba Soccer Association (2024 MSA Membership Fees) Membership Payment Type' with 'Credit Card' selected. At the bottom is a 'Name on Card' field.

Step 6: Input Parent/Guardian/Emergency Contact Information.

Parent/Guardian/Emerg. Contact Information

Parent/Guardian/Emerg. Contact Details

Choose a Parent/Guardian/Emerg. Contact

Choose

I want to add a 2nd Guardian/Parent/Emerg. Contact for this registration

Back [Continue](#)

English

Step 7: Next you will be required to answer all questions from MSA and WRSA.

Questions

Manitoba Soccer Association

What is a player's nationality?

This field is required

Please indicate your status as an amateur or professional.

Amateur

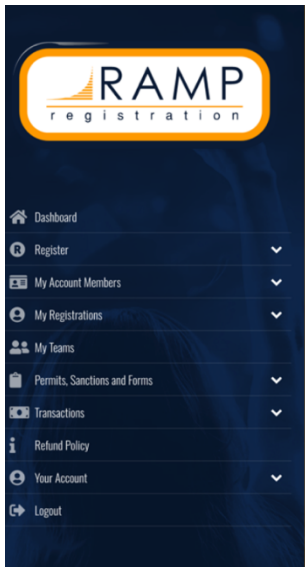
Professional

This field is required

Back [Continue](#)

English

Step 8: This is the final step. You will have to pay BYSA and WRSA fees which are combined on the last page. Please press submit registration following this step.



Payment Information

Promo Code [Apply Promo Code](#)

Payment Type

Name on Card

Credit Card Number

Visa Debit or Mastercard Debit are accepted

Month Year CVV