

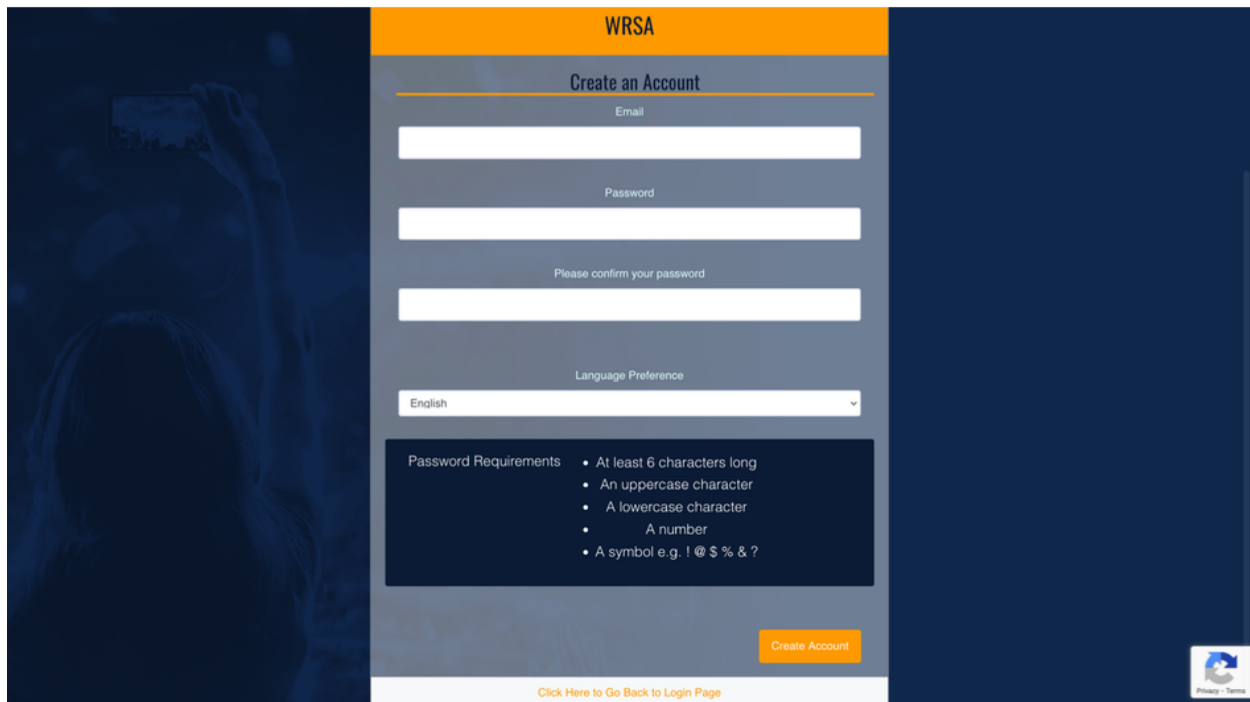
If you do encounter any issues when registering such as pages not loading, please clear your cache or allow for pop-ups. Additionally, it is suggested that you use a computer to register.

Step 1: Login or Create an Account at the WRSA registration link:

<http://westmansoccer.rampregistrations.com/>

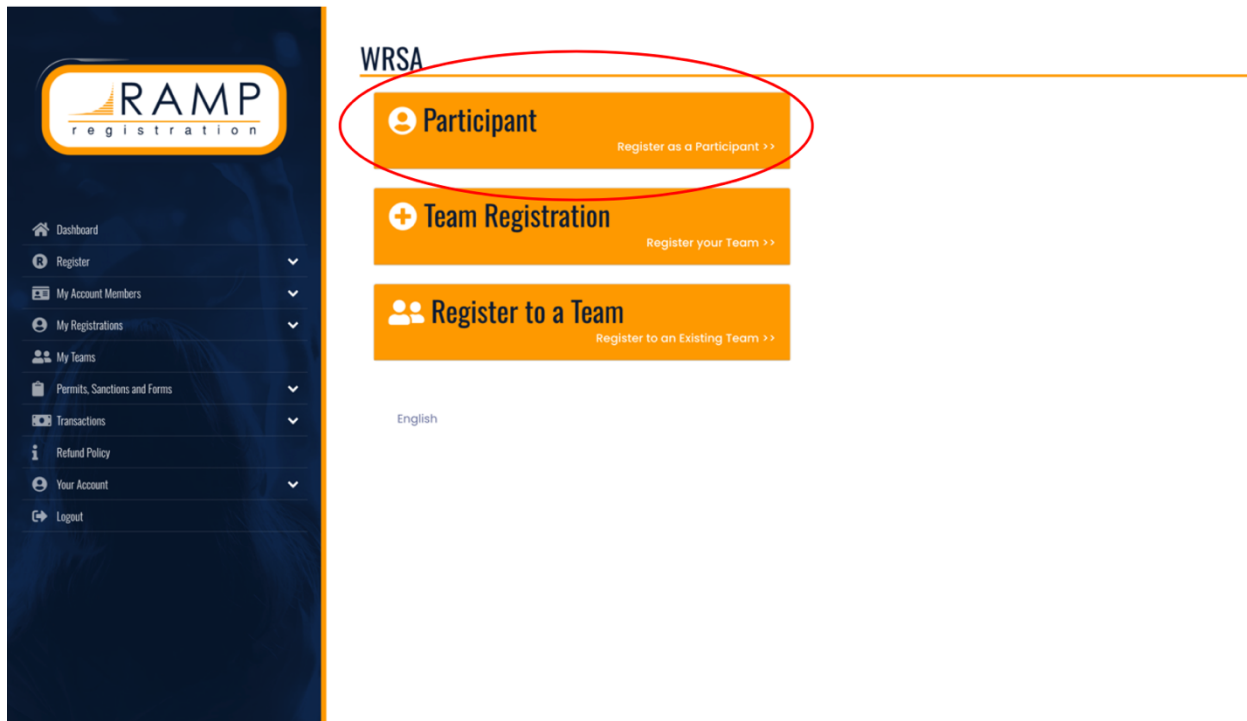


The screenshot shows the 'Login' page of the WRSA Ramp Registration system. At the top center is the 'RAMP registration' logo. Below it is a white box with an orange header containing the text 'WRSA'. Underneath the header is the word 'Login'. To the right of the 'Login' text is a 'Change Language' dropdown menu. Below this are two input fields: 'Email' and 'Password'. A blue 'Login' button is positioned to the right of the password field. Below the input fields, there are three links: 'Don't have an account? Create one Here.', 'Forgot your password? Reset it Here.', and 'Verify Account'. At the bottom of the white box, there is a footer with the text 'RAMP InterActive | Terms of Use | Privacy Policy | Refund Policy' and a 'SECURE' badge. A small 'Privacy - Terms' icon is visible in the bottom right corner of the page.

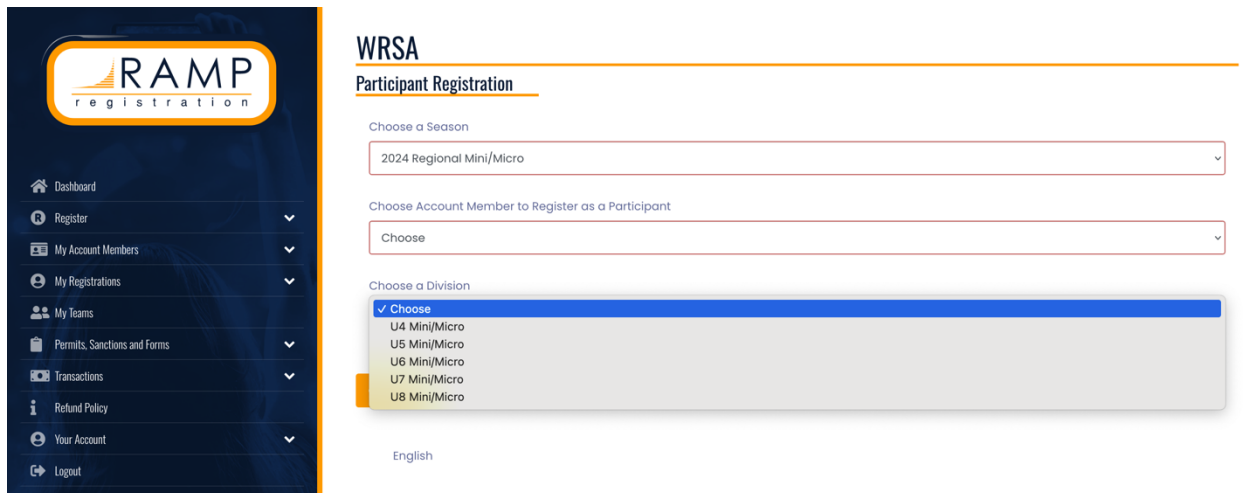


The screenshot shows the 'Create an Account' page of the WRSA Ramp Registration system. At the top center is the 'RAMP registration' logo. Below it is a white box with an orange header containing the text 'WRSA'. Underneath the header is the text 'Create an Account'. Below this are three input fields: 'Email', 'Password', and 'Please confirm your password'. Below the password fields is a 'Language Preference' dropdown menu with 'English' selected. Below the dropdown menu is a 'Password Requirements' section with a list of requirements: 'At least 6 characters long', 'An uppercase character', 'A lowercase character', 'A number', and 'A symbol e.g. ! @ \$ % & ?'. A blue 'Create Account' button is positioned to the right of the password requirements. Below the white box, there is a footer with the text 'Click Here to Go Back to Login Page' and a 'SECURE' badge. A small 'Privacy - Terms' icon is visible in the bottom right corner of the page.

Step 2: Once logged in, you will see the page below. Please click 'Participant' to begin registration.



Step 3: You MUST select '2024 Regional Mini/Micro'. From there you will be prompted to fill on the player's information and select the age division.



Step 4: Select a program. Please ensure you select the correct region you wish to apart of. Following this, you will have to select a package. All packages for U4-U8 are COED.

Step 5: Once you have continued through the first 4 steps, you will have to pay the MSA fee set for the season. The only option to pay this fee is by Credit Card.

Organization	Fee Name	Amount
Manitoba Soccer Association	2024 MSA Membership Fees	\$33.04
Manitoba Soccer Association	Administration Fee	\$0.73

**Payment Information**

Membership Promo Code:  Apply Promo Code

Manitoba Soccer Association (2024 MSA Membership Fees) Membership Payment Type:

Name on Card:

## Step 6: Input Parent/Guardian/Emergency Contact Information.

### Parent/Guardian/Emerg. Contact Information

Parent/Guardian/Emerg. Contact Details

Choose a Parent/Guardian/Emerg. Contact

Choose

I want to add a 2nd Guardian/Parent/Emerg. Contact for this registration

Back [Continue](#)

English

Step 7: Next you will be required to answer all questions from MSA and WRSA. This information is just for data collection purposes.

### Questions

#### Manitoba Soccer Association

What is a player's nationality?

This field is required

Please indicate your status as an amateur or professional.

Amateur

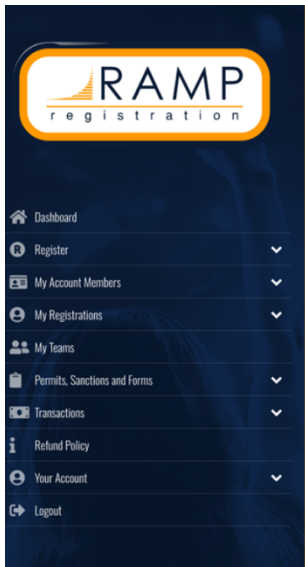
Professional

This field is required

Back [Continue](#)

English

Step 8: This is the final step. You will have to pay RYSA and WRSA fees which are combined on the last page.



**Payment Information**

Promo Code  [Apply Promo Code](#)

Payment Type

Name on Card

Credit Card Number

Visa Debit or Mastercard Debit are accepted

Month  Year  CVV