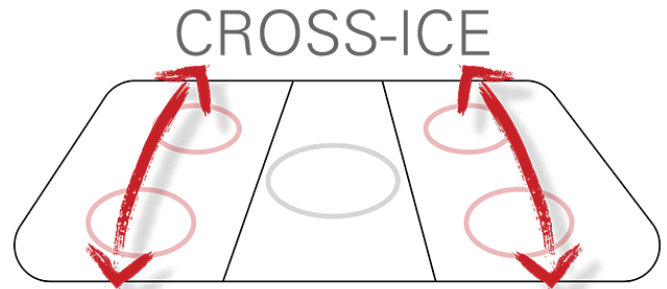


SET UP AND GAME PLAY

Getting your arena and teams ready for cross-ice hockey

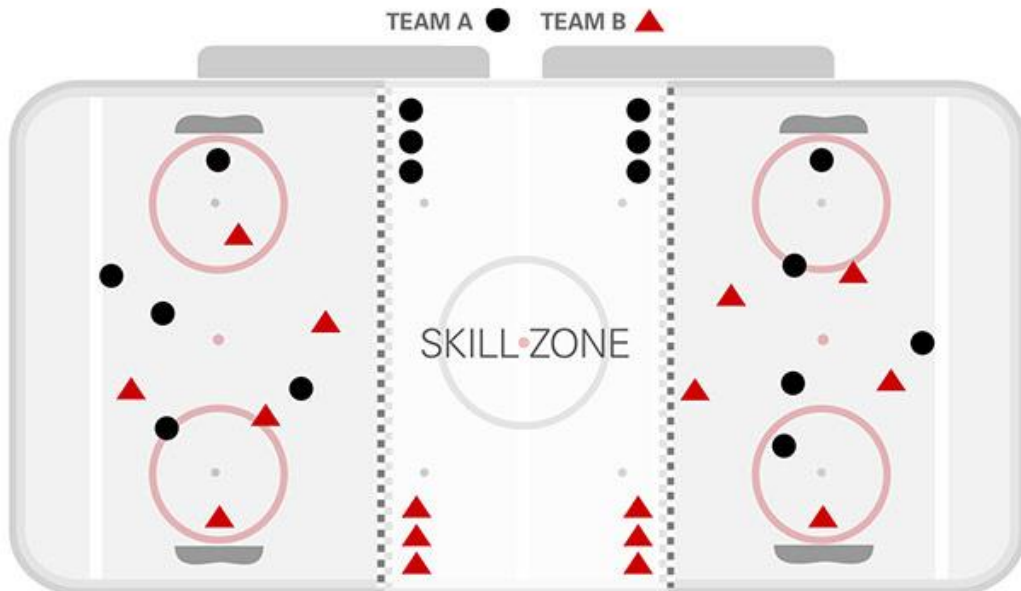
Playing Surface – Cross-ice

- The maximum size of the ice surface is 100 feet by 60 feet.
- Timbits U7 games will be played cross-ice for the entire season.

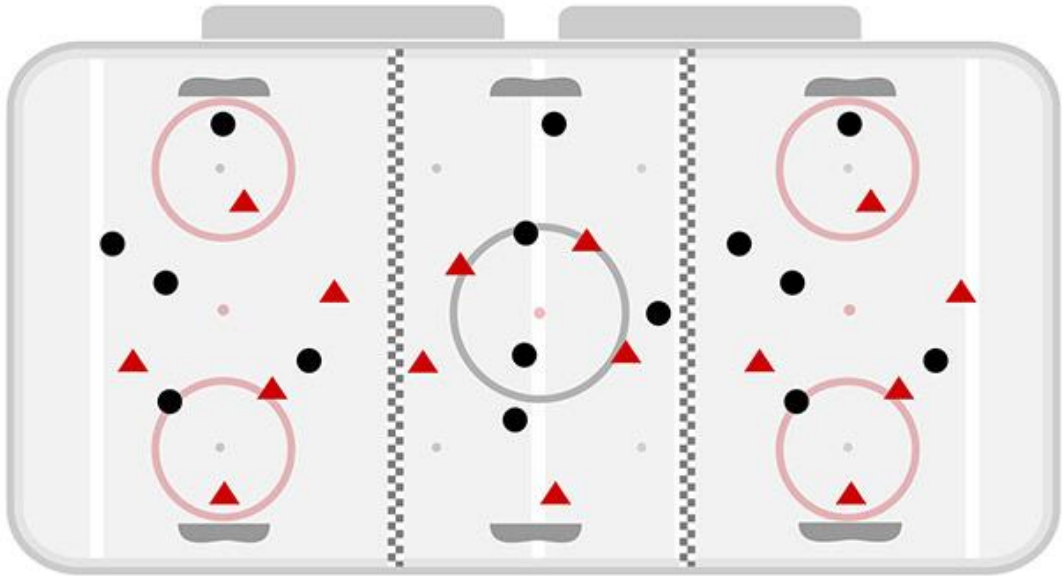


Player Surface Set-up

The game play format used in U7 hockey is the Two-Team, Two-Game Model. Two teams play one another in the two end-zones. Each team is divided into two units. Other set-ups are available depending on team composition.



TWO TEAMS – Two Cross-Ice Games Model with Skill Zone



Three Cross-Ice Games Model

In some communities, team composition may be smaller. If this is the case, the ice is still divided but only one end will be used for game play. The other portion of the ice can be used as a practice surface.



THREE TEAMS – One Cross-Ice Game and One Practice

Game Set-up and Flow (Two-Team, Two-Game Model)

- Each team will consist of up to 18 players (16 skaters plus two players defending the goal) divided into two units of nine players – one player defending the goal and eight skaters. Smaller numbers allow for players to double-shift to ensure there are always four players on the ice. Coaches must make sure all players take turns double-shifting.
- It is recommended that in each half, the centre-ice spot should be marked to indicate where the face-off will take place. This is to be established at the midpoint between both nets.
- Teams will share the player benches or utilize the neutral zone for players not in play.
- The score clock can be used to keep time for both games simultaneously.
- No score is kept, and game sheets are optional.