



@WPGSSOCCER

2020  
ANNUAL  
GENERAL  
MEETING

ANNUAL  
REPORT





# SPONSORSHIP LINEUP



**BEAVER BUS LINES**



**bounce**



**103.1 FM**



**PLUS**

**TutorBright**

## 2020 WYSA ANNUAL GENERAL MEETING PACKAGE

### TABLE OF CONTENTS

2020 AGM MEETING AGENDA .....	2
2019 ANNUAL GENERAL MEETING MINUTES .....	3
2019 - 2020 ANNUAL REPORTS	
PRESIDENT REPORT .....	7
FINANCE REPORT & AUDITED FINANCIAL STATEMENTS .....	9
EXECUTIVE DIRECTOR REPORT .....	22
DIRECTOR OF COMMUNICATIONS REPORT .....	32
DIRECTOR OF OUTDOOR REPORT .....	34
DIRECTOR OF INDOOR REPORT .....	40
DIRECTOR OF REFEREES REPORT .....	44
DIRECTOR OF DISCIPLINE REPORT .....	46
2020 WYSA BOARD OF DIRECTORS ELECTION INFORMATION .....	50

Thursday, November 26<sup>th</sup>, 2020  
Winnipeg Youth Soccer Association  
Virtual Annual General Meeting  
Zoom Meeting Room Opens – 6:30 PM  
Call to Order – 7:00 PM

## 2020 WYSA Annual General Meeting Agenda

- a) Call to Order
- b) Approval of the Agenda
- c) Approval of the Minutes of the Previous AGM
- d) Business arising from the minutes
- e) Annual Reports
- f) Review of Financial Statements
- g) Amendments to the Constitution
  - None proposed.
- h) Amendments to the By-Laws
  - None proposed.
- i) Election of Board Members
- j) New Business
- k) Adjournment

**\*\*\* DRAFT – NOT APPROVED BY MEMBERS \*\*\***  
2019 WYSA ANNUAL GENERAL MEETING MINUTES  
WEDNESDAY, OCTOBER 17<sup>th</sup>, 2019  
WSF SOCCER SOUTH – WINNIPEG SOCCER FEDERATION BUILDING  
211 CHANCELLOR MATHESON ROAD, WINNIPEG, MANITOBA

**ROLL CALL:**

**WYSA BOARD OF DIRECTORS**

President	Daryl Lindsay
Past President	Adam Dooley
Vice President	Todd Povey
Director of Finance	-
Director of Outdoor	Andrew Patton
Director of Indoor	-
Director of Referees	-
Director of Communications	James Kellough
Director of Coaching	-
Director at Large	-

**WYSA STAFF**

Executive Director	Carlo Bruneau
Customer Service Representative	Cheryl Ginter
League Coordinator	Scott Dixon
Events Coordinator	Adam DeJonckheere

**WYSA REGULAR MEMBERS WITH VOTING PRIVILEGES**

Bonivital Soccer Club – District Club	Ryan Marshall
Bonivital Soccer Club – District Club	Jeff Guay
Bonivital Soccer Club – Premier Club	Lance Letain
Southdale Community Centre	Andrea Lear
Tyndall Community Centre	Tom Thompson
St. Charles Soccer Association – District Club	Allan Gibbens
St. Charles Soccer Association – District Club	Lorne Hilton
St. Charles Soccer Association – Premier Club	Kellee Cameron
Central Community Centre	Yuri Sudermann
Charleswood Youth Soccer Association	Erin Boyko
Winnipeg South End United – District Club	Dale Friesen
Winnipeg South End United – District Club	Andrew Robertson
Winnipeg South End United – Premier Club	Amber Ostermann
St. John’s Ravenscourt School	Dean Wright
Corydon Community Centre	Laura Gauthier
Lindenwoods Community Centre	Tracey Wright
Tuxedo Community Centre	Ashley Abbott
Winnipeg Phoenix FC – District Club	Stewart Clark

Winnipeg Phoenix FC –District Club  
Winnipeg Phoenix FC – Premier Club  
Valley Gardens Community Centre

Derek Simpson  
Kevin Mackay  
Eugene Beaucage

## GUESTS

Dean Sigurdson  
Deanne Blasko  
Donn Pirie  
Sarah Schwendemann  
Travis de Konig  
Linda Kozakewich

### A) Call to Order:

- The 2019 WYSA Annual General Meeting was called to order at 7:04 PM by Daryl Lindsay.
- Daryl Lindsay introduced the WYSA Board of Directors and staff.
- Todd Povey spoke to say thanks to everyone for allowing him to be on the board and to say how great everyone has been working together.
- Daryl Lindsay thanked the WYSA staff all for their previous years' service to the Association and then outlined the standing rules for the meeting.
- Adam Dooley and Carlo Bruneau will act as scrutineers and vote counters for the AGM and there were no objections from the membership. Cheryl Ginter will also record the meeting minutes and act as timekeeper.
- WYSA Executive Director, Carlo Bruneau, reports that quorum has been reached with at least 3 clubs and 9 total voting members being present. There are 20 voting members in attendance.

**Motion:** That, the quorum report be accepted.

**Moved:** Bonivital Soccer Club – Ryan Marshall

**Seconded by:** Bonivital Soccer Club – Jeff Guay

**Motion carried (none opposed)**

**Motion:** That, the standing rules be accepted.

**Moved:** Bonivital Soccer Club – Ryan Marshall

**Seconded by:** Valley Garden Community Club –Eugene Beaucage

**Motion carried (none opposed)**

B) Approval of the Meeting Agenda:

**Motion:** That, the meeting agenda be accepted.  
**Moved:** St. John's Ravenscourt – Dean Wright  
**Seconded by:** Bonivital Soccer Club – Ryan Marshall  
**Motion carried (none opposed)**

C) Approval of the 2018 WYSA Annual General Meeting Minutes:

**Motion:** That, the October 17, 2018 WYSA Annual General Meeting Minutes be approved as presented.  
**Moved by:** Winnipeg South End United – Dale Friesen  
**Seconded by:** Winnipeg Phoenix FC –Derek Simpson  
**Motion carried (none opposed)**

- Bonivital Soccer Club, Ryan Marshall, brought forward that in the notes it states Mrs. Dave Holder instead of Mr. Dave Holder. Ryan Marshall also that we remove Mr. and Mrs. from the minutes.

D) Business arising from the minutes:

- There was no business arising from the previous meeting minutes.

E) Annual Reports:

- There were no questions relating to the Annual Reports.

F) Review of Finance Statement

- One question was raised regarding sponsorships.

**Motion:** That, the 2018-2019 audited financials be accepted as presented.  
**Moved by:** Tyndall Park – Tom Thompson  
**Seconded by:** Bonivital Soccer Club – Ryan Marshall  
**Motion carried (none opposed)**

**Motion:** That, Booke and Partner be appointed as the 2019-2020 auditors.  
**Moved by:** Lindenwoods Community Centre–Tracey Wright  
**Seconded by:** St. Charles Soccer Association–Lorne Hilton  
**Motion carried (none opposed)**

G) Amendments to the Constitution:

- There were no proposed amendments to the Constitution.

H) Amendments to the By-Laws:

- There were no proposed amendments to the By-Laws.

I) Election of Board Members:

**Vice President**

The WYSA nomination committee recommended Don Pirie to stand as WYSA Vice President. No further nominations were received from the floor. Don Pirie was elected by acclamation and accepted the position of WYSA Vice President for a term of two (2) years.

**Director of Communication**

The WYSA nomination committee recommended Sarah Schwendemann to stand as WYSA Director of Communication. No further nominations were received from the floor. Sarah Schwendemann was elected by acclamation and accepted the position of WYSA Director of Coaching for a term of two (2) years.

**Director of Indoor**

The WYSA nomination committee had two nominations for Director of Indoor. James Kellough and Jeff Santos let their names stand for WYSA Director of Indoor. No further nominations were received from the floor. James Kellough was elected by silent ballot and accepted the position of WYSA Director of Indoor for a term of two (2) years.

**Director at Large**

The WYSA nomination committee recommended Tom Thompson to stand as WYSA Director at Large. No further nominations were received from the floor. Tom Thompson was elected by acclamation and accepted the position of WYSA Director at Large for a term of two (2) years.

**Motion:** That, the ballots for the Director of Indoor election be destroyed.

**Moved by:** Winnipeg Phoenix FC–Stewart Clark

**Seconded by:** St. Charles Soccer Association–Lorne Hilton

**Motion carried (none opposed)**

J) New Business:

- There was no new business.

K) Adjournment

- The 2019 WYSA AGM was adjourned at 7:30 PM.



## PRESIDENT REPORT

As we headed into 2020, we not only welcomed the new year, but we also celebrated the start of a



new decade. The passing of time, whether one year or ten, often leads to reflection and in WYSA's case we have certainly come a long way, but now need to evolve more than ever as we face the many challenges ahead of us.

When I think back to my first tenure as WYSA President, it was one of learning and reacting to the issues that came my way with no real sense

of where we wanted or needed to go as an organization. That said, with the support of the Board and our Member clubs, I saw a desire and willingness to face the realities that youth soccer in Winnipeg does bring. Clubs have had to focus their programming on innovation to educate the player at the highest level, evolve from a win-based mentality to that of a member service mentality. And this commitment will need to remain unwavering, as what the future holds for us all is in question

Throughout our history, WYSA has struggled to adapt and evolve. Due to the circumstances we now face, we proved to be nimble, adapting as things changed daily, evolving to meet the needs of our players, families, and clubs. I believe under the circumstances we did the best we could in delivering market-driven programming that supports the love of the game that we know all our players have.

Our decision making was guided by one driving principal this year – the player experience comes first. The removal of boundaries at the developmental and premier level and the admission of sanctioned Academy programs into the WYSA league was a big step in that direction and a testament to the resolve of the Board of Directors. Developing a new 2020-2023 strategic plan, will be a priority as we come out of 2020 and into 2021 and beyond. In looking at what we have accomplished over the years, we are not only putting the player experience first; but in some ways could be reinventing it.

---

As we find our way through the unprecedented times caused by the COVID-19 global pandemic, WYSA continues to evolve. What is happening to the WYSA league, across our communities and around the globe is a transformation of the way we learn, teach, work, live and lead. What used to be a clear-cut path to how and what soccer programming was is now varied and diverse, but no matter the format of delivery, we are not losing focus or being distracted.

It truly is a team effort, both before and now, as we navigate this new reality, drawing on the strengths of all who want to contribute in a positive way – to shape this transformation.

Together, we will lead the way.

Even with the uncertainty that remains and the strain it has put on our resources. We are also eagerly anticipating our future and all that is to come. Guided by an unwavering belief in what we stand for, I know we can all come out of this stronger and the development of the player and the growth of the game will continue.

Respectfully Submitted,  
Daryl Lindsay  
President

## FINANCE REPORT

The Executive Director provides monthly financial reports to the Board of Directors to ensure they have detailed, timely, and accurate financial information. The Board of Directors prepares the annual budget in January for the upcoming fiscal year and uses its best judgement to anticipate revenues and expenses. The overall operating budget for the 2019-20 fiscal year was approximately \$1.6 million.

Booke & Partner were appointed as the Association's auditors for the 2019-2020 fiscal year at the 2019 WYSA Annual General Meeting. Upon conclusion of the 2019-20 fiscal year, the Executive Director engaged with Booke & Partner to facilitate the year end audit providing them with registration data, invoices, and other documents for testing. The statements have been included in this annual report package. The association ended the fiscal year with a surplus of approximately \$32,000, however, due to the end of the 2019-20 indoor season being cancelled, participating clubs received a credit for unused facility and referee fees, which amounted to approximately \$30,000. In essence, had we been able to finish the 2019-2020 indoor season, we would have been near breakeven.

Below is a percentage breakdown of our notable revenues and expenses:

### Revenues:

Registration: 94% | Tournaments: 4% | Sponsorships & Interest: 2%

### Expenditures:

Facility rentals: 40% | MSA player registration fees: 23% | Human resources: 14% | Referee fees: 10% | Office rent and supplies: 3% | Computer software, monitoring, backup, and sports management software, and professional fees: 3% | Trophies and medals: 2% | Jamborees: 2% | National Championship travel subsidy, amortization, mobile mini and player subsidy fund: 2%

**Winnipeg Youth Soccer Association Inc.**  
**Financial Statements**  
March 31, 2020

## Contents

	<b><u>Page</u></b>
Independent Auditors' Report	1 - 2
Statement of Financial Activities	3
Statement of Net Assets	4
Statement of Financial Position	5
Statement of Cash Flows	6
Notes to the Financial Statements	7 - 10



500 - Five Donald Street  
Winnipeg, Manitoba R3L 2T4  
Tel: (204) 284-7060  
Fax: (204) 284-7105  
[www.bookeandpartners.ca](http://www.bookeandpartners.ca)

## Independent Auditors' Report

To the Members of  
Winnipeg Youth Soccer Association Inc.

### *Opinion*

We have audited the financial statements of Winnipeg Youth Soccer Association Inc. (the "Association"), which comprise the statement of financial position as at March 31, 2020, and the statements of financial activities, net assets and cash flows for the year then ended, and notes to the financial statements, including a summary of significant accounting policies.

In our opinion, the financial statements present fairly, in all material respects, the financial position of the Association as at March 31, 2020, and the results of its operations and its cash flows for the year then ended in accordance with Canadian accounting standards for not-for-profit organizations.

### *Basis for Opinion*

We conducted our audit in accordance with Canadian generally accepted auditing standards. Our responsibilities under those standards are further described in the *Auditors' Responsibilities for the Audit of the Financial Statements* section of our report. We are independent of the Association in accordance with the ethical requirements that are relevant to our audit of the financial statements in Canada, and we have fulfilled our other ethical responsibilities in accordance with these requirements. We believe that the audit evidence we have obtained is sufficient and appropriate to provide a basis for our opinion.

### *Responsibilities of Management and Those Charged with Governance for the Financial Statements*

Management is responsible for the preparation and fair presentation of these financial statements in accordance with Canadian accounting standards for not-for-profit organizations, and for such internal control as management determines is necessary to enable the preparation of financial statements are free from material misstatement, whether due to fraud or error.

In preparing the financial statements, management is responsible for assessing the Association's ability to continue as a going concern, disclosing, as applicable, matters related to going concern and using the going concern basis of accounting unless management either intends to liquidate the Association or to cease operations, or has no realistic alternative but to do so.

Those charged with governance are responsible for overseeing the Association's financial reporting process.

## Independent Auditors' Report - continued

### *Auditors' Responsibilities for the Audit of the Financial Statements*

Our objectives are to obtain reasonable assurance about whether the financial statements as a whole are free from material misstatement, whether due to fraud or error, and to issue an auditors' report that includes our opinion. Reasonable assurance is a high level of assurance, but is not a guarantee that an audit conducted in accordance with Canadian generally accepted auditing standards will always detect a material misstatement when it exists. Misstatements can arise from fraud or error and are considered material if, individually or in the aggregate, they could reasonably be expected to influence the economic decisions of users taken on the basis of these financial statements. As part of an audit in accordance with Canadian generally accepted auditing standards, we exercise professional judgment and maintain professional skepticism throughout the audit. We also:

- Identify and assess the risks of material misstatement of the financial statements, whether due to fraud or error, design and perform audit procedures responsive to those risks, and obtain audit evidence that is sufficient and appropriate to provide a basis for our opinion. The risk of not detecting a material misstatement resulting from fraud is higher than for one resulting from error, as fraud may involve collusion, forgery, intentional omissions, misrepresentations, or the override of internal control.
- Obtain an understanding of internal control relevant to the audit in order to design audit procedures that are appropriate in the circumstances, but not for the purpose of expressing an opinion on the effectiveness of the Association's internal control.
- Evaluate the appropriateness of accounting policies used and the reasonableness of accounting estimates and related disclosures made by management.
- Conclude on the appropriateness of management's use of the going concern basis of accounting and, based on the audit evidence obtained, whether a material uncertainty exists related to events or conditions that may cast significant doubt on the Association's ability to continue as a going concern. If we conclude that a material uncertainty exists, we are required to draw attention in our auditors' report to the related disclosures in the financial statements or, if such disclosures are inadequate, to modify our opinion. Our conclusions are based on the audit evidence obtained up to the date of our auditors' report. However, future events or conditions may cause the Association to cease to continue as a going concern.
- Evaluate the overall presentation, structure and content of the financial statements, including the disclosures, and whether the financial statements represent the underlying transactions and events in a manner that achieves fair presentation.

We communicate with those charged with governance regarding, among other matters, the planned scope and timing of the audit and significant audit findings, including any significant deficiencies in internal control that we identify during our audit.



Winnipeg, Canada  
October 22, 2020

Chartered Professional Accountants

**Winnipeg Youth Soccer Association Inc.**  
**Statement of Financial Activities**

Year Ended March 31	2020	2019
<b>Revenues</b>		
Registration and referee's fees	<b>\$ 1,534,431</b>	\$ 1,568,961
Tournaments - net (Note 3)	<b>66,811</b>	57,023
Sponsorships	<b>25,100</b>	32,963
Forgiveness of loan payable	-	24,722
Interest	<b>3,263</b>	4,447
Grants	<b>150</b>	3,318
Miscellaneous	<b>200</b>	1,700
	<b><u>1,629,955</u></b>	<u>1,693,134</u>
<b>Expenditures</b>		
Facility rentals	<b>639,982</b>	712,435
M.S.A. registration	<b>371,967</b>	375,646
Salaries and benefits	<b>223,040</b>	211,858
Referees	<b>160,506</b>	179,402
Trophies and tournaments	<b>36,702</b>	39,917
Jamboree expenses	<b>32,228</b>	34,036
Rent - office	<b>21,226</b>	20,810
Premier team expenses	<b>20,000</b>	20,000
Amortization	<b>18,234</b>	18,043
Donations and grants (Note 4)	<b>14,842</b>	13,670
Office	<b>14,308</b>	15,205
Repairs and maintenance	<b>13,156</b>	13,266
Professional fees	<b>7,071</b>	8,106
Telephone, internet and website	<b>6,515</b>	5,280
Advertising and promotion	<b>6,109</b>	4,437
Miscellaneous	<b>4,427</b>	4,759
Scholarships (Note 5)	<b>3,000</b>	3,000
Bank charges and interest	<b>1,663</b>	2,452
Licences and permits	<b>1,235</b>	1,169
Car allowances	<b>963</b>	1,295
Insurance	<b>801</b>	498
Sponsorships	-	900
Sports management software	-	12,200
	<b><u>1,597,975</u></b>	<u>1,698,384</u>
Excess (deficiency) of revenues over expenditures	<b><u>\$ 31,980</u></b>	<u>\$ (5,250)</u>

See accompanying notes to the financial statements.



---

**Winnipeg Youth Soccer Association Inc.**  
**Statement of Net Assets**

Year Ended March 31	2020	2019
Net assets, beginning of year	\$ 374,631	\$ 379,881
Excess (deficiency) of revenues over expenditures	<u>31,980</u>	<u>(5,250)</u>
Net assets, end of year	<u>\$ 406,611</u>	<u>\$ 374,631</u>

---

See accompanying notes to the financial statements.

---

**Winnipeg Youth Soccer Association Inc.**  
**Statement of Financial Position**

March 31 2020 2019

---

**Assets**

Current

Cash and short-term deposits (Note 6) \$ 258,380 \$ 304,510  
Receivables 87,350 -

**345,730** 304,510

Investments (Note 8) 5,217 -

Property and equipment (Note 7) 84,835 76,109

**\$ 435,782** **\$ 380,619**

---

**Liabilities**

Current

Payables and accruals \$ 6,484 \$ 5,988  
Unearned revenue 22,687 -

29,171 5,988

**Net Assets**

406,611 374,631

**\$ 435,782** **\$ 380,619**

---

Commitments (Note 10)

Approved by the Board

Daryl Lindsay, President Director

Donn Pirie, Vice President Director

See accompanying notes to the financial statements.

---

**Winnipeg Youth Soccer Association Inc.**  
**Statement of Cash Flows**

Year Ended March 31

**2020****2019**

---

Cash derived from (applied to):

**Operating**

Excess (deficiency) of revenues over expenditures	\$ 31,980	\$ (5,250)
Amortization	18,234	18,043
Forgiveness of loan payable	-	(24,722)
	<u>50,214</u>	<u>(11,929)</u>

## Change in non-cash operating working capital

Receivables	(87,350)	505
Payables and accruals	496	(13,786)
Unearned revenue	22,687	-
	<u>(13,953)</u>	<u>(25,210)</u>

**Financing**

Repayment of loan payable	-	(20,454)
---------------------------	---	----------

**Investing**

Purchase of investments	(5,217)	-
Purchase of property and equipment	(26,960)	(1,978)
	<u>(32,177)</u>	<u>(1,978)</u>

Net decrease in cash (46,130) (47,642)

## Cash

Beginning of year	<u>304,510</u>	<u>352,152</u>
End of year	<u>\$ 258,380</u>	<u>\$ 304,510</u>

---

See accompanying notes to the financial statements.

---

**Winnipeg Youth Soccer Association Inc.**  
**Notes to the Financial Statements**  
March 31, 2020

---

**1. Nature of the organization**

Winnipeg Youth Soccer Association Inc. (the "Association") exists to promote and develop youth soccer in Winnipeg. The Association is a not-for-profit corporation pursuant to The Corporations Act (Manitoba) and is tax exempt under the Income Tax Act.

---

**2. Summary of significant accounting policies**

The Association follows Canadian accounting standards for not-for-profit organizations in preparing its financial statements. The significant accounting policies used are as follows:

**a) Revenue recognition**

Grants and sponsorship revenue received generally pertain to programs which run in the same year and, as such, are recorded as revenues when received and collectability is reasonably assured.

Registration and referee fee revenues are recognized in the year to which they relate.

Tournament fees are recorded as revenue when collectability is reasonably assured and the event has occurred.

**b) Amortization**

Amortization is provided at rates designed to write off property and equipment over their estimated useful lives as follows:

Goal posts	10 years straight line
Computer equipment	5 years straight line
Furniture and fixtures	5 years straight line
Leasehold improvements	Over the term of the lease

**c) Accounting estimates**

The preparation of financial statements in accordance with Canadian accounting standards for not-for-profit organizations requires management to make estimates and assumptions that affect the reported amount of assets and liabilities, disclosure of contingent assets and liabilities at the date of the financial statements and the reported amount of revenues and expenses during the reported period. These estimates are reviewed periodically and are reported in earnings in the period in which they become known. Actual results could differ from these estimates.

---

**Winnipeg Youth Soccer Association Inc.**  
**Notes to the Financial Statements**  
 March 31, 2020

---

**2. Summary of significant accounting policies - continued**

**d) Financial instruments**

The Association recognizes its financial instruments when the Association becomes party to the contractual provisions of the financial instrument. Financial instruments are initially recorded at fair value with subsequent reporting at amortized cost.

It is management's opinion that the Association is not exposed to significant credit, currency, interest, liquidity, market or other price risk.

Credit risk is the risk that one party to a financial instrument will cause a financial loss for the other party by failing to discharge an obligation. The Association is exposed to less than significant credit risk.

Currency risk is the risk that the fair value of future cash flows of a financial instrument will fluctuate due to changes in foreign currency rates. The Association is not exposed to currency risk as all transactions occur in Canadian currency.

Interest rate risk is the risk that the fair value of future cash flows of a financial instrument will fluctuate due to changes in market interest rates. The Association is not exposed to interest rate risk as the Association has no external debt.

Liquidity risk is the risk that the Association will encounter difficulty in meeting obligations associated with financial liabilities. The Association has maintained positive working capital that minimizes its exposure to liquidity risk.

Market risk and other price risk are the risks that the fair value of future cash flows of a financial instrument will fluctuate due to changes in market prices. The Association is not exposed to market risk as it has no material assets exposed to market fluctuations.

Management believes these risks are manageable and do not represent a threat to the Association's ability to continue as a going concern.

---

**3. Tournaments - net**

	<u>Revenues</u>	<u>Expenditures</u>	<u>2020 Net Revenue</u>	<u>2019 Net Revenue</u>
Golden Boy Indoor Tournament	\$ 147,825	\$ 111,246	\$ 36,579	\$ 22,653
The Boston Pizza Players Tournament	65,851	37,700	28,151	34,309
WYSA 3v3 Tournament	<u>13,295</u>	<u>11,214</u>	<u>2,081</u>	<u>61</u>
	<u>\$ 226,971</u>	<u>\$ 160,160</u>	<u>\$ 66,811</u>	<u>\$ 57,023</u>

---

---

**Winnipeg Youth Soccer Association Inc.**  
**Notes to the Financial Statements**  
 March 31, 2020

---

**4. Donations and grants**

Donations and grants include funds advanced to tournaments and associations and the net proceeds from tournaments which have been distributed as follows:

	<u>2020</u>	<u>2019</u>
WYSA Player Subsidy Funding	\$ 10,000	\$ 10,000
Inner City Soccer League/ Mobile Mini Soccer Program	<u>4,842</u>	<u>3,670</u>
	<u>\$ 14,842</u>	<u>\$ 13,670</u>

---

**5. Scholarships**

Consistent with the Association's mandate to reward and promote excellence in soccer, academics, and community involvement, scholarships in the amount of \$3,000 were awarded (2019 - \$3,000).

---

**6. Cash and short-term deposits**

Cash and short-term deposits consist of the following:

	<u>2020</u>	<u>2019</u>
Cash	\$ 258,380	\$ 299,421
Short-term deposits	<u>-</u>	<u>5,089</u>
	<u>\$ 258,380</u>	<u>\$ 304,510</u>

---

**7. Investments**

Cambrian Credit Union 5 year rate climber GIC, bearing interest at 2.95% per annum increasing to 4.30%, maturing December 5, 2023

<u>2020</u>	<u>2019</u>
<u>\$ 5,217</u>	<u>\$ -</u>

---

**8. Property and equipment**

	<u>Cost</u>	<u>Accumulated Amortization</u>	<u>2020 Net Book Value</u>	<u>2019 Net Book Value</u>
Goal posts	\$ 155,217	\$ 100,891	\$ 54,326	\$ 69,848
Computer equipment	36,227	31,080	5,147	5,051
Furniture and fixtures	6,048	5,686	362	1,210
Leasehold improvements	<u>25,000</u>	<u>-</u>	<u>25,000</u>	<u>-</u>
	<u>\$ 222,492</u>	<u>\$ 137,657</u>	<u>\$ 84,835</u>	<u>\$ 76,109</u>

Leasehold improvements were not complete by the end of the fiscal year. As a result, no amortization has been recognized in these financial statements for the year.

---

---

**Winnipeg Youth Soccer Association Inc.**  
**Notes to the Financial Statements**  
March 31, 2020

---

**9. COVID-19**

On March 11, 2020 the World Health Organization declared coronavirus COVID-19 a global pandemic. This contagious disease outbreak which has continued to spread, and the related adverse impact it has had on public health developments, has adversely affected workforces, economies, and financial markets globally, potentially leading to an economic downturn.

The Association temporarily ceased operations, due to indoor and outdoor recreational facility closures in the City of Winnipeg as a result of the pandemic. During this period, cash inflows from registration ceased. Due to the uncertainty as to the outcome of the pandemic, and in particular, when indoor and outdoor recreational facilities will be fully re-opened to the public, an estimate of impairment of financial assets and credit losses cannot be determined, and consequently, no provision for loss has been provided for in these financial statements. It is management's assessment that the going concern assumption continues to be appropriate for the foreseeable future of the Association.

---

**10. Commitment**

The Association entered into a sublease agreement subsequent to year end on office space located at 211 Chancellor Matheson Drive. The sublease is for a period of 10 years expiring August 31, 2030, with two 5-year renewal options. The lease requires the Association to make monthly payments of \$675 commencing September 1, 2021, subject to annual inflation for years 3 to 10 at the discretion of the Association in accordance with the unadjusted Consumer Price Index for the City of Winnipeg.

---

## EXECUTIVE DIRECTOR REPORT

The 2019 – 2020 fiscal year started off normal, however, it ended in a way that nobody could have predicted. Firstly, the WYSA Board of Directors, with overwhelming approval from its district representatives, approved the removal of registration boundaries for developmental and premier soccer at the February 2020 general meeting. This significant shift was a step in the direction of inclusivity thereby allows for other organizations to apply for membership to compete in those divisions. Secondly, the COVID-19 global pandemic which forced us to stop soccer operations on March 12<sup>th</sup>, 2020 came next. Even at the time of this report in November 2020, the COVID-19 global pandemic continues to negatively affect soccer here in Manitoba and across the country. Prior to the pandemic, we continued to improve our operations efficiencies in league management and jamboree events, while continuing to grow our tournament participation and the indoor high school league.

The 2019 – 2020 fiscal year also introduced the Manitoba Soccer (MSA) requirement for all youth clubs to become licensed Quality Soccer Providers (QSP). The QSP is a form of Club Licensing coming down from Canada Soccer (CSA) which is adapted to each province and sets a minimum standard of delivering a sanctioned soccer program. There are four levels of Club Licensing which all emphasize safe sport policies/screening, developmentally appropriateness, accessibility, inclusivity, and membership expectations. Currently, Manitoba has licensed 17 QSP clubs out of the 49 in all of Canada. Currently, WYSA has 13 QSP licensed clubs participating in its programs, and for the first time in its history has accepted academies to participate in the developmental and premier streams.

The Association is fortunate to have many dedicated and passionate leaders at many levels of youth soccer who are constantly making efforts to improve the soccer programs here in Winnipeg. I would sincerely like to thank them for their efforts and contributions to the Association, and especially, our Board of Directors who have committed a considerable amount of time to helping move the Association forward. We're continuing to make a concerted effort in communicating regularly with our members, through our website, social media platforms, email, and have included some statistics in the



communications report. We will aim to have current and relevant content, as well, continuously look to improve our communication methods based on traditional and innovative opportunities.

### QUALITY SOCCER PROVIDERS



## MANITOBA SOCCER LICENSED QUALITY SOCCER PROVIDERS



















Winnipeg Youth Soccer Association  
Winnipeg, Manitoba, Canada

## WYSA SPONSORS



I'd like to personally thank the following organizations and special individuals for proudly supporting the Winnipeg Youth Soccer Association:

Thank you to **Beaver Bus Lines**, and specifically **John Fehr Jr.**, for their partnership and support of WYSA programs.

Thank you to **Best Western Plus Pembina Inn & Suites**, and specifically **Gilles Landry**, for their partnership and support of WYSA programs.

Thank you to **Boston Pizza**, and specifically **Andrew Shefchyk**, for their partnership and continued support of our programs, including our player subsidy fundraising tournament.

Thank you to **Bounce Design**, and specifically **Oai Truong and Patrick Carberry**, for their partnership and graphic design efforts for WYSA marketing programs.

Thank you to **Cambrian Credit Union**, and specifically **Kimberly Wentz and Jennifer MacKenzie**, for their continued support of youth soccer in Winnipeg throughout the many years we've been partners.

Thank you to **CM Engrave**, and specifically **Chris Cale** for his commitment to providing top quality awards for our programs.

Thank you to **Murray Chevrolet Waverley**, and specifically **Dan Murray and Amber Waller** for their contributions this past year.

Thank you to **Tutor Bright**, and specifically **Chelsea Arns**, for their partnership and support of WYSA programs.

Thank you to **103.1 Virgin Radio**, and specifically **Colin Lougheed**, for their partnership and support of WYSA programs.

We are extremely lucky to work with these sponsors and we hope to continue doing so for many years to come.

## 2019 OUTDOOR LEAGUE SEASON

In 2019 we continued to fine tune our scheduling processes of implementing and sticking to a single day of play for all developmental league and premier league teams, meaning they played on the same day of the week (1 match per week). We have also made strides with recreational scheduling in



working with many of our convenors and teams to avoid school conflicts. Across all leagues administered by WYSA for the 2019 outdoor season (U13-U18 Recreational, U9-U12 Developmental and U13-U17 Premier) we scheduled a total of 2,538 league matches and 293 jamboree matches. We had a total of 508 teams registered for the 2019 outdoor season; 351 in the

U9-U18 Recreation Leagues; 93 in the U9 – U12 Developmental Leagues; and 64 in the U13-U17 Premier 1 & 2 Leagues. Congratulations to all our League and Cambrian Challenge Cup Champions who are listed in the Director of Outdoor report.

The 2019 outdoor season marked the fifth year in which all U9 – U12 participated in the Long-Term Player Development (LTPD) framework. The long-term player development model was developed to give players more touches on the ball, deemphasize scores and standings, and focus on coach education at the grassroots levels. With smaller sided games, more touches for each player, and less of an emphasis on winning and losing, we are confident over the long term, players and coaches will be better developed and enjoy the sport more, which will ultimately strengthen our game. This year we

implemented the “Retreat Line” for all U9 & U10 divisions as a tool to assist with the development of players, technically and as a team, tactically. The Retreat Line has been introduced around the country to allow younger players to learn and gain confidence in how to play the ball out from the back and forward to attack.

In 2013, in order to adapt to the smaller sided games and fields, WYSA purchased 75 pairs of 6’x16’ sized goals which were distributed amongst the 5 Districts to U9 & U10 fields. At the time, WYSA paid



approximately \$50,000 from its reserves and received a \$100,000 loan from the Winnipeg Soccer Federation (WSF) to purchase the nets. In 2018, we began discussions with the WSF to have the balance of the loan forgiven at the end of the 2018-19 fiscal year and to their credit, they agreed to forgive approximately \$25,000. We’d like to thank the WSF for their support in providing the funds and for their donation to WYSA.

At the end of the U9 – U12 recreational and developmental outdoor seasons, WYSA again

organized the season finale jamborees. The jamborees included 2-3 matches for every team, a free team photo at our photo booth station, food, and activities for each team such as the shot speed and shot accuracy stations. I would also like to personally thank the Board and Staff of Winnipeg South End United for their tremendous support and efforts in making the 2019 jamborees successful. We could not have done it without you!

We must also recognize our MSA Provincial Championship teams that went on to represent Manitoba at the Canada Soccer National Club Championship. Heading into the final day, our U15B Bonivital SC squad had a chance for bronze but fell to 4-0 to Quebec (CS St. Laurent) thus finishing in 4<sup>th</sup> place. Our U15G Bonivital SC and U17G FC Northwest both placed 7<sup>th</sup>, and the U17B Bonivital SC squad finished in 5<sup>th</sup> place.

## 2019 BOSTON PIZZA PLAYERS TOURNAMENT

In 2015, the WYSA Board of Directors voted to create a player subsidy fund to help address the shrinking subsidy funds available to youth soccer players and their families. This meant switching the recipient of our annual summer tournament proceeds from the Children’s Hospital Foundation of Manitoba to a newly created player’s subsidy fund. Over the 23 years, WYSA contributed more than \$300,000 to the Children’s Hospital Foundation, which is due to the tremendous support of our soccer community.

In partnership with Boston Pizza, we were able to raise another \$10,000 from the tournament and a



total of \$53,000 over the last 5 years. Those funds are used to help support local soccer players and we are confident that the player subsidy fund will leave its own amazing legacy as interest and participation in the tournament seems to get stronger each year.

The 2019 tournament was a tremendous success with 168 teams participating, in 25 divisions for a total of 288 matches and 72 referees over the 5 days. Congratulations to all the teams that participated and continue to support our subsidy fund. We must also congratulate and thank all our volunteers and referees who help make the tournament such a great success.

## 2019 WYSA 3v3 TOURNAMENT



The 3v3 Tournament was introduced in 2015 and we continue to have significant participation with 89 teams competing in 18 divisions this past year. The one-day tournament guaranteed 3 round robin matches for each team and finals for those that advance. We had a total of 157 matches throughout the day and 48 different referees to help execute the event!

## 2019 MOBILE MINI SOCCER PROGRAM

In 2015 WYSA took over the administration and operation of the Mobile Mini Soccer Program from the St. Charles Soccer Association. We continued to build on the program which offers a one-hour drop-in session which teaches children the fundamental skills of soccer at 4 different inner-city schools through May and June. New this year, our district clubs selected one week with one school to deliver their mobile mini soccer program. Each club selected their own coach coordinator for the 4 sessions they were assigned aided with volunteer teams to help with run each session.

Each club did a tremendous job with the programming and the feedback from the schools and participants has been very positive. Below is a recap of the dates and locations of the program.

May 13<sup>th</sup> to May 16<sup>th</sup> – Weston School – FC Northwest – 197 total participants (3 sessions)

May 21<sup>st</sup> to May 23<sup>rd</sup> – Fort Rouge School – Winnipeg South End United – 89 total participants (3 sessions)

May 27<sup>th</sup> to May 30<sup>th</sup> – Greenway School – St. Charles Soccer Association – 385 total participants (4 sessions)

June 3<sup>rd</sup> to June 6<sup>th</sup> – River Elm School – Winnipeg Phoenix FC – 191 total participants (3 sessions)

June 10<sup>th</sup> to June 13<sup>th</sup> – Brooklands School – Bonivital SC – 225 total participants (4 sessions)

In total, we had 1,087 participants which is up from 357 from last year. Over the 5 years of the



program, we have had 3,900 participants. Speaking with the parents attending, as well as the school representatives, the majority loved the fact that this program was being offered and were very grateful for the chance to play soccer and learn from our premier players. Of the two new schools, Greenway was an instant hit. We had tons of kids attending and the teacher coordinator did a fantastic job recruiting kids out. This participation rate in these areas has always been strong, however, many parents also seemed unfamiliar with WYSA, or any

organized youth soccer leagues in their area. If we could collaborate with local community clubs to have them come to maybe 1-2 sessions a week to be available to answer questions parents may have about where to sign up for soccer as that was a common theme.

## 2019 – 2020 INDOOR LEAGUE SEASON

The 2019-2020 indoor season kicked off on Saturday, October 19<sup>th</sup> at our traditional playing venues of the WSF Soccer North, WSF Subway Soccer South, and the University of Winnipeg RecPlex. The WSF



facilities hosted both half-field and quarter-field matches, while the U of W RecPlex is only be able to accommodate quarter-field matches. We played on Thursdays (both genders), Saturdays (female only), and Sundays (male only) throughout the season until March 12<sup>th</sup>, 2020 when were forced to shut down due to the COVID-19 global pandemic. Unfortunately, due to the

global pandemic, we were not able to award our Cambrian Challenge Cup Champions, however, we have recognized all of the League Champions in the Director of Indoor report. We had a total of 228 teams registered, 114 in the U9-U18 Recreation Leagues, 70 in the U9-U12 Developmental Leagues, and 44 in the U13-U17 Premier 1 & 2 Leagues. As we moved to half field play, our number of teams have slightly decreased due to teams playing 9v9 and carrying a higher roster number. WYSA is the league administrator for all leagues during the indoor season (U9-U18 Recreational, U9-U12 Developmental and U13-U17 Premier) we scheduled a total of 2,247 league matches. Thank you to all our indoor soccer convenors, staff, and volunteers who help get teams registered and ready for play each season. As well, congratulations to all our League and Cambrian Challenge Cup Champions who are listed in the Director of Indoor report.

## 2019 – 2020 INDOOR HIGH SCHOOL LEAGUE

Our indoor high school soccer league continues to grow, this past year reaching a total of 39 teams (20 male and 19 female), which plays October to March. Over the past 6 seasons this program has grown in popularity and with the new WSF Soccer North facility being built, the league grown from 12 teams in 2015 to 39 in 2019. As we did last season, upon conclusion of the league season the top teams from the Championship division were promoted to the Premiership and the bottom teams from the Premiership were relegated to the Championship division for the Challenge Cup. The feedback has

been fantastic with regards to scheduling, home/away matches, and the new league structure of the promotion and relegation. Congratulations to the League and Playoff Champions listed in the Director of Indoor report.

## 2020 GOLDEN BOY TOURNAMENT

The Golden Boy Tournament has been our most successful indoor tournament since WYSA began indoor programming and the 2020 edition was no different. The tournament was held February 13<sup>th</sup> – 17<sup>th</sup> at the WSF Soccer North and South, and the University of Winnipeg RecPlex. We had a record number of 50 out-of-town teams register for the tournament, up 14 from the previous year, with a 176 total teams (102 quarter-field & 74 half-field teams) across 30 divisions. The 50 out-of-town teams represent rural Manitoba, Alberta, Saskatchewan, Ontario, and North Dakota for a total of 300 matches over the 5 days!

We received many compliments regarding the event, such as the on-site athletic therapists, LOC communication, individual team packages, 50/50 and raffle opportunities, the overall website design, and how timely the results were posted. This year, we went digital with our 50/50 and raffle which turned out to be cost effective and efficient, which resulted in more sales than ever before. Merchandise continues to be a big hit and was available at all the playing venues and by the final day we had sold out of everything! Canteens were available at all tournament locations for the duration of the event. We had custom



medals made for this tournament that were a huge hit with the participants and will continue to use those medals in the years to come.

An evaluation survey was sent out to all team officials that participated in the tournament once the event was over asking for feedback on the event and what we can do to improve in the upcoming



years. Of note, the feedback from the tournament survey was that nearly 90% of respondents would participate in this tournament again and would recommend it to other teams.

In closing, I would like to sincerely thank the WYSA Staff, Cheryl Ginter, Scott Dixon, and Adam DeJonckheere for their efforts and dedication over the past year. I would also like to thank our Board of Directors for their continued efforts to help build and grow the beautiful game here in Winnipeg. WYSA is committed to providing quality soccer programs and services that are accessible and affordable as the power of sport reaches far beyond the soccer pitch.

Respectfully Submitted,

Carlo J. Bruneau

Executive Director

## DIRECTOR OF COMMUNICATIONS

The WYSA website, [www.winnipegyouthsoccer.com](http://www.winnipegyouthsoccer.com), continues to be a well visited domain having over 1.4 million pageviews and 370,000+ visits during the 2019 fiscal year! Much like last year, our peak



months for traffic are during the first month of each outdoor and indoor season.

We have seen an above average increase rate of new follows on all 3 of our social media accounts, Facebook, Instagram, and Twitter (@WPGSOCCER), and continue to reach a large audience. Through these channels, we have made cover 1,000,000 impressions which is substantial for an organization of our size and marketing expertise.

Email campaigns and surveys continue to be valuable for the Association and we are encouraged by our response rates and open rates. We've used much of the feedback in our event surveys to help us plan for the

next year to improve the event.

Respectfully Submitted,

Sarah Schwendemann

Director of Communications

# COMMUNICATIONS



April 1<sup>st</sup>, 2019 - March 31<sup>st</sup>, 2020



**2794**  
Followers

**3771** Likes

**19,965**  
Profile Visits

**1,000,690**  
Impressions

**728** Tweets  
**782** Retweets

**+8%**  
Followers from 2018



**586** Fans

**2104** Reactions

**241** Comments

**486** Posts

**377** Shares

**+42%**  
Fans from 2018



**2174**  
Followers

**25,488** Likes

**303** Comments

**202** Posts

**+35%**  
Followers from 2018

## MAILCHIMP & SURVEYMONKEY



- 53 Campaigns
- 59% Open Rate
- 2121 Total Clicks

Total Audience Members **12,698**



### Boston Pizza Players Tournament Post-Event Survey: 61 responses

- 88% of respondents Rated at least 4 out of 5 Stars for the registration process
- 85% of respondents Rated at least 4 out of 5 Stars for the schedule
- 94% of respondents Rated at least 4 out of 5 Stars for their overall experience

### WYSA 3v3 Tournament Post-Event Survey: 77 responses

- 85% of respondents Rated at least 4 out of 5 Stars for the registration process
- 90% of respondents Rated at least 4 out of 5 Stars for the schedule
- 95% of respondents Rated at least 4 out of 5 Stars for their overall experience



### Golden Boy Indoor Soccer Tournament Post-Event Survey: 84 responses

- 75% of respondents Rated at least 4 out of 5 Stars for the registration process
- 83% of respondents Rated at least 4 out of 5 Stars for the schedule
- 95% of respondents Rated at least 4 out of 5 Stars for their overall experience

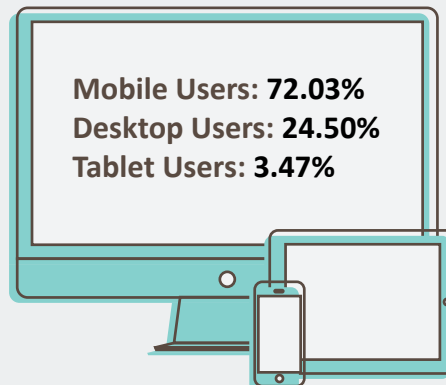
## WYSA WEBSITE

**1,446,750** page views  
**371,573** website sessions  
**152,610** unique visits

### TOP MONTHS

February: **15,033** visits  
May: **18,608** visits  
June: **15,893** visits

Mobile Users: **72.03%**  
Desktop Users: **24.50%**  
Tablet Users: **3.47%**



## DIRECTOR OF OUTDOOR REPORT

My fourth year as Director of Outdoor with WYSA has been a great building experience. We continue to grow as an Association as we attempt to provide a better soccer experience for youth within the community.

First, I would like to highlight all the hard work and dedication that so many in Manitoba give to improve and grow soccer in this Province. From coaches, players, referees, district representatives, WYSA Staff and WYSA Board Members, there are a tremendous amount of people in Manitoba that go to great extents to ensure the continued improvement of soccer.

For our Boston Pizza Players Tournament in 2019, we had a total of 168 teams participate and



scheduled a total of 288 matches. The WYSA 3v3 tournament in August saw a decrease in teams 89 from 111 teams in 2018, however, our maximum capacity was 90 teams due to daylight considerations (2018 was host at IG Field where there are lights). These two tournaments are becoming highlights of the summer for many kids as we are excited to see the continual growth in our tournament participation numbers.

We had great teams that participated in the MSA Cup and Cambrian Challenge Cup in 2019. Our districts that represented Manitoba at Nationals gave a strong showing at the event in October.

Below are the 2019 Outdoor League Champions, MSA Cup Champions and the Cambrian Cup Champions. Please join me in congratulating the following teams for their success in the 2019 WYSA Outdoor League and Cambrian Challenge Cup seasons:

## 2019 OUTDOOR MSA CUP CHAMPIONS

**U15B:** Bonivital SC – placed 4<sup>th</sup> | **U15G:** Bonivital SC – placed 7<sup>th</sup>

**U17B:** Bonivital SC – placed 5<sup>th</sup> | **U17G:** FC Northwest – placed 7<sup>th</sup>

## 2019 OUTDOOR RECREATIONAL LEAGUE CHAMPIONS (W-L-T)

**U13B:** Tyndall Park Klapprat – 13-0-1 (Northeast) | Dakota Red – 11-1-2 (Southwest)



**U13G:** PCWCC U13G Bousquet – 11-2-1

**U14B:** PCWCC U14B Cornejo – 11-0-2 | **U14G:** Lorette  
 U14G Yellow – 11-1-2

**U15B:** IRCOM U15B – 13-0-1 | **U15G:** Whyte Ridge U15G  
 Skibinski – 12-0-2

**U16B:** Tyndall Park U16B DeSousa – 14-0-0 | **U16G:** CYSA –  
 12-1-1

**U17/18B:** Sturgeon Heights CC U18B – 11-2-1 | **U17G:** CYSA U17G – 11-1-2

**U18G:** Windsor U18G Black – 13-1-0

## 2019 OUTDOOR RECREATIONAL CHALLENGE CUP CHAMPIONS

**U13B A-Side:** Dakota U13B Red | **U13B B-Side:** Norberry-Glenlee U13B Lavallee

**U13G A-Side:** Park City West Bousquet | **U13G B-Side:** Southdale U13G White

**U14B A-Side -** Park City West Cornejo | **U14B B-Side:** Gateway U14B

**U14G A-Side:** Niverville Fury U14G | **U14G B-Side:** Park City West Muzia

**U15B A-Side:** IRCOM U15B | **U15B B-Side:** Sturgeon Heights CC U15B

**U15G A-Side:** Dakota U15G Red | **U15G B-Side:** - CYSA U15G

**U16B:** Tyndall Park U16B DeSousa

**U16G:** CYSA U16G

**U17B:** SWCC U17B Stoez

**U17G A-Side:** Lorette U17G Fox | **U17G B-Side:** Tyndall Park U17G Dawson

**U18B:** West Kildonan U18B Fava

**U18G:** Lorette U18G

## 2019 OUTDOOR PREMIER LEAGUE CHAMPIONS (W-L-T)

**U13BPR2:** BVSC U13BPR2 White – 14-1-1

**U13BPR1/U14BPR2:** BVSC U13BPR1 Brennan – 12-3-1

**U13GPR1:** BVSC U13GPR1 Seney – 12-2-2

**U14BPR1/U15BPR2:** WSEU U14BPR1 Red – 13-1-2

**U14GPR1/U15GPR2:** Thunder Bay U15GPR2 Robertson – 14-2-0

**U15BPR1/U17BPR2:** WPFC U15BPR1 Silva – 13-2-1

**U15GPR1:** BVSC U15GPR1 Blue – 14-2-0

**U17BPR1:** BVSC U17BPR1 Blue – 15-0-0

**U17GPR1:** FCNW U17GPR1 McGrevy – 15-0-1

## 2019 OUTDOOR PREMIER CAMBRIAN CHALLENGE CUP CHAMPIONS



**U13BPR2:** SCYS U13BPR2 Bergen

**U13BPR1/U14BPR2:** BVSC U13BPR1 Blue

**U13GPR1:** BVSC U13GPR1 Seney

**U14BPR1/U16BPR2:** WSEU U14BPR1 Red

---

**U14GPR1/U15GPR2:** Thunder Bay Chill U15GPR2 Robertson

**U15GPR1:** BVSC U15GPR1 Blue

**U15BPR1/U17BPR2:** BVSC U15BPR1

**U17BPR1:** BVSC U17BPR1 Blue

**U17GPR1:** FCNW U17GPR1 McGrevy

Respectfully Submitted,

Andrew Patton

Director of Outdoor

# 2019 OUTDOOR LEAGUES

## Recreational U9 - U12

233  TEAMS

100  GIRLS 133  BOYS


197 MATCHES PLAYED

MURRAY CHEVROLET SEASON FINALE JAMBOREE





2913

Rostered Players

 392+ Listed Coaches

## Developmental U9 - U12

93  TEAMS

37  GIRLS 56  BOYS

683 LEAGUE MATCHES PLAYED

93 MATCHES PLAYED

SEASON FINALE JAMBOREE



1149

TOTAL PLAYERS

 179+ VOLUNTEERS COACHES MANAGERS

## Recreational U13 - U18

118  TEAMS

61  GIRLS 57  BOYS

826 LEAGUE MATCHES PLAYED






3337

LEAGUE GOALS



## Premier U13 - U17

64  TEAMS

25  GIRLS 39  BOYS

542 LEAGUE MATCHES PLAYED



2396

LEAGUE GOALS



 592 YELLOW CARDS

 42 RED CARDS

## RECREATIONAL LEAGUE CHAMPIONS

Park City West 

Dakota 

CYSA 

Tyndall Park 

Whyte Ridge 

Lorette 

Windsor 

IRCOM 

Sturgeon Heights 

## PREMIER LEAGUE CHAMPIONS

Bonivital SC



FC Northwest



Winnipeg South End United SC



Thunder Bay Chill



Winnipeg Phoenix FC





# 2019 OUTDOOR CAMBRIAN CHALLENGE CUP

## Recreational U13 - U18

**118**   
TEAMS

**61**   
GIRLS

**57**   
BOYS

**255** CAMBRIAN  
CHALLENGE CUP  
MATCHES PLAYED



**1066**  
CAMBRIAN CHALLENGE  
CUP GOALS 

## Premier U13 - U17

**44**   
TEAMS

**18**   
GIRLS

**26**   
BOYS

**35** CAMBRIAN  
CHALLENGE CUP  
MATCHES PLAYED



**155**  
CAMBRIAN CHALLENGE  
CUP GOALS 



**114** YELLOW  
CARDS











**12** RED  
CARDS

## CAMBRIAN CHALLENGE CUP CHAMPIONS

### Recreational

Park City West     
Dakota   
Gateway   
South Winnipeg   
West Kildonan   
Sturgeon Heights   
Norberry Glenlee 

IRCOM   
Southdale   
CYSA    
Lorette    
Tyndall Park  

### Premier

Winnipeg South End United SC  
  
Bonivital SC  
     
FC Northwest  
    
South Central Youth Soccer  
  
Thunder Bay Chill  


## DIRECTOR OF INDOOR REPORT

The 2019-2020 WYSA Indoor League Season concluded with a total of 2,247 league matches – 933



Recreational, 591 Developmental and 384 Premier, and 339 High School matches. We also had a very successful 2020 Golden Boy Tournament, with a record number of out of town teams participating this past year!

Congratulations to the following teams who won their respective League divisions! Unfortunately, due to the COVID-19 global pandemic, we were unable to crown our Cambrian Challenge Cup champions.

### 2018-19 INDOOR RECREATIONAL LEAGUE CHAMPIONS (W-L-T)

**U13B:** Whyteridge U13B Sugumaran – 10-2-3 | **U13G** – Winakwa U13G – 8-3-1

**U14B:** IRCOM U14B – 12-1-2 | **U14G** – North Kildonan U14G – 6-1-5

**U15B:** Whyteridge U15B Bergen – 10-1-1 | **U15G** – Dakota U15G Dedio/Cloutier – 12-0-3

**U16G:** CYSA U16G Holland – 14-0-0 | **U16B/U17B** – Tyndall Park U17B DeSoussa – 13-2-0

**U17G/U18G:** East End U18G Shwaluke – 7-2-3 | **U18B** – IRCOM U18B – 9-4-2

### 2018-19 INDOOR PREMIER LEAGUE CHAMPIONS (W-L-T)

**U13BPR2:** WSEU U13BPR2 White – 13-2-3

**U13GPR1:** FCNW U13GPR1 Froese – 17-0-1

**U13BPR1/U14BPR2:** FCNW U13BPR1 Brennan – 12-3-3

**U14BPR1/U16BPR2:** WPFC U16BPR2 Silva – 14-2-2

**U14GPR1/U15GPR2:** WSEU U14GPR1 Red – 10-4-4

---

**U16GPR1:** SC Force U16GPR1 Arnott/Goldstein – 13-3-2

**U17BPR1:** WSEU U17BPR1 Red – 16-1-0

**2019-2020 INDOOR HIGH SCHOOL LEAGUE & PLAYOFF CHAMPIONS**

**PREMIERSHIP DIVISION GIRLS** – Vincent Massey High School | Oak Park High School Gold

**CHAMPIONSHIP DIVISION GIRLS** – Kelvin High School | St. Mary’s Academy

**PREMIERSHIP DIVISION BOYS** – St. Paul’s High School | Fort Richmond Collegiate

**CHAMPIONSHIP DIVISION BOYS** – Steinbach Regional High School | Kelvin High School

Congratulations to all the players, coaches, officials and all the volunteers who helped make the 2019-2020 indoor season so successful. Our game is strong here in Winnipeg and we are looking forward to seeing you in the 2021 outdoor season!

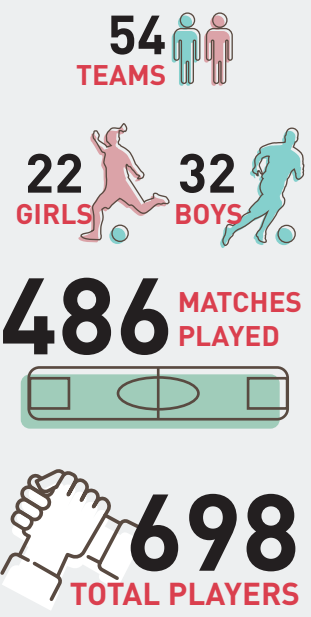
Respectfully Submitted,

James Kellough

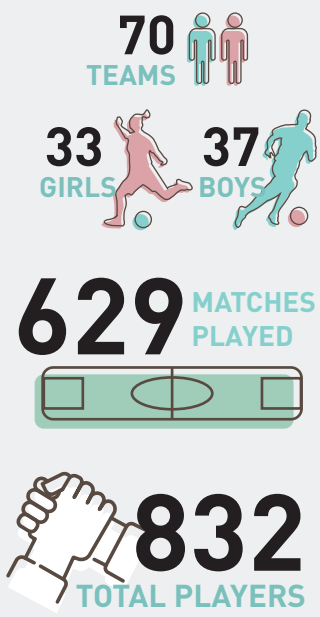
Director of Indoor

# 2019/20 INDOOR LEAGUES

## Recreational U9 - U12



## Developmental U9 - U12



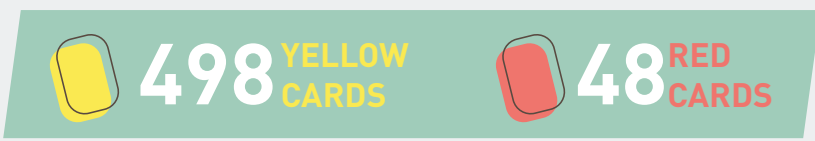
## Recreational U13 - U18











## Premier U13 - U17



## WYSA HIGH SCHOOL LEAGUE






### RECREATIONAL LEAGUE CHAMPIONS

- IRCOM 
- Norht Kildonan 
- Winakwa 
- Dakota 
- CYSA 
- East End 
- Tyndall Park 
- Whyteridge 

### PREMIER LEAGUE CHAMPIONS


- Winnipeg South End United SC 
- FC Northwest 
- Winnipeg Phoenix FC 
- SC Force 

### HIGH SCHOOL LEAGUE CHAMPIONS

- St. Paul's High School 
- Kelvin High 
- Steinbach 
- Vincent Massey 

# 2019/20 INDOOR CAMBRIAN CHALLENGE CUP

**Recreational  
U13 - U18**

**60**   
**TEAMS**

**33**  **GIRLS**    **27**  **BOYS**

**130** **CAMBRIAN CHALLENGE CUP MATCHES PLAYED**




**359**

**CAMBRIAN CHALLENGE CUP GOALS**



 **WYSA**  
**HIGH SCHOOL LEAGUE**

**39**   
**TEAMS**

**19**  **GIRLS**    **20**  **BOYS**

**168** **MATCHES PLAYED**



**669** **CAMBRIAN CHALLENGE CUP GOALS**







 **306** **YELLOW CARDS**

 **23** **RED CARDS**

**CAMBRIAN CHALLENGE CUP CHAMPIONS**

## High School

- St Mary's 
- Oak Park High School 
- Sturgeon Heights 
- Fort Richmond Collegiate 

## DIRECTOR OF REFEREES REPORT

As our game is played all year with outdoor and indoor seasons. The stats show a total of 5,530 matches played throughout the outdoor and indoor seasons which is an impressive number.



Unfortunately, as we know, the COVID-19 global pandemic impeded on the conclusion of our 2019-2020 indoor season, but our referees were ready to take the whistle whenever needed. What impresses me more is the dedication our referees, young and old, have shown during this past year in getting the job done. We continue to work with the districts to help educate and mentor the young referees, as well as support them when they need encouragement. With that, I would like to thank

them all for their hard work and professionalism. I would also like to thank the WYSA staff and all the volunteers that work tirelessly at all the events throughout the year.













Respectfully Submitted,

Dave Holder










Director of Referees

# 2019/20 REFEREES

## 2019 OUTDOOR REFEREES

<b>U13-U17 PREMIER MATCHES</b>	 <b>92</b> REFEREES	 <b>577</b> MATCHES
<b>U13-U18 RECREATIONAL MATCHES</b>	 <b>117</b> REFEREES	 <b>1081</b> MATCHES
<b>BOSTON PIZZA PLAYERS TOURNAMENT</b>	 <b>59</b> REFEREES	 <b>288</b> MATCHES
<b>MURRAY CHEVROLET RECREATIONAL JAMBOREE</b>	 <b>30</b> REFEREES	 <b>197</b> MATCHES
<b>WYSA 3v3 TOURNAMENT</b>	 <b>34</b> REFEREES	 <b>157</b> MATCHES
<b>DEVELOPMENTAL JAMBOREE</b>	 <b>24</b> REFEREES	 <b>93</b> MATCHES

## 2019/20 INDOOR REFEREES

<b>INDOOR LEAGUE MATCHES</b>	 <b>91</b> REFEREES	 <b>119</b> ASSISTANT REFEREES	 <b>2074</b> MATCHES
<b>HIGH SCHOOL LEAGUE</b>	 <b>24</b> REFEREES	 <b>26</b> ASSISTANT REFEREES	 <b>339</b> MATCHES
<b>GOLDEN BOY TOURNAMENT</b>	 <b>69</b> REFEREES	 <b>87</b> ASSISTANT REFEREES	 <b>300</b> MATCHES



## 2019 OUTDOOR YELLOW CARD CAUTIONS

706 TOTAL - 503 MALE & 203 FEMALE - 2,538 TOTAL MATCHES



REC  
MALE

REC  
FEMALE

DEV  
MALE

DEV  
FEMALE

PR  
MALE

PR  
FEMALE

 **TOTALS**

	REC MALE	REC FEMALE	DEV MALE	DEV FEMALE	PR MALE	PR FEMALE	TOTALS	
COMMITTS A DIRECT FREE KICK IN A RECKLESS MANNER	115	68	1	0	170	65	418	59%
COMMITTS A FOUL OR HANDLES THE BALL TO INTERFERE WITH OR STOP A PROMISING ATTACK	19	4	0	0	49	18	90	13%
DISSENT BY WORD OR ACTION	17	5	0	0	42	11	75	11%
AN ACT DEEMED BY THE REFEREE AS SHOWING A LACK OF RESPECT FOR THE GAME	14	3	0	0	23	7	47	7%
PERSISTENT INFRINGEMENT OF THE LAWS OF THE GAME	3	8	0	0	10	7	28	4%
DELAYING THE RESTART OF PLAY	8	0	0	0	18	2	28	4%
ALL OTHER YELLOW CARD CAUTIONS	6	1	1	0	9	2	19	3%
<b>TOTALS</b>	<b>182</b>	<b>89</b>	<b>2</b>	<b>0</b>	<b>321</b>	<b>112</b>	<b>706</b>	





## 2019 OUTDOOR RED CARD DISMISSALS

54 TOTAL - 44 MALE & 10 FEMALE - 2,538 TOTAL MATCHES



REC  
MALE

REC  
FEMALE

DEV  
MALE

DEV  
FEMALE

PR  
MALE

PR  
FEMALE



TOTALS

ACCUMULATION OF YELLOW CARDS	2	2	0	0	10	2	16	30%
RECEIVES A SECOND CAUTION IN THE SAME MATCH	2	0	0	0	10	1	13	24%
TEAM OFFICIAL FAILS TO CONDUCT THEMSELVES IN A RESPONSIBLE MANNER	3	0	0	0	3	2	8	15%
VIOLENT CONDUCT	2	2	0	0	0	0	4	7%
USES OFFENSIVE, INSULTING OR ABUSIVE LANGUAGE DIRECTED AT A MATCH OFFICIAL	1	0	0	0	3	0	4	7%
DENYING AN OBVIOUS GOAL SCORING OPPORTUNITY PUNISHABLE BY A FREE KICK OR PENALTY KICK	2	0	0	0	0	1	3	6%
USES OFFENSIVE, INSULTING OR ABUSIVE LANGUAGE NOT DIRECTED AT A PERSON	1	0	0	0	2	0	3	6%
SERIOUS FOUL PLAY	1	0	0	0	0	0	1	2%
DENYING THE OPPOSITNG TEAM A GOAL SCORING OPPORTUNITY BY DELIBERATELY HANDLING THE BALL	1	0	0	0	0	0	1	2%
USES OFFENSIVE, INSULTING OR ABUSIVE LANGUAGE DIRECTED AT A PERSON	1	0	0	0	0	0	1	2%
<b>TOTALS</b>	<b>16</b>	<b>4</b>	<b>0</b>	<b>0</b>	<b>28</b>	<b>6</b>	<b>54</b>	

**TOTAL NUMBER OF MATCHES MISSED DUE TO SUSPENSIONS**


**83 MATCHES**



# 2019/20 INDOOR YELLOW CARD CAUTIONS

804 TOTAL - 591 MALE & 213 FEMALE - 2,413 TOTAL MATCHES



	REC MALE	REC FEMALE	DEV MALE	DEV FEMALE	PR MALE	PR FEMALE	HIGH SCHOOL MALE	HIGH SCHOOL FEMALE	 <b>TOTALS</b>	
COMMITTS A DIRECT FREE KICK IN A RECKLESS MANNER	88	40	31	5	119	51	68	24	426	53%
COMMITTS A FOUL OR HANDLES THE BALL TO INTERFERE WITH OR STOP A PROMISING ATTACK	24	2	6	3	24	12	27	9	107	13%
AN ACT DEEMED BY THE REFEREE AS SHOWING A LACK OF RESPECT FOR THE GAME	16	6	4	0	17	7	10	4	64	8%
DISSENT BY WORD OR ACTION	9	3	3	0	15	4	25	4	63	8%
DELAYING THE RESTART OF PLAY	9	3	5	0	7	8	18	0	50	6%
PERSISTENT INFRINGEMENT OF THE LAWS OF THE GAME	6	5	1	0	1	4	12	7	36	4%
ALL OTHER YELLOW CARD CAUTIONS	15	6	9	1	10	3	12	2	58	7%
<b>TOTALS</b>	<b>167</b>	<b>65</b>	<b>59</b>	<b>9</b>	<b>193</b>	<b>89</b>	<b>172</b>	<b>50</b>	<b>804</b>	



## 2019/20 INDOOR RED CARD DISMISSALS

71 TOTAL - 54 MALE & 17 FEMALE - 2,413 TOTAL MATCHES



REC  
MALE

REC  
FEMALE

DEV  
MALE

DEV  
FEMALE

PR  
MALE

PR  
FEMALE

HIGH  
SCHOOL  
MALE

HIGH  
SCHOOL  
FEMALE



TOTALS

ACCUMULATION OF YELLOW CARDS	4	1	1	0	6	2	8	1	23	32%
RECEIVES A SECOND CAUTION IN THE SAME MATCH	4	1	0	0	9	0	3	3	20	28%
TEAM OFFICIAL FAILS TO CONDUCT THEMSELVES IN A RESPONSIBLE MANNER	6	0	2	0	2	0	1	0	11	15%
VIOLENT CONDUCT	2	5	0	0	0	0	1	2	10	14%
DENYING AN OBVIOUS GOAL SCORING OPPORTUNITY PUNISHABLE BY A FREE KICK OR PENALTY KICK	0	0	0	0	1	0	2	0	3	4%
USES OFFENSIVE, INSULTING OR ABUSIVE LANGUAGE DIRECTED AT A MATCH OFFICIAL	1	0	0	0	0	0	0	1	2	3%
DENYING THE OPPOSITNG TEAM A GOAL SCORING OPPORTUNITY BY DELIBERATELY HANDLING THE BALL	0	1	0	0	0	0	0	0	1	1%
SERIOUS FOUL PLAY	1	0	0	0	0	0	0	0	1	1%
<b>TOTALS</b>	<b>18</b>	<b>8</b>	<b>3</b>	<b>0</b>	<b>18</b>	<b>2</b>	<b>15</b>	<b>7</b>	<b>71</b>	

**TOTAL NUMBER OF MATCHES MISSED DUE TO SUSPENSIONS**

**115 MATCHES**

## 2020 ANNUAL GENERAL MEETING BOARD OF DIRECTORS ELECTIONS

The following WYSA Board of Director positions are up for election at the 2020 WYSA AGM for a term of 2 years:

President:	Currently held by Mr. Daryl Lindsay
Director of Coaching:	Currently held by Mr. Jim Zinko
Director of Outdoor:	Currently held by Mr. Andrew Patton
Director of Referees:	Currently held by Mr. David Holder

The WYSA Nominating Committee recommends the following slate of Nominees at the time of this publication:

President:	Mr. Daryl Lindsay
Director of Coaching:	Mr. Jim Zinko
Director of Outdoor:	Mr. Andrew Patton
Director of Referees:	Mr. David Holder